

COMMONWEALTH EQUIPMENT

MATERIAL PROCESSING

VSA Heavy Equipment

Contract 24-05-0713

Item Number: 1858

Model Number: ESS300

Group: Shredders

Make: McCloskey Environmental

MSRP: \$1,028,000

Model: Shredder

Discount 6%: (~~\$-61,680~~)

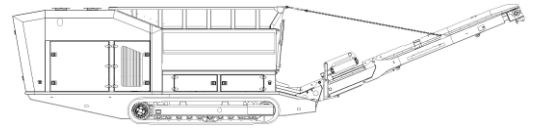
Total Net Price: \$966,320

Price Does Not Include Freight

Commonwealth Equipment * 36 Hazleton St * Ashley PA 18706

Phone: 877-217-4474 * commonwealthequipment.com

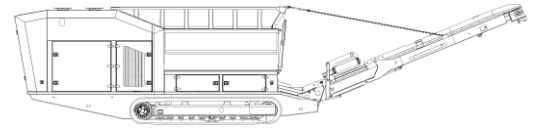
MST03282023



SPECIFICATIONS



McCloskey ***Environmental*** ***ES-300***



DESCRIPTION

The ESS-300 is a tracked primary shredder capable of effectively and reliably shredding a wide range and type of material. The ESS-300 is designed to meet the needs of plants in which the incoming materials vary greatly in terms of size, composition, and difficulty to shred.

The interaction between the rotating knives on the single, hydraulically driven shaft ensures the input material is constantly moving to prevent bridging and maximizing shredding efficiency. The replaceable mesh setup allows the machine to perform to a number of different specifications of output material, with varying piece size. The quick change nature of these meshes is possible because of a side opening on the chamber which is opened and closed via a hydraulic cylinder

The ESS-300 Track Shredder comes with the following features as standard:

- Aggressive multi-tooth cutting shaft
- Intelligent electrical control unit
- Variable speed main conveyor
- 4 Meter tracks for superior maneuverability and stability.
- VOLVO D13 380kw (510HP) Stage V/Tier 4 Final
- Fuel efficient Hydraulics system.
- User Friendly Hydraulic Controls
- Double Hydrostatic drive transmission

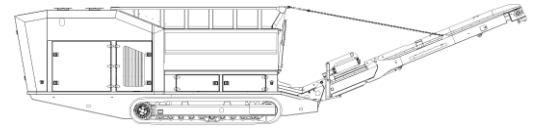
DIMENSIONS AND CAPACITIES

Length – working (Max)	15.64m (51'-4")
Height – working (Max)	3.5m (11'-6")
Length – transport	9.94m (32'-7")
Width – transport	3.01m (9'-11")
Height – transport	3.69m (12'-2")
Maximum Production Rate	60 TPH (Material Dependent)
Average Fuel Consumption	60 L/Hour (15.5 US Gal)
Machine Weight	35,000KG (77,160 lbs.)

MATERIALS

Materials include but are not limited to;

- Bulky Waste
- C&D
- C&I
- MSW
- Land Fill Mining/Reclaiming
- Household Waste
- Demolition Wood



CUTTING TABLE

Number of Shafts	1
Rotating speed	0-27 RPM
Number of knives	33
Number of counter knives	12
Cutting area	3030mm X 1271mm (119" X 50")
Knife Type	Ripping type
Chamber weight	18000KG (39680 lbs.)

GRAIN SIZE

Standard duty knife	Mesh dependent
Heavy duty knife	Mesh dependent

CAPACITY PER HOUR

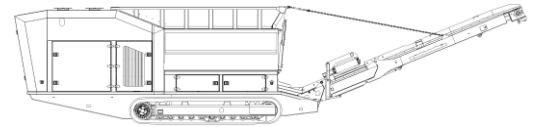
Household Waste	Up to 35 Ton
Demolition Wood	Up to 50 Ton
Industrial Waste	Up to 35 Ton
Bulk Waste	Up to 40 Ton

HOPPER

Loading Height	3.50m (11' - 6")
Loading Length	5.22m (17' - 2")
Loading Width	2.29m (7' - 6")

MAIN CONVEYOR

Stockpile height	3476mm (11' - 5")
Belt width	1200mm (48")
Belt spec	Plain - 630/2 9+3 straight warp
Drive drum dia.	350mm (13.8")
Tail drum dia.	289mm (11.4") – spoked
Motor	OMV630
Flow rate	Up to 54 Lpm (14.3US gpm)
Variable speed	YES



POWERUNIT AND HYDRAULICS

Engine	Volvo D13 LRC OR Stage 5/T4F
Engine power	380Kw (510 HP)
Engine speed	1600 rpm
Total system flow (max)	1105 Lpm (291 US Gpm)
Hydraulic tank capacity	470 L (124 US gal)
Hydraulic Oil cooler	YES
Reversible cooler fans	YES

MAGNET

Belt width	700mm (27.5")
Drive drum dia.	154mm (6")
Tail drum dia.	154mm (6")
Motor	OMS400
Reversible	YES
Twin Pole	YES

SAFETY FEATURES

- External belt alignment points.
- External grease points.
- Engine safety shutdown systems.
- Full safety guarding for nip points
- Locking pins for chamber opening

