

CONVENTIONAL SERIES **MAXON**[®]


GPC 33 X4 & 44 X4 Cantilevers

Standard Features

- Aluminum platform
- Platform automatic leveling with soft landing
- Platform warning lights
- Dual cart stops
- Platform ground rollers
- Stainless cylinder rods with nitrate treatment
- Completely sealed flat panel main control
- Hand held control
- Cab cut-off switch


Optional Features

- Full Door Seal Kit
- Flip-Up Door with Seal Kit
- Side Roll Off Guards
- Install Fixture
- 24 Volt Pump/Motor System




X4 Technology

X4 design technology features 2 lifting and 2 tilting cylinders that are stacked above each other. This design optimizes platform stability and leaves more space for light placement



New Generation Control

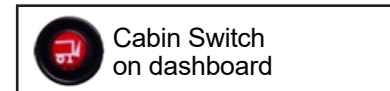
The GPC main control is completely sealed and is only 3/16" thick. This design allows placement in many different locations



Control Unit with Built-In Diagnostics

LED lights allow for quick assessment and root cause tracing

Lift Switch On	Platform Position	Diagnose LED
No	Closed 90°	Off
Yes	Closed 90°	On
Yes	Open > 90°	Off
Yes	Horizontal 0°	Off
Yes	Tilted Down 0°-Minus 10°	On
Yes	Switch On Control Panel	Blink
Yes	Switch On Foot Control	Blink
Yes	Switch On Hand Control	Blink



Distributed by:

M-264-0521

CONVENTIONAL SERIES **MAXON**[®]


GPC 17 X1 & 22 X1 Cantilevers

Standard Features

- Platform automatic leveling with soft landing
- Aluminum platform
- Platform warning lights
- Dual cart stops
- Platform ground rollers
- Stainless cylinder rods with nitrate treatment
- Completely sealed flat panel main control
- Hand held control
- Cab cut-off switch


Optional Features

- Full Door Seal Kit
- Flip-Up Door with Seal Kit
- Side Roll Off Guards
- Install Fixture
- 24 Volt Pump/Motor System




X1 Technology

X1 design technology allows a liftgate to raise and lower full lift capacity utilizing only one cylinder for up and down, and one for tilting. This is accomplished by the underrun bar which connects the lift and tilt arm mechanisms. This eliminates 20% of the total weight of a comparable four cylinder liftgate.



New Generation Control

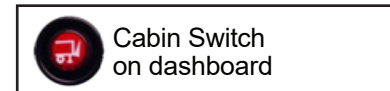
The GPC main control is completely sealed and is only 3/16" thick. This design allows placement in many different locations



Control Unit with Built-In Diagnostics

LED lights allow for quick assessment and root cause tracing

Lift Switch On	Platform Position	Diagnose LED
No	Closed 90°	Off
Yes	Closed 90°	On
Yes	Open > 90°	Off
Yes	Horizontal 0°	Off
Yes	Tilted Down 0°-Minus 10°	On
Yes	Switch On Control Panel	Blink
Yes	Switch On Foot Control	Blink
Yes	Switch On Hand Control	Blink



Distributed by:

M-263-1221



ITEM #:	1202
BRAND	Maxon
MODEL	Conventional Series
DISCOUNT	30%

Available Units:

MODEL	Platform Material	MSRP	DISCOUNTED PRICE
GPC 17X1 60X79	Aluminum	\$8176.00	\$5723.20
GPC 17X1 60X89	Aluminum	\$8176.00	\$5723.20
GPC22 X1 48X92	Aluminum	\$8800.00	\$6160.00
GPC22 X1 48X98	Aluminum	\$8800.00	\$6160.00
GPC22 X1 60X92	Aluminum	\$9056.00	\$6339.20
GPC22 X1 60X98	Aluminum	\$9056.00	\$6339.20
GPC22 X1 72X92	Aluminum	\$10032.00	\$7022.40
GPC22 X1 72X98	Aluminum	\$10032.00	\$7022.40
GPC33 X1 60X92	Aluminum	\$12608.00	\$8825.60
GPC33 X1 60X98	Aluminum	\$12608.00	\$8825.60
GPC33 X1 72X92	Aluminum	\$13168.00	\$9217.60
GPC33 X1 72X98	Aluminum	\$13168.00	\$9217.60
GPC33 X1 84X92	Aluminum	\$13728.00	\$9609.60
GPC33 X1 84X98	Aluminum	\$13728.00	\$9609.60
GPC44 X1 72X92	Aluminum	\$13936.00	\$9755.20
GPC44 X1 72X98	Aluminum	\$13936.00	\$9755.20
GPC44 X1 84X92	Aluminum	\$14496.00	\$10147.20
GP44 X1 84X98	Aluminum	\$14496.00	\$10147.20

***Freight is not included in pricing. ***

Options:

Full Door Seal Kit		\$1016.00	\$711.20
Flip Up Door 14" w/ Seal Kit		\$1908.00	\$1335.60
Flip Up Door 20" w/ Seal Kit		\$1908.00	\$1335.60
Flip Up Door 26" W/ Seal Kit		\$2148.00	\$1503.60
Side Roll Off Guards		\$598.00	\$418.60
Install Fixture	Model Specific	\$360.00	\$252.00
24 Volt Pump/Motor		\$990.00	\$693.00