


# WEDA S04 - WEDA S08 (60 Hz)

## WEDA-S0 Product reference sheet

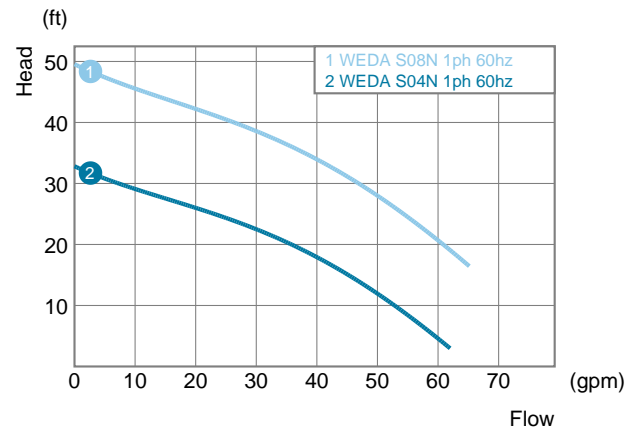
The WEDA sludge pumps can handle thick, soft, wet mud or other similarly viscous mixtures of liquids and solids, especially the product of an industrial or refining process. These pumps are particularly suitable for mining applications, trench and pond-cleaning, tank cleanout and for water containing mud, sludge or light slurry.

Technical details	S04N	S08N
Max head	33 ft	50 ft
Max flow	62 gpm	65 gpm
Solid handling	1 in	1 in
Cable length	33 ft	33 ft
Submerged depth	16 ft	16 ft
Impeller type	vortex	vortex
Impeller material	cast iron	cast iron
Shaft seals	silicon carbide	silicon carbide
Motor protection	thermal protection	thermal protection
Motor insulation class	E	E
pH range	6.5-8	6.5-8
Max fluid temperature	95°F	95°F

Dimensions	S04N	S08N
Discharge connection	2 in	2 in
Height	14.8 in	16.4 in
Width	10.9 in	10.9 in
Diameter	9.5 in	9.5 in
Weight	24 lb 11 kg	29 lb 13 kg



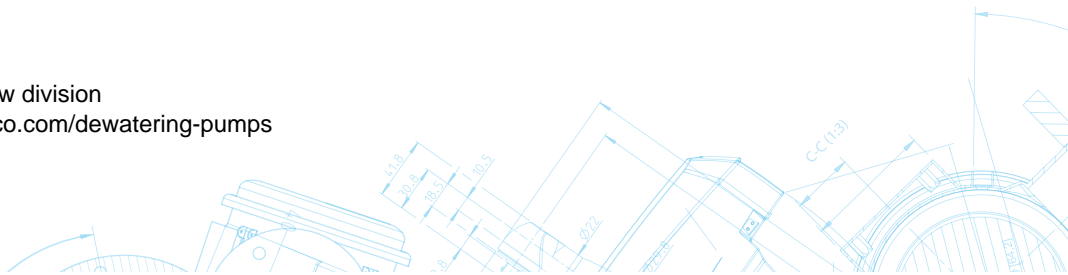
### Performance curve



### Power rating

Motor rating	S04N 1 ph	S08N 1 ph
Power $P_2$	0.5 HP	1 HP
Power $P_1$	0.65 kW	1.2 kW
Rated current (115V)	5.8 A	10.3 A
Rated current (230V)	3.2 A	5.1 A
Shaft speed	3500 r.p.m.	3500 r.p.m.
Other voltages on request		

(2023-04-20) 2960 5130 00 rev 1 2021.07 - Subject to modifications without prior notice



# WEDA S04

## Performance sheet



### Performance curve

