

COMMONWEALTH EQUIPMENT

MATERIAL PROCESSING

NCSA Heavy Equipment

Contract 24-08-0421

Item Number: 53

Model Number: R105

Group: Asphalt Maintenance and Recycling Equipment

Make: McCloskey International

MSRP: \$380,216.00

Model: Scalper Screen

Discount 6%: (~~\$22,812.96~~)

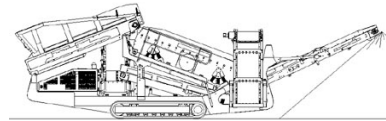
Total Net Price: \$357,403.04

Price Does Not Include Freight

Commonwealth Equipment * 36 Hazleton St * Ashley PA 18706

Phone: 877-217-4474 * commonwealthequipment.com

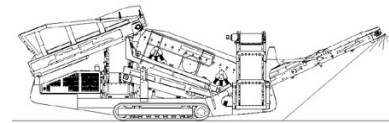
MST03282023



SPECIFICATIONS



McCloskey ***R105***



DESCRIPTION

Heavy duty mobile screener with following features:

- 12x4.5 heavy duty high energy 2 bearing screenbox.
- 130Hp (98kW) Cat diesel engine.
- Track mobile.
- Direct feed Hardox lined hopper.
- Travel out fixed walkways.
- Integrated hydraulic folding stockpiling conveyors.
- Fast on-site setup time – 10 minutes.
- Screen raises at lower end for easy bottom deck access.
- Service standing room inside Powerpack.

DIMENSIONS AND WEIGHTS

Length – working	12.72m (41' – 9")
Width – working	12.23m (40' – 2")
Length – transport	13,035mm (42' – 9") – 14627mm (48")
Width – transport	2.5m (8' – 4")
Height – transport	3.20m (10' – 6")
Weight – track belt feeder	23,000 Kgs (50,700 lbs)
Weight – track apron feeder	25,000 Kgs (55,115 lbs)

CAPACITIES

Diesel tank capacity	342 L (75 Gal, 90 US gal)
Hydraulic tank capacity	516 L (114 Gal, 136 US gal)
Capacity – hopper (level)	Approx 6m ³

BELT FEED CONVEYOR

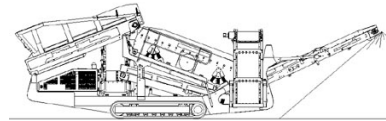
Belt width	1200mm (48")
Belt spec	Heavy Duty Plain 500/4 8+2
Motor	Cast Iron
Flow rate	72.6 Lpm (20 US gpm)
Adjustable speed	YES

COLLECTION CONVEYOR

Belt width	1050mm (42")
Belt spec	Plain 400/3 4+2
Motor	Cast Iron
Adjustable speed	YES

TAIL CONVEYOR

Stockpile height	3.45m (11' – 4")
Angle	18 to 25 degrees adjustable
Belt width	1200mm (48")
Belt spec	Heavy Duty Chevron – 500/3 5+1.5
Motor	Cast Iron
Flow rate	50.6 Lpm (13.3 US gpm)
Adjustable speed	YES



FINE PRODUCT SIDE CONVEYOR

Stockpile height	3.6m (11' – 10")
Angle	20 to 25 degrees adjustable
Belt width	800mm (32")
Belt spec	Plain - 400/3 4+2
Drive drum dia.	10"
Tail drum dia.	8"
Motor	Danfoss OMT400
Flow rate	50.6 Lpm (13.3 US gpm)
Adjustable speed	YES
Maximum speed	126.5 RPM

MID PRODUCT SIDE CONVEYOR

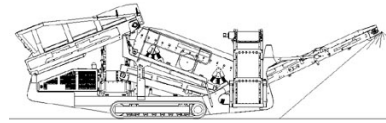
Stockpile height	3.63m (11' – 11")
Angle	14 to 25 degrees adjustable
Belt width	800mm (32")
Belt spec	Plain - 400/3 4+2
Motor	Cast Iron
Adjustable speed	YES

SCREENBOX

Dimensions – top deck	3.66m x 1.370m (12' x 4'-6")
Dimensions – bottom deck	3.455m x 1.370m (11.4' x 4'-6")
Screen area top & bottom deck	9.8 m ² (105.3 ft ²)
Screens – top deck	4'-6" x 4' side tension – 3 off
Screens – bottom deck	4'-6" x 5.5' end tension – 2 off
Tensioning – top deck	Quick release pin and wedge
Tensioning – bottom deck	Curved tension bar and adjuster
Screen angle	14 to 20 degrees adjustable
Screen motor	Cast Iron
Drive system	Direct drive
Speed adjustable	YES – Pressure compensated FCV
Screen stroke adjustable	6 – 10mm maximum
Screen shaft speed	1130 – 950 rpm

POWERUNIT AND HYDRAULICS

Engine	CAT C4.4
Optional Engine	Deutz 3.6
Engine power	130 HP
Engine speed	2200 rpm
Flywheel Pumps	Cast Iron
Hydraulic tank capacity	508 L (134 US Gal)
Hydraulic Oil cooler	YES



ELECTRICS

Emergency stops	4 off, 2 powerunit RH&LH, 2 chassis front sides RH&LH.
Chassis cabling	Armored cable
Start Siren	YES – 10 sec delay
Engine shutdowns:	Low oil pressure High water temp Air filter blockage (selectable) Fuel contamination Low hydraulic tank level
Engine room light	YES
Radio control tracks	optional – Hetric system
Pendant track control	YES – plugged in at feeder end

TRACKS

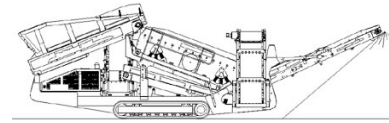
Width	400mm (15.9")
Length	2500mm (8' – 2") crs.
Height	739mm (29")
Gearbox	Bonfiglioli 707
Ratio	122:1
Motor	Rexroth A2FE 63
Speed max	1.15 Kph (0.82 Mph)
Flow rate	72.6 Lpm (20 US Gpm)
Attachment to chassis	Bolt On for quick change

APRON FEED CONVEYOR

Apron width	1050mm (42")
Apron spec	10mm Hardox upper surface
Motor	Cast Iron
Adjustable speed	YES

ELECTRIC POWERUNIT AND HYDRAULICS (DUAL POWERUNIT)

Electric Motors (50Hz)	37kW motor
Pump 1	51CC,34CC, (50Hz)
Pump 2	51CC 34CC(50Hz)
Electric Motors (60Hz)	37kW motor
Pump 1	43cc, 29cc, (60Hz)
Pump 2	43cc, 29cc, 27cc (60Hz)
Control Panel	Yes



Hydraulic Oil cooler

YES

SAFETY FEATURES

External belt alignment points.
External grease points.
Engine safety shutdown systems.
Full safety guarding for nip points.
CE compliance.

