



NCSA Heavy Equipment

Contract 24-08-0421

Item Number: 2567

Model Number: ES-250

Group: Shredders

Make: McCloskey Environmental

MSRP: \$1,074,000.00

Model: Tracked Primary Shredder

Discount 6%: (\$64,440.00)

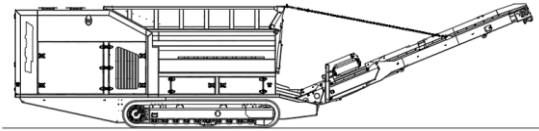
Total Net Price: \$1,009,560.00

Price Does Not Include Freight

Commonwealth Equipment * 36 Hazleton St * Ashley PA 18706

Phone: 877-217-4474 * commonwealthequipment.com

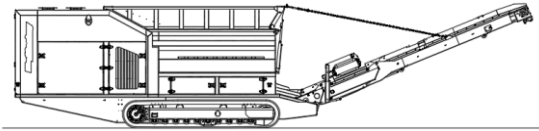
MST03282023



SPECIFICATIONS



McCloskey ***ES-250***



DESCRIPTION

The ES-250 is a tracked primary shredder capable of effectively and reliably shredding virtually any type of material. The ES-250 is designed to meet the needs of plants in which the incoming materials vary greatly in terms of size, composition, and difficulty to shred.

The interaction between the rotating knives on the dual shafts running asynchronously in both directions ensures the input material is constantly moving to prevent bridging and maximizing shredding efficiency.

The ES-250 Track Shredder comes with the following features as standard:

- Aggressive 8 Knife heavy duty cutting table
- Danfoss Electrical control unit
- Variable speed main conveyor
- 4 Meter tracks for superior maneuverability and stability.
- CAT C15 403 KW (540HP) Stage V/Tier 4 Final
- Fuel efficient Hydraulics system.
- User Friendly Hydraulic Controls
- Double Hydrostatic drive transmission

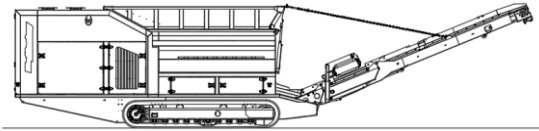
DIMENSIONS AND CAPACITIES

Length – working (Max)	15.1m (49'-7")
Height – working (Max)	3.5m (11'-6")
Length – transport	9.54m (31'-4")
Width – transport	3.01m (9'-11")
Height – transport	3.50m (11'-6")
Maximum Production Rate	100TPH (Material Dependent)
Average Fuel Consumption	60 L/Hour (15.5 US Gal)
Machine Weight	35,000KG (77,160 lbs.)

MATERIALS

Materials include but are not limited to;

- Bulky Waste
- C&D
- C&I
- MSW
- Land Fill Mining/Reclaiming
- Household Waste
- Demolition Wood



CUTTING TABLE

Number of Shafts	2
Rotating speed	16-41/27-56 RPM
Number of knives	8/10
Number of counter knives	16/20
Cutting area	2420mm X 2000mm (95" X 79")
Knife Type	Shear type
Chamber weight	14,900KG (32,850 lbs.)

GRAIN SIZE

8 Knife Standard	< 300mm (< 12")
10 Knife Option	< 200mm (< 8")
12 Knife Option	< 120mm (< 5")

CAPACITY PER HOUR

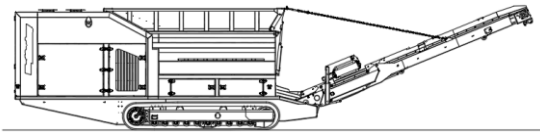
Household Waste	Up to 100 Ton
Demolition Wood	Up to 70 Ton
Industrial Waste	Up to 35 Ton
Bulk Waste	Up to 50 Ton

HOPPER

Loading Height	3.50m (11' - 6")
Loading Length	4.95m (16' - 3")
Loading Width	2.33m (7' - 4")

MAIN CONVEYOR

Stockpile height	3476mm (11' - 5")
Belt width	1200mm (48")
Belt spec	Plain - 630/2 9+3 straight warp
Drive drum dia.	350mm (13.8")
Tail drum dia.	289mm (11.4") – spoked
Motor	OMV630
Flow rate	Up to 54 Lpm (XXUS gpm)
Variable speed	YES



POWERUNIT AND HYDRAULICS

Engine	CAT C15 LRC OR Stage 5/T4F
Engine power	405Kw (540 HP)
Engine speed	1800 rpm
Total system flow (max)	360 Lpm (95.1 US Gpm)
Hydraulic tank capacity	470 L (124 US gal)
Hydraulic Oil cooler	YES
Reversible cooler fans	YES

MAGNET

Belt width	700mm (27.5")
Drive drum dia.	154mm (6")
Tail drum dia.	154mm (6")
Motor	OMS400
Reversible	YES
Triple Pole	YES

SAFETY FEATURES

- External belt alignment points.
- External grease points.
- Engine safety shutdown systems.
- Full safety guarding for nip points.

