



NCSA Heavy Equipment

Contract 24-08-0421

Item Number: 2565

Model Number: ER-230

Group: Shredders

Make: McCloskey Environmental

MSRP: \$711,126.00

Model: Flexflow Screen

Discount 6%: (\$42,667.56)

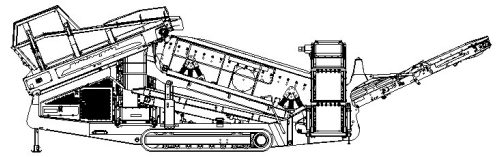
Total Net Price: \$668,458.44

Price Does Not Include Freight

Commonwealth Equipment * 36 Hazleton St * Ashley PA 18706

Phone: 877-217-4474 * commonwealthequipment.com

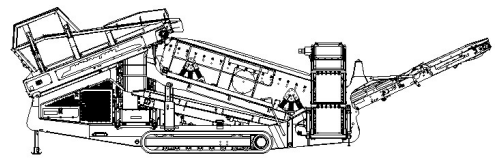
MST03282023



SPECIFICATIONS



McCloskey ***R230***

**DESCRIPTION**

Heavy duty mobile screener with following features:

- 20x6 heavy duty high energy 2 bearing screenbox.
- 225Hp cylinder diesel engine.
- Track mobile.
- Direct feed Hardox lined hopper.
- Travel out fixed walkways.
- Integrated hydraulic folding stockpiling conveyors.
- Fast on site setup time – 10 minutes.
- Screen raises at lower end for easy bottom deck access.
- Service standing room inside Powerpack.

DIMENSIONS AND WEIGHTS

Length – working	16.5m (54' – 1")
Width – working	14.00m (46' – 5")
Length – transport	16.97m (55' – 8")
Width – transport	3.00m (9' – 10")
Height – transport	3.50m (11' – 5.8")
Weight – Belt Feeder	37,200 Kgs (82,000 lbs)
Weight – Apron Feeder	39,500 Kgs (87,083lbs)

CAPACITIES

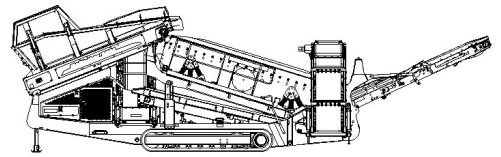
Diesel tank capacity	485 L (128 US gal)
Hydraulic tank capacity	800 L (211.3 US gal)
Capacity – hopper (level)	11.50 m ³

BELT FEED CONVEYOR

Belt width	1500mm (60")
Belt spec	Heavy Duty Plain 500/4 8+2
Drive drum dia.	335mm (13.1")
Tail drum dia.	320mm (12.5")
Gearbox	Bonfig 805 W2 x 2 off
Gearbox ratio	24.2 : 1
Gearbox torque	14,000Nm cont, 25,000Nm max
Motor	Danfoss OMSS125 x 2 off
Flow rate	101.2 Lpm (26.7 US gpm)
Adjustable speed	YES
Maximum speed	16.7 rpm

COLLECTION CONVEYOR

Belt width	1400mm (55")
Belt spec	Plain 400/3 4+2
Drive drum dia.	285mm (11.2")
Tail drum dia.	270mm (10.6")
Motor	Danfoss OMV800
Flow rate	101.2 Lpm (66.6gpm)
Adjustable speed	YES
Maximum speed	126.5 rpm

**TAIL CONVEYOR**

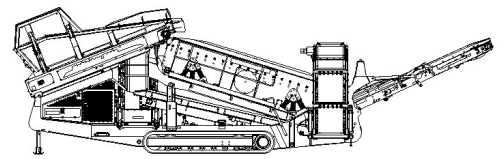
Stockpile height	3.83m (12' – 6")
Angle	12 to 24 degrees adjustable
Belt width	1600mm (64")
Belt spec	Heavy Duty Chevron – 500/3 5+1.5
Drive drum dia.	285mm (11.2")
Tail drum dia.	270mm (10.6")
Motor	Danfoss OMV500 dual drive
Flow rate	79.2 Lpm (20.9 US gpm)
Adjustable speed	YES
Maximum speed	79.2 rpm

FINE PRODUCT SIDE CONVEYOR

Stockpile height	4.10m (13' – 5.3")
Angle	20 to 25 degrees adjustable
Belt width	1050mm (42")
Belt spec	Plain - 400/3 4+2
Drive drum dia.	285mm (11.2")
Tail drum dia.	270mm (10.6")
Motor	Danfoss OMV630
Flow rate	101.2 Lpm (26.7 US gpm)
Adjustable speed	YES
Maximum speed	160.6 rpm

MID PRODUCT SIDE CONVEYOR

Stockpile height	3.66m (12')
Angle	14 to 25 degrees adjustable
Belt width	900mm (36")
Belt spec	Plain - 400/3 4+2
Drive drum dia.	270mm (10.6")
Tail drum dia.	200mm (8")
Motor	Danfoss OMT400
Flow rate	50.6 Lpm (13.4 US gpm)
Adjustable speed	YES
Maximum speed	126.5 rpm



SCREENBOX

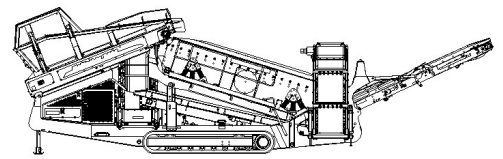
Dimensions – top deck	6.1m x 1.83m (20' x 6')
Dimensions – bottom deck	5.49m x 1.83m (18' x 6')
Bearing type	NSK 150mm bore – 22330 EVBC4
Screens – top deck	6' x 4' side tension – 5 off
Screens – bottom deck	6' x 6' end tension – 3 off
Tensioning – top deck	Quick release pin and wedge
Tensioning – bottom deck	Curved tension bar and adjuster
Screen angle	13 to 17 degrees adjustable
Screen motor	David Brown Hyd. MCC2216 (110.8cc/rev)
Drive system	Direct drive with HRC180 coupling
Hydraulic flowrate	138.6 Lpm (36.6gpm)
Speed adjustable	YES – Pressure compensated FCV
Screen stroke adjustable	8 – 10mm maximum
Screen shaft speed	950 rpm
Screen 'g' force	4.95 - 5.05 g

POWERUNIT AND HYDRAULICS

Engine Options	CAT C7.1B Dual Cert Volvo D5 Dual cert (218HP)
Engine power	225 HP
Engine speed	2200 rpm
Flywheel Pump 1	David Brown Hyd. 5063,5046,5046
LH PTO Pump 2	David Brown Hyd. 5036,5023
Total system flow	470.8 Lpm (124.4 US Gpm)
Hydraulic tank capacity	800 L (211.3 US Gal)
Hydraulic tank ratio	1.70 : 1
Hydraulic Oil cooler	YES

ELECTRICS

Emergency stops	4 off, 2 powerunit RH&LH, 2 chassis front sides RH&LH.
Chassis cabling	Armored cable
Start Siren	YES – 10 sec delay
Engine shutdowns:	Low oil pressure High water temp Air filter blockage (selectable) Fuel contamination Low hydraulic tank level
Engine room light	YES
Radio control tracks	optional – Hetronic system
Pendant track control	YES – plugged in at feeder end



TRACKS

Width	500mm (19.7")
Length	3800mm (12' – 6") crs.
Height	798mm (31.4")
Gearbox	Bonfiglioli 709
Ratio	142:1
Motor	Rexroth A2FE 90
Speed max	1.14 Kph (0.71 Mph)
Flow rate	101.2 Lpm (26.7 US Gpm)
Attachment to chassis	Bolt On for quick change

APRON FEED CONVEYOR

Apron width	1500mm (60")
Apron spec	12mm Hardox upper surface
Gearbox	Brevini 2090FP
Gearbox ratio	16:1
Gearbox torque	10,000Nm cont, 15,000Nm max
Motor	Danfoss OMTS400
Flow rate	101.2 Lpm (26.7 US gpm)
Adjustable speed	YES
Maximum speed	15.8 rpm

SAFETY FEATURES

External belt alignment points.
 External grease points.
 Engine safety shutdown systems.
 Full safety guarding for nip points.
 CE compliance.

DUAL POWER

Electric motor – 45kw @1450 rpm	Pump – Cast Iron 71cc/ 71cc tandem pump
Electric motor – 45kw @1450 rpm	Pump – Cast Iron 56cc/ 34cc tandem pump
Electric motor – 45kw @ 1450 rpm	Pump – Cast Iron 100cc pump
Total system flow	478 Lpm (126.2 US Gpm)

