

## **BRUSH HAWG MODEL G-2224C & KENWORTH T380**



30" DIAMETER SLEWING RING BEARING  
PLANETARY GEAR BOX WITH DISC DRIVE MOTOR  
DUAL STAND-UP MULTI-LEVER CONTROLS  
CENTERED STABILIZER & DUMP BODY LEVER CONTROLS  
DUAL OPERATOR STATIONS  
24" WALK-THROUGH  
18' TAPERED DUMP BODY (42"-74")  
SINGLE SIDE-HINGED TAILGATE WITH (3) HINGE ASSEMBLIES  
15 TON SCISSOR HOIST  
4-WAY ADJUSTABLE STABILIZERS  
MAIN BOOM, TIP BOOM, & TIP BOOM EXTENSION  
HEAVY DUTY BUCKET WITH 360 DEGREE ROTATOR (NO STOPS)  
HOT SHIFT PTO, SINGLE STAGE DM PUMP, & EOS  
COLOR LCD REAR VISION CAMERA SYSTEM  
ALL LED BODY LIGHTS  
DUAL UPPER TAILGATE BRAKE LIGHTS  
DUAL UPPER TAILGATE AMBER STROBING LIGHTS  
MOUNTED ON 2024 KENWORTH T380 CHASSIS  
186" CLEAR CA  
PX9 250 HP DIESEL  
ALLISON 3500 RDS 6-SPEED  
AIR DRIVER SEAT & 2-MAN BENCH SEAT  
PAINTED BH YELLOW & BH GREEN (LOADER & DUMP BODY)  
DUMP BODY UNDERCOATING  
OWNER/OPERATOR TRAINING  
STANDARD WARRANTY  
DELIVERED ANYWHERE IN NC

\$263,954.00

# BRUSH HAWK



**Brush and Limb Loader  
C-Model**



**CURBTENDER  
SWEEPERS, LLC**

701 PERFORMANCE DRIVE | CEDAR FALLS, IA 50613

PHONE: (319) 266-1721 | FAX: (319) 266-8207

[www.curbtendersweepers.com](http://www.curbtendersweepers.com)

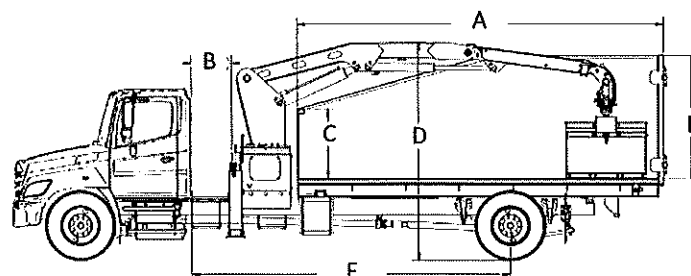
© 2022 Curbtender Sweepers, LLC. All Rights Reserved. Specifications subject to change.

# BRUSH HAWK

## GRAPPLE LOADER

### BODY SPECIFICATIONS

Body Capacity	26yd <sup>3</sup>	30yd <sup>3</sup>
A. Body Length	18'	20'
B. Minimum Cab to Loader Spacing	24"	24"
C. Box Front Sill Height	42"	42"
D. Estimated Ground to Top of Boom	11'	11'
E. Box Rear Sill Height	74"	74"
F. Minimum Cab to Axle	186"	210"



**BRUSH HAWK MODEL C**  
OVERALL DIMENSIONS

### MINIMUM CHASSIS REQUIREMENTS

	18' Dump Bed	20' Dump Bed
Minimum GVWR	33,000 LBS.	33,000 LBS.
Front Axle (minimum)	12,000 LBS.	12,000 LBS.
Rear Axle & Suspension (minimum)	21,000 LBS.	21,000 LBS.
Cab to Axle	186"	210"
Frame Rails (recommended minimum)	1,800,000 RBM	1,800,000 RBM
Additional Recommendations	<ul style="list-style-type: none"> <li>• Clean Outer Frame Rails from Back of Cab</li> <li>• Horizontal Under Frame Exhaust Discharge</li> <li>• Exhaust Tailpipe Extended and Turned Out Ahead of Rear Tires is Suitable with Standard 15 Ton Rated Scissor Hoist</li> </ul>	

#### Features

- Rear Vision Camera System
- 4-way Adjustable Stabilizers
- 30" Diameter Slewing Bearing
- 2-Stage Planetary Gear Drive
- Disc-Valve Motor
- Single Stage Direct-Mount Pump
- Telescopic Tip Boom Extension
- Continuous Bucket Rotator
- 48" x 60" Bucket
- 15 Ton Rated Scissor Hoist, Standard
- 23 Ton Rated Scissor Hoist, Standard, Optional

#### Grapple Loader

- 9' 6" Below Grade Reach
- Up to 20' Reach
- Over 9,000 LBS. Gross Lift Capacity  
\*Not to Exceed 85% of the Tipping Moment

#### Dump Body

- Tapered Dump Body (42" – 74")
- Factory Mounting and Painting
- Dump Body Undercoating

#### Lighting

- All LED Lighting
- New Tailgate Gromet Mounted LED Lighting, Upper and Lower
- Four Corner LED, Multi Function, Strobing/Turn Lamps

#### Controls

- Multi-Lever Hydraulic Controls
- Dual Stand-Up Operator Stations w/ 24" Walk-Through

#### Options

- Air/Electric-Over-Hydraulic Joystick Controls w/Tandem Hydraulic Pump
- \* Some Optional Equipment Shown in Images

#### Warranty

- 1 Year Parts and Labor Warranty
- 3 Years Structural Warranty

#### Engine/Powertrain

- Allison 3000 Series (Minimum)
- 260HP, 660 FT/LBS. Torque Engine (Minimum)



701 PERFORMANCE DRIVE | CEDAR FALLS, IA 50613

PHONE: (319) 266-1721 | FAX: (319) 266-8207

[www.curbtendersweepers.com](http://www.curbtendersweepers.com)

© 2022 Curbtender Sweepers, LLC. All Rights Reserved. Specifications subject to change.