

BRUSH HAWG MODEL G-2224C & PETERBILT 537



30" DIAMETER SLEWING RING BEARING
PLANETARY GEAR BOX WITH DISC DRIVE MOTOR
DUAL STAND-UP MULTI-LEVER CONTROLS
CENTERED STABILIZER & DUMP BODY LEVER CONTROLS
DUAL OPERATOR STATIONS
24" WALK-THROUGH
18' TAPERED DUMP BODY (42"-74")
SINGLE SIDE-HINGED TAILGATE WITH (3) HINGE ASSEMBLIES
15 TON SCISSOR HOIST
4-WAY ADJUSTABLE STABILIZERS
MAIN BOOM, TIP BOOM, & TIP BOOM EXTENSION
HEAVY DUTY BUCKET WITH 360 DEGREE ROTATOR (NO STOPS)
HOT SHIFT PTO, SINGLE STAGE DM PUMP, & EOS
COLOR LCD REAR VISION CAMERA SYSTEM
ALL LED BODY LIGHTS
DUAL UPPER TAILGATE BRAKE LIGHTS
DUAL UPPER TAILGATE AMBER STROBING LIGHTS
MOUNTED ON 2024 PETERBILT 537 CHASSIS
186" CLEAR CA
PX9 250 HP DIESEL
ALLISON 3500 RDS 6-SPEED
AIR DRIVER SEAT & 2-MAN BENCH SEAT
PAINTED BH YELLOW & BH GREEN (LOADER & DUMP BODY)
DUMP BODY UNDERCOATING
OWNER/OPERATOR TRAINING
STANDARD WARRANTY
DELIVERED ANYWHERE IN NC

\$262,900.00

BRUSH HAWK



**Brush and Limb Loader
C-Model**



**CURBTENDER
SWEEPERS, LLC**

701 PERFORMANCE DRIVE | CEDAR FALLS, IA 50613

PHONE: (319) 266-1721 | FAX: (319) 266-8207

www.curbtendersweepers.com

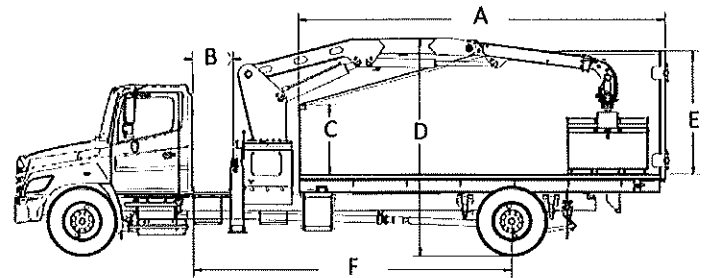
© 2022 Curbtender Sweepers, LLC. All Rights Reserved. Specifications subject to change.

BRUSH HAWK

GRAPPLE LOADER

BODY SPECIFICATIONS

Body Capacity	26yd ³	30yd ³
A. Body Length	18'	20'
B. Minimum Cab to Loader Spacing	24"	24"
C. Box Front Sill Height	42"	42"
D. Estimated Ground to Top of Boom	11'	11'
E. Box Rear Sill Height	74"	74"
F. Minimum Cab to Axle	186"	210"



BRUSH HAWK MODEL C
OVERALL DIMENSIONS

MINIMUM CHASSIS REQUIREMENTS

	18' Dump Bed	20' Dump Bed
Minimum GVWR	33,000 LBS.	33,000 LBS.
Front Axle (minimum)	12,000 LBS.	12,000 LBS.
Rear Axle & Suspension (minimum)	21,000 LBS.	21,000 LBS.
Cab to Axle	186"	210"
Frame Rails (recommended minimum)	1,800,000 RBM	1,800,000 RBM
Additional Recommendations	<ul style="list-style-type: none"> • Clean Outer Frame Rails from Back of Cab • Horizontal Under Frame Exhaust Discharge • Exhaust Tailpipe Extended and Turned Out Ahead of Rear Tires is Suitable with Standard 15 Ton Rated Scissor Hoist 	

Features

- Rear Vision Camera System
- 4-way Adjustable Stabilizers
- 30" Diameter Slewing Bearing
- 2-Stage Planetary Gear Drive
- Disc-Valve Motor
- Single Stage Direct-Mount Pump
- Telescopic Tip Boom Extension
- Continuous Bucket Rotator
- 48" x 60" Bucket
- 15 Ton Rated Scissor Hoist, Standard
- 23 Ton Rated Scissor Hoist, Standard, Optional

Grapple Loader

- 9' 6" Below Grade Reach
- Up to 20' Reach
- Over 9,000 LBS. Gross Lift Capacity
*Not to Exceed 85% of the Tipping Moment

Dump Body

- Tapered Dump Body (42" – 74")
- Factory Mounting and Painting
- Dump Body Undercoating

Lighting

- All LED Lighting
- New Tailgate Gromet Mounted LED Lighting, Upper and Lower
- Four Corner LED, Multi Function, Strobing/Turn Lamps

Controls

- Multi-Lever Hydraulic Controls
- Dual Stand-Up Operator Stations w/ 24" Walk-Through

Options

- Air/Electric-Over-Hydraulic Joystick Controls w/Tandem Hydraulic Pump
- ★ Some Optional Equipment Shown in Images

Warranty

- 1 Year Parts and Labor Warranty
- 3 Years Structural Warranty

Engine/Powertrain

- Allison 3000 Series (Minimum)
- 260HP, 660 FT/LBS. Torque Engine (Minimum)



701 PERFORMANCE DRIVE | CEDAR FALLS, IA 50613

PHONE: (319) 266-1721 | FAX: (319) 266-8207

www.curbtendersweepers.com

© 2022 Curbtender Sweepers, LLC. All Rights Reserved. Specifications subject to change.