

SD130 | 6.7L | 130 kW

INDUSTRIAL DIESEL GENERATOR SET

EPA Certified Stationary Emergency

GENERAC® | INDUSTRIAL
POWER

Standby Power Rating

130 kW, 163 kVA, 60 Hz

Prime Power Rating*

117 kW, 146 kVA, 60 Hz



*EPA Certified Prime ratings are not available in the US or its Territories

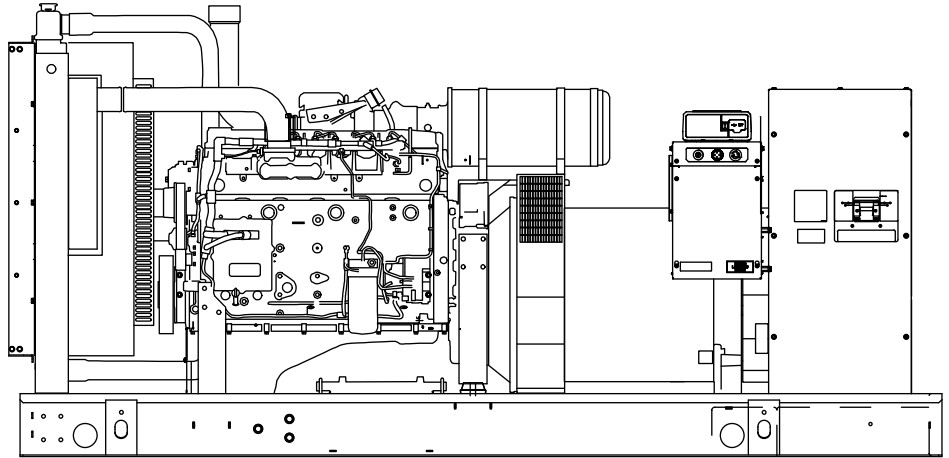


Image used for illustration purposes only

Codes and Standards

Not all codes and standards apply to all configurations. Contact factory for details.



UL2200, UL6200, UL1236, UL489, UL142



CSA C22.2, ULC S601



BS5514 and DIN 6271



SAE J1349



NFPA 37, 70, 99, 110



NEC700, 701, 702, 708



ISO 3046, 7637, 8528, 9001



NEMA ICS10, MG1, 250, ICS6, AB1



ANSI C62.41



IBC 2009, CBC 2010, IBC 2012, ASCE 7-05, ASCE 7-10, ICC-ES AC-156 (2012)

Powering Ahead

For over 60 years, Generac has provided innovative design and superior manufacturing.

Generac ensures superior quality by designing and manufacturing most of its generator components, including alternators, enclosures and base tanks, control systems and communications software.

Generac gensets utilize a wide variety of options, configurations and arrangements, allowing us to meet the standby power needs of practically every application.

Generac searched globally to ensure the most reliable engines power our generators. We choose only engines that have already been proven in heavy-duty industrial applications under adverse conditions.

Generac is committed to ensuring our customers' service support continues after their generator purchase.

SD130 | 6.7L | 130 kW

INDUSTRIAL DIESEL GENERATOR SET

EPA Certified Stationary Emergency

GENERAC® | **INDUSTRIAL POWER**

STANDARD FEATURES

ENGINE SYSTEM

- Oil Drain Extension
- Heavy Duty Air Cleaner
- Level 1 Fan and Belt Guards (Open Set Only)
- Stainless Steel Flexible Exhaust Connection
- Factory Filled Oil and Coolant
- Radiator Duct Adapter (Open Set Only)
- Engine Coolant Heater
- Critical Silencer

Fuel System

- Fuel Lockoff Solenoid
- Primary Fuel Filter

Cooling System

- Closed Coolant Recovery System
- UV/Ozone Resistant Hoses
- Factory-Installed Radiator
- Radiator Drain Extension
- 50/50 Ethylene Glycol Antifreeze
- Engine Coolant Heater

Electrical System

- Battery Charging Alternator
- Battery Cables
- Battery Tray
- Rubber-Booted Engine Electrical Connections
- Solenoid Activated Starter Motor

ALTERNATOR SYSTEM

- UL2200 GENprotect™
- 12 Leads (3-Phase, Non 600V)
- Class H Insulation Material
- Vented Rotor
- 2/3 Pitch
- Skewed Stator
- Auxiliary Voltage Regulator Power Winding
- Brushless Excitation
- Sealed Bearing
- Automated Manufacturing (Winding, Insertion, Lacing, Varnishing)
- Rotor Dynamically Spin Balanced
- Amortisseur Winding
- Full Load Capacity Alternator
- Protective Thermal Switch

GENERATOR SET

- Internal Genset Vibration Isolation
- Separation of Circuits - High/Low Voltage
- Separation of Circuits - Multiple Breakers
- Wrapped Exhaust Piping
- Standard Factory Testing
- 2 Year Limited Warranty (Standby Rated Units)
- 1 Year Limited Warranty (Prime Rated Units)
- Silencer Mounted in the Discharge Hood (Enclosed Units Only)

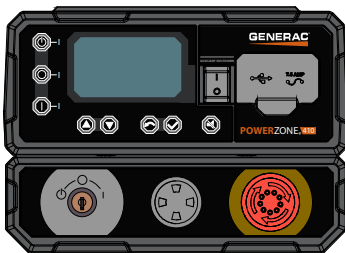
ENCLOSURE (If Selected)

- Rust-Proof Fasteners with Nylon Washers to Protect Finish
- High Performance Sound-Absorbing Material (Sound Attenuated Enclosures)
- Gasketed Doors
- Upward Facing Discharge Hoods (Radiator and Exhaust)
- Stainless Steel Lift Off Door Hinges
- Stainless Steel Lockable Handles
- RhinoCoat™ - Textured Polyester Powder Coat Paint

FUEL TANKS (If Selected)

- UL 142/ULC S601
- Double Wall
- Vents
- Sloped Top
- Sloped Bottom
- Factory Pressure Tested - 2 psi
- Rupture Basin Alarm
- Fuel Level
- Check Valve In Supply and Return Lines
- RhinoCoat™ - Textured Polyester Powder Coat Paint
- Stainless Steel Hardware

CONTROL SYSTEM



Power Zone® 410 Controller

Features

- Programmable Auto Crank
- Selectable Low Speed Exercise
- RS-232 x2
- RS-485 x2
- All-Phase Sensing Digital Voltage Regulator
- Time
- Date
- On/Off/Manual Switch
- Not in Auto Flashing Light
- Emergency Stop
- Modbus® RTU
- Remote Ports

- CANbus
- Full Range Standby Operation
- 3-Phase AC Volts
- 3-Phase Amps
- kW
- Power Factor
- Ruptured Tank Detection
- Auxiliary Shutdown Switch
- Remote Communications
- Compatible with NFPA 110, Level 1 or 2 (When Optional Modules Selected)
- Line Power/Gen Power
- I²T Function for Full Generator Protection

Full System Status Display

- Multilingual 128x64 Graphical Display with Heater
- Easy Status View LED Screen
- Full System Status
- Run Hours
- Service Reminders
- Fault History (Alarm Log)
- Oil Pressure
- Oil Temperature Indication and Alarm
- Oil Level (Optional/When Equipped)
- Output for Fuel Level High/Low Warning
- Water Temperature

- Water Level
- Fuel Pressure/Level
- Engine Speed
- Battery Voltage
- Alternator Frequency

Alarms and Warnings

- Common Alarm Output

CONFIGURABLE OPTIONS

ENGINE SYSTEM

- Oil Heater
- Level 1 Fan and Belt Guards (Enclosed Units Only)
- Air Filter Restriction Indicator
- Radiator Stone Guard

FUEL SYSTEM

- Flexible Fuel Line - NPT Connection

ELECTRICAL SYSTEM

- 10A UL Listed Battery Charger
- Battery Warmer

ALTERNATOR SYSTEM

- Alternator Upsizing
- Anti-Condensation Heater
- Tropical Coating
- Permanent Magnet Excitation

CIRCUIT BREAKER OPTIONS

- Main Line Circuit Breaker
- 2nd Main Line Circuit Breaker
- Shunt Trip and Auxiliary Contact
- Electronic Trip Breakers

GENERATOR SET

- Extended Factory Testing
- IBC Seismic Certification
- 8 Position Load Center
- Spring Vibration Isolators
- Pad Vibration Isolators

ENCLOSURE

- Level 0 Sound Attenuated
- Level 1 Sound Attenuated
- Level 2 Sound Attenuated
- Level 2 Sound Attenuated with Motorized Dampers
- Steel Enclosure
- Aluminum Enclosure
- Up to 200 MPH Wind Load Rating (Contact Factory for Availability)
- AC/DC Enclosure Lighting Kit
- Enclosure Heater (with Motorized Dampers Only)

FUEL TANKS (Size On Last Page)

- 8 in (203.2 mm) Fill Extension
- 13 in (330.2 mm) Fill Extension
- Overfill Protection Valve
- Return Hose
- Tank Risers
- 90% Fuel Level Switch and Alarm
- 12 in (304.8 mm) Vent System
- Fire Rated Stainless Steel Fuel Hose

CONTROL SYSTEM

- NFPA 110 Compliant 21-Light Remote Annunciator
- Remote Relay Assembly (8 or 16)
- Remote E-Stop (Break Glass-Type, Surface Mount)
- Remote E-Stop (Red Mushroom-Type, Surface Mount)
- Remote E-Stop (Red Mushroom-Type, Flush Mount)
- 100 dB Alarm Horn
- Ground Fault Annunciation
- 120V GFCI and 240V Outlet
- 10A Engine Run Relay
- Damper Alarm Contacts (with Motorized Dampers Only)

WARRANTY

- 2 Year Extended Limited Warranty
- 5 Year Limited Warranty
- 5 Year Extended Limited Warranty
- 7 Year Extended Limited Warranty
- 10 Year Extended Limited Warranty

ENGINEERED OPTIONS

ENGINE SYSTEM

- Coolant Heater Ball Valves
- Fluid Containment Pan

CONTROL SYSTEM

- Spare Inputs (x4) / Outputs (x4)
- Battery Disconnect Switch

ALTERNATOR SYSTEM

- 3rd Breaker System

GENERATOR SET

- Special Testing

FUEL TANKS

- UL2085 Tank
- Special Fuel Tanks

APPLICATION AND ENGINEERING DATA

ENGINE SPECIFICATIONS

General

| | |
|------------------------------------|--------------------------|
| Make | Iveco/FPT |
| EPA Emissions Compliance | Stationary Emergency |
| EPA Emissions Reference | See Emission Data Sheet |
| Cylinder # | 6 |
| Type | In-Line |
| Displacement - in ³ (L) | 408.86 (6.7) |
| Bore - in (mm) | 4.09 (104) |
| Stroke - in (mm) | 5.2 (128) |
| Compression Ratio | 16.5:1 |
| Intake Air Method | Turbocharged/Aftercooled |
| Cylinder Head Type | 2-Valve |
| Piston Type | Aluminum Alloy |
| Crankshaft Type | Forged Steel |

Engine Governing

| | |
|-------------------------------------|------------------------|
| Governor | Electronic Isochronous |
| Frequency Regulation (Steady State) | ±0.25% |

Lubrication System

| | |
|-----------------------------|-----------|
| Oil Pump Type | Gear |
| Oil Filter Type | Full Flow |
| Crankcase Capacity - qt (L) | 18 (17) |

Cooling System

| | |
|------------------------|-------------------------|
| Cooling System Type | Closed Recovery |
| Water Pump Type | Belt Driven Centrifugal |
| Fan Type | Pusher |
| Fan Speed - RPM | 2,538 |
| Fan Diameter - in (mm) | 23.6 (599) |

Fuel System

| | |
|----------------------------|---------------------------------|
| Fuel Type | Ultra Low Sulfur Diesel Fuel #2 |
| Fuel Specifications | ASTM |
| Fuel Filtering (Microns) | 5 |
| Fuel Pump Type | Engine Driven Gear |
| Injector Type | Mechanical |
| Fuel Supply Line - in (mm) | 0.5 (12.7) NPT |
| Fuel Return Line - in (mm) | 0.5 (12.7) NPT |

Engine Electrical System

| | |
|----------------------------|------------------------------|
| System Voltage | 12 VDC |
| Battery Charger Alternator | Standard |
| Battery Size | See Battery Index 0161970SBY |
| Battery Voltage | 12 VDC |
| Ground Polarity | Negative |

ALTERNATOR SPECIFICATIONS

| | |
|-------------------------------------|--------------------|
| Standard Model | K0130124Y21 |
| Poles | 4 |
| Field Type | Revolving |
| Insulation Class - Rotor | H |
| Insulation Class - Stator | H |
| Total Harmonic Distortion | <5% (3-Phase Only) |
| Telephone Interference Factor (TIF) | < 50 |

| | |
|------------------------------------|--------------------------|
| Standard Excitation | Synchronous Brushless |
| Bearings | Single Seated Cartridge |
| Coupling | Direct via Flexible Disc |
| Prototype Short Circuit Test | Yes |
| Voltage Regulator Type | Digital |
| Number of Sensed Phases | All |
| Regulation Accuracy (Steady State) | ±0.25% |

SD130 | 6.7L | 130 kW

INDUSTRIAL DIESEL GENERATOR SET

EPA Certified Stationary Emergency

GENERAC | INDUSTRIAL
POWER

OPERATING DATA

POWER RATINGS

| Standby | | |
|---------------------------------|--------|-----------|
| Single-Phase 120/240 VAC @1.0pf | 130 kW | Amps: 542 |
| Three-Phase 120/208 VAC @0.8pf | 130 kW | Amps: 451 |
| Three-Phase 120/240 VAC @0.8pf | 130 kW | Amps: 391 |
| Three-Phase 277/480 VAC @0.8pf | 130 kW | Amps: 195 |
| Three-Phase 346/600 VAC @0.8pf | 130 kW | Amps: 156 |

MOTOR STARTING CAPABILITIES (skVA)

| skVA vs. Voltage Dip | | | |
|----------------------|-----|-------------|-----|
| 277/480 VAC | 30% | 208/240 VAC | 30% |
| K0130124Y21 | 327 | K0130124Y21 | 327 |
| K0150124Y21 | 326 | K0150124Y21 | 244 |
| K0200124Y21 | 478 | K0200124Y21 | 361 |

FUEL CONSUMPTION RATES*

| Fuel Pump Lift - ft (m) | | Diesel - gph (Lph) | |
|--|--|--|------------|
| 3 (1) | | Percent Load | Standby |
| Total Fuel Pump Flow (Combustion + Return) - gph (Lph) | | 25% | 2.9 (11.0) |
| | | 50% | 5.4 (20.4) |
| | | 75% | 7.7 (29.1) |
| | | 100% | 9.6 (36.3) |
| 29.1 (110.2) | | * Fuel supply installation must accommodate fuel consumption rates at 100% load. | |

COOLING

| Standby | | |
|---|-----------------------------|-----------------|
| Coolant Flow | gpm (Lpm) | 44.6 (168.8) |
| Coolant System Capacity | gal (L) | 5.7 (21.4) |
| Heat Rejection to Coolant | BTU/hr (kW) | 353,900 (103.6) |
| Inlet Air | cfm (m³/hr) | 7,900 (223.7) |
| Maximum Operating Radiator Air Temperature | °F (°C) | 122 (50) |
| Maximum Ambient Temperature (Before Derate) | See Bulletin No. 0199280SSD | |
| Maximum Additional Radiator Backpressure | in H ₂ O (kPa) | 0.5 (0.12) |

COMBUSTION AIR REQUIREMENTS

| Standby |
|------------------------------------|
| Flow at Rated Power - cfm (m³/min) |

390 (11.1)

ENGINE

| Standby | | |
|--------------------------|----------------|-------------|
| Rated Engine Speed | RPM | 1,800 |
| Horsepower at Rated kW** | hp | 198 |
| Piston Speed | ft/min (m/min) | 1,559 (475) |
| BMEP | psi (kPa) | 213 (1,469) |

EXHAUST

| Standby | | |
|------------------------------------|--------------|------------|
| Exhaust Flow (Rated Output) | cfm (m³/min) | 910 (25.8) |
| Maximum Allowable Backpressure | inHg (kPa) | 1.5 (5.1) |
| Exhaust Temperature (Rated Output) | °F (°C) | 960 (516) |

** Refer to "Emissions Data Sheet" for maximum bHP for EPA and SCAQMD permitting purposes.

Deration – Operational characteristics consider maximum ambient conditions. Derate factors may apply under atypical site conditions.

Please contact a Generac Power Systems Industrial Dealer for additional details. All performance ratings in accordance with ISO3046, BS5514, ISO8528, and DIN6271 standards.

Standby - See Bulletin 10000018933

Prime - See Bulletin 10000018926

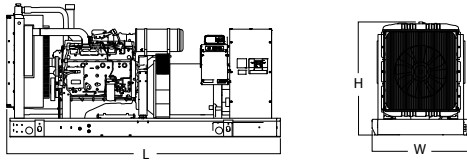
SD130 | 6.7L | 130 kW

INDUSTRIAL DIESEL GENERATOR SET

EPA Certified Stationary Emergency

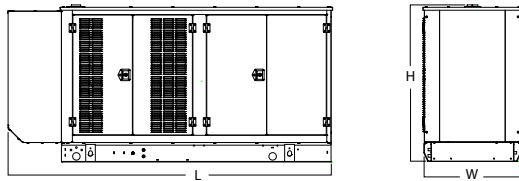
GENERAC® | **INDUSTRIAL POWER**

DIMENSIONS AND WEIGHTS*



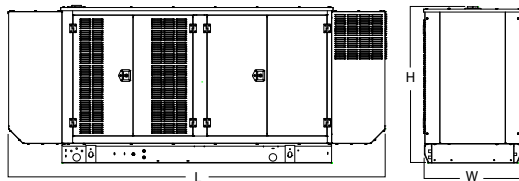
OPEN SET

| Run Time - Hours | Usable Capacity - Gal (L) | L x W x H - in (mm) | Weight - lbs (kg) | |
|---------------------|---------------------------------|--|-------------------|--|
| No Tank | - | 110 (2,794) x 40 (1,016) x 65 (1,651) | 3,104 (1,408) | |
| 9 | 90 (341) | 110 (2,794) x 40 (1,016) x 77 (1,956) | 3,813 (1,730) | |
| 23 | 220 (833) | 110 (2,794) x 40 (1,016) x 89 (2,261) | 4,146 (1,881) | |
| 36 | 350 (1,325) | 110 (2,794) x 40 (1,016) x 101 (2,565) | 4,488 (2,036) | |
| 53 | 510 (1,931) | 110 (2,794) x 40 (1,016) x 105 (2,667) | 4,469 (2,029) | |
| 61 | 589 (2,230) | 128 (3,251) x 49 (1,245) x 107 (2,718) | 4,948 (2,244) | |
| 72 | 693 (2,623) | 136 (3,454) x 53 (1,346) x 107 (2,718) | 4,667 (2,117) | |



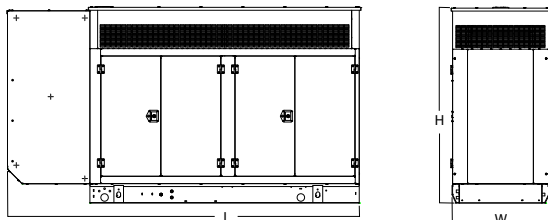
LEVEL 0 SOUND ATTENUATED ENCLOSURE

| Run Time - Hours | Usable Capacity - Gal (L) | L x W x H - in (mm) | Weight - lbs (kg) Enclosure Only | |
|---------------------|---------------------------------|--|-------------------------------------|----------|
| | | | Steel | Aluminum |
| No Tank | - | 133 (3,378) x 40 (1,016) x 64 (1,626) | 500 (227) | 165 (75) |
| 9 | 90 (341) | 133 (3,378) x 40 (1,016) x 77 (1,956) | | |
| 23 | 220 (833) | 133 (3,378) x 40 (1,016) x 89 (2,261) | | |
| 36 | 350 (1,325) | 133 (3,378) x 40 (1,016) x 101 (2,565) | | |
| 53 | 510 (1,931) | 133 (3,378) x 47 (1,194) x 105 (2,667) | | |
| 61 | 589 (2,230) | 133 (3,378) x 49 (1,125) x 107 (2,718) | | |
| 72 | 693 (2,623) | 133 (3,378) x 53 (1,346) x 107 (2,718) | | |



LEVEL 1 SOUND ATTENUATED ENCLOSURE

| Run Time - Hours | Usable Capacity - Gal (L) | L x W x H - in (mm) | Weight - lbs (kg) Enclosure Only | |
|---------------------|---------------------------------|--|-------------------------------------|-----------|
| | | | Steel | Aluminum |
| No Tank | - | 154 (3,912) x 40 (1,016) x 64 (1,626) | 750 (340) | 250 (112) |
| 9 | 90 (341) | 154 (3,912) x 40 (1,016) x 77 (1,956) | | |
| 23 | 220 (833) | 154 (3,912) x 40 (1,016) x 89 (2,261) | | |
| 36 | 350 (1,325) | 154 (3,912) x 40 (1,016) x 101 (2,565) | | |
| 53 | 510 (1,931) | 154 (3,912) x 47 (1,194) x 105 (2,667) | | |
| 61 | 589 (2,230) | 154 (3,912) x 49 (1,225) x 107 (2,718) | | |
| 72 | 693 (2,623) | 154 (3,912) x 53 (1,346) x 107 (2,718) | | |



LEVEL 2 SOUND ATTENUATED ENCLOSURE

| Run Time - Hours | Usable Capacity - Gal (L) | L x W x H - in (mm) | Weight - lbs (kg) Enclosure Only | |
|---------------------|---------------------------------|--|-------------------------------------|-----------|
| | | | Steel | Aluminum |
| No Tank | - | 145 (3,683) x 40 (1,016) x 81 (2,057) | 1000 (454) | 330 (150) |
| 9 | 90 (341) | 145 (3,683) x 40 (1,016) x 84 (2,134) | | |
| 23 | 220 (833) | 145 (3,683) x 40 (1,016) x 106 (2,692) | | |
| 36 | 350 (1,325) | 145 (3,683) x 40 (1,016) x 118 (2,997) | | |
| 53 | 510 (1,931) | 145 (3,683) x 47 (1,194) x 122 (3,099) | | |
| 61 | 589 (2,230) | 145 (3,683) x 49 (1,245) x 124 (3,150) | | |
| 72 | 693 (2,623) | 145 (3,683) x 53 (1,346) x 124 (3,150) | | |

* All measurements are approximate and for estimation purposes only. Measurements may change with an upsized alternator. Specification characteristics may change without notice. Please contact a Generac Power Systems Industrial Dealer for detailed installation drawings.