

THIS IS THE MOST CURRENT BUILD SHEET AVAILABLE  
AFTER MANUFACTURER UPDATE TO MACHINE.

NEW



**COMPACT EXCAVATOR | 85Z-1/86C-1**

Operating weight: 18298/18960lbs Net engine power: 64 HP





## QUALITY, **RELIABILITY** AND DURABILITY.

AT JCB, WE'VE BEEN BUILDING TRACKED EXCAVATORS FOR 50 YEARS. OUR LATEST 85Z AND 86C COMPACT EXCAVATORS ARE PRODUCTS OF ALL THIS EXPERIENCE AND INSIGHT, DESIGNED TO BE ROBUST, STRONG AND DURABLE WITHOUT COMPROMISING PERFORMANCE.

With a finite element analysis-designed heavy duty structure as well as simplified H-frame construction, the undercarriage of an 85z or 86c is both durable and confidence-inspiring.



### Structural strength.

- 1** Our fully robot welded boom and arm is made of high tensile strength steel, with internal baffle plates for longlife durability.
- 2** Our clean and elegant four-plate dipper design provides added structural strength.
- 3** The bodywork on our compact excavators is made exclusively from pressed steel with no plastic, so it's strong and easy to repair.



The heavy duty boom cylinder guard provides excellent protection with optional dipper and crowd cylinder guards available for more arduous applications.



### Designed for hard work.

**4** These latest 8-ton class machines boast a heavy-duty swing bracket which features durable re-bushable pivots to optimize service life. It also provides a safe route for all excavator hoses.

**5** Because the cab door sits within the counterweight length when folded back, it's well protected from damage throughout operation.

### The finest componentry.

**6** We've used only tried and tested premium manufacturers like JCB Diesel by Kohler engines, Nachi and Bosch-Rexroth hydraulic components and Bridgestone tracks.

High quality 18in rubber tracks with interlocking links will perform in even the most arduous applications.

**7** Our 18in/24in steel tracks are pre-drilled to allow easy fitment of bolt on rubber pads. There is also the option of dedicated Road Liner Pads (GeoGrip), which enable individual segments to be replaced if damaged.





# PRODUCTIVITY AND PERFORMANCE.

JCB'S 85Z AND 86C ARE HIGH-PERFORMANCE PRODUCTIVE COMPACT EXCAVATORS. PEAK POWER AND TORQUE AT LOW ENGINE SPEEDS MAKES FOR EFFICIENT CYCLES, AND THERE'S A WEALTH OF INNOVATIVE DESIGN FEATURES TO GET THE MOST FROM EVERY DROP OF FUEL.

## The productive midi.

**1** The new 8T range has a JCB Diesel by Kohler common rail Stage IIIB/Tier 4 final compliant engine. This boasts DOC, turbocharger and intercooler. Power is increased to 64 HP at just 2200rpm, and there's 300Nm of torque. This engine doesn't need a diesel particulate filter (DPF), reducing servicing, increasing uptime and improving fuel efficiency.

**2** Tractive effort and 3mph tracking speeds are class leading, ensuring high dozer capabilities and fast travel times. To increase productivity our auto kickdown motors automatically adapt to changes in terrain increasing productivity and reducing operator fatigue.

**3** For ultimate lift capacity and stability, opt for our 86c with its optional triple articulated boom (TAB) giving you a greater working range with extended reach, closer digging and higher dumping capability.



1



**ZTS or CTS?**  
We offer both zero and conventional tailswing configurations, but choosing the right one for you depends on your application as both setups can boost productivity in different ways. CTS gives greater stability, lifting capacity and a larger dig end; ZTS offers more maneuverability (especially in confined spaces) because operators don't have to worry about what's around them.



2



3

### Innovative hydraulics.

- 4 A premium closed center pump and valve provides improved flow sharing for smooth, precise and balanced operation during multifunctioning.
- 5 Versatility is part of the package: our twin auxiliary lines generate both high and low hydraulic flows for an array of attachments.

### Dozer design.

- 6 The new dozer profile and angle provides high performance with easy-clean low soil retention. Tapered lift points are positioned behind the edge of the blade, providing excellent protection.
- 7 We offer a dozer blade float option which enables easier ground leveling and efficient site clean up. Along with an angled dozer blade to speed up trench back filling.



### At the dig end.

- 8 Bucket rotation is a huge 200°, offering great spoil retention during truck loading. Choose an arm length to suit your application – from 65"-89", providing total versatility.
- 9 Our boom and arm are perfectly matched, creating optimal dig end geometry. This makes it easier to work and load in confined areas.





## COMFORT AND EASE OF USE.

WE'VE ALWAYS BELIEVED THAT A FUNDAMENTAL PART OF HIGH PRODUCTIVITY IS A COMFY, ERGONOMIC WORKING ENVIRONMENT. CONSEQUENTLY, YOU'LL FIND THAT CABS AND CONTROLS ON AN 85Z OR 86C ARE GREAT PLACES TO WORK, EVEN FOR LONG STINTS.

### All-day comfortable cab.

**1** The cab is incredibly spacious and its large door provides easy, safe access. Inside, you'll find 6% more space than before, plenty of storage, a phone tray, storage nets and cup holder.

**2** A radio, 12V phone charger, powerful heater with window de-mister and a high performing air conditioning system with 9 vents completes the picture.

**3** To ensure all-day operator comfort, there's fully adjustable suspension seating with an optional heated air suspension seat with independent adjustable positions. Switches are ergonomically laid out around a crystal clear informative color LCD display with optional reversing camera.

**4** Our short pitched tracks engage every tooth on the sprocket for less vibration and noise, as well as a far smoother ride.




## Complete command of hydraulics.

**5** The electro proportional high flow line has 10 selectable flow rates for total attachment compatibility and seamless operation.

**6** A switch in the cab provides easy operation of single or double-acting auxiliary flow.

**7** The hydraulic valve block is isolated from the chassis by rubber mounts for reduced noise and vibration. It's also easily accessed beneath the side-opening hood.

**8** With ergonomic electro-hydraulic dozer control as standard, operators can achieve smooth and precise grading control.





## SAFETY AND SERVICEABILITY.

A SAFE SITE IS OF PARAMOUNT IMPORTANCE TO ANY OWNER; LIKEWISE MACHINERY THAT'S EASY AND FAST TO SERVICE. BOTH THE 85Z AND 86C WILL PROTECT MACHINERY, OPERATORS AND BYSTANDERS ALIKE, AS WELL AS PROVIDING DOWNTIME-MINIMIZING SERVICEABILITY.

### Safer by design.

**1** The 86c and 85z cab is ROPS and TOPS compliant with optional Level 1 & 2 FOPS protection. Further optional front screen guards provide peace of mind for operators, while boom and optional cab worklight guards protect vulnerable components in hazardous applications.

**2** Stability on both machines is best-in-class thanks to a large track frame width and low center of gravity.

**3** JCB's safety lever lock fully isolates hydraulic functions to prevent unintended movement.

**4** Our unique 2GO system ensures your midi excavator hydraulics can only be operated in a safe lockable position via two separate inputs. Additionally the hydraulics can only be activated when the operator is seated and the seatbelt is worn.

**5** The JCB 86c and 85z have excellent front visibility courtesy of a 70/30 front screen split. What's more, there's a clear view of the front right track for easy, safe trench digging and maneuvering. Overall we have 11% more visibility than before.



For safer lifting operations optional boom, dozer and dipper hose burst check valves are available.





JCB compact excavators have the best SAE service rating on the market, partly because routine checks can be done easily without special tools, and also thanks to the gas-strutted 30° tilting cab.

## Routine servicing.

**6** All dig end and dozer greasing intervals are best-in-class at 500 hours due to our graphite impregnated bronze bushes saving time and money.

**7** JCB's open frame undercarriage design with sloping track legs minimizes material build-up for easier cleaning.

**8** Underneath the wide opening steel hood you can easily fill the fuel tank on a JCB compact from ground level, made easier with the external diesel indicator. The optional refueling pump features an auto stop function for reduced spillage and increased safety.

## Further maintenance.

**9** Key components are easy to get to: there's a large inspection cover for the rotary joint and slew bearing; removable side skirts and in-fill panel. The sealed idler tension unit stops soil build-up; and dozer hoses terminate at the bulkhead for simple replacement.

**10** These machines feature color-coded hydraulic hoses for easy identification.

**11** Lifting a JCB 86c or 85z is made easier because the tapered dozer lift points are behind the edge of the blade; this also keeps them protected.

**12** The two piece floor mat is removable for easy cleaning while the anti slip cast tread plate provides safe entry and egress as well as long term protection to the paint bodywork.



7



8



12



## LOW COST OF OWNERSHIP.

OUR TRACKED EXCAVATORS ARE DESIGNED TO GIVE YOU MORE THAN JUST GREAT PERFORMANCE AND LONG SERVICE LIFE. MACHINES LIKE THE 85Z AND 86C WILL ALSO PROVIDE ULTIMATE VALUE FOR MONEY, BOTH ON AND OFF YOUR WORKING SITES.

### A great investment.


**1** Engine revs automatically drop below idle when the operator's armrest is lifted; this unique feature improves fuel economy and reduces noise levels.

**2** Auto idle can be programmed to activate between 2 and 30 seconds after the controls have been inactive to increase fuel efficiency.

With two dig modes (including ECO for maximum efficiency, heavy for maximum productivity) you can tailor performance to suit your application.

**3** With identical bucket pin geometry to the world leading JCB 3CX backhoe loader, attachments are fully interchangeable.

**4** Because damage sometimes happens on site, we use flat glass windows throughout, minimising replacement costs.



The load-sensing hydraulics on JCB's 8-ton excavators only consume power on demand, conserving fuel for when you need it most.

The patented near zero pressure return line circuit further improves fuel efficiency as the pump does not need to overcome as high a pressure before any work can be done.





## LIVELINK, WORK SMARTER.

JCB LIVELINK IS AN INNOVATIVE SOFTWARE SYSTEM THAT LETS YOU MONITOR AND MANAGE YOUR MACHINES REMOTELY – ONLINE, BY EMAIL OR BY MOBILE PHONE.

### Productivity and cost benefits –

Machine location information can improve fleet efficiency and you may even enjoy reduced insurance costs courtesy of the added security that LiveLink brings.

*\* Note: Please consult your local dealer for LiveLink availability*

LIVELINK



### Maintenance

**benefits** – Accurate hours monitoring, maintenance history records, critical machine alerts and service alerts improve maintenance planning.

**Security benefits** – Real-time geofencing lets you set operating zones and curfew alerts that tell you when your machinery outside of pre-determined times. Location information helps you store machines safely.

## VALUE ADDED.

JCB'S WORLDWIDE CUSTOMER SUPPORT IS FIRST CLASS. WHATEVER YOU NEED AND WHEREVER YOU ARE, WE'LL BE AVAILABLE QUICKLY AND EFFICIENTLY TO HELP MAKE SURE YOUR MACHINERY IS PERFORMING TO ITS FULL POTENTIAL.



**1** Our Technical Support Service provides instant access to factory expertise, day or night, while our Finance and Insurance teams are always on hand to provide fast, flexible, competitive quotes.

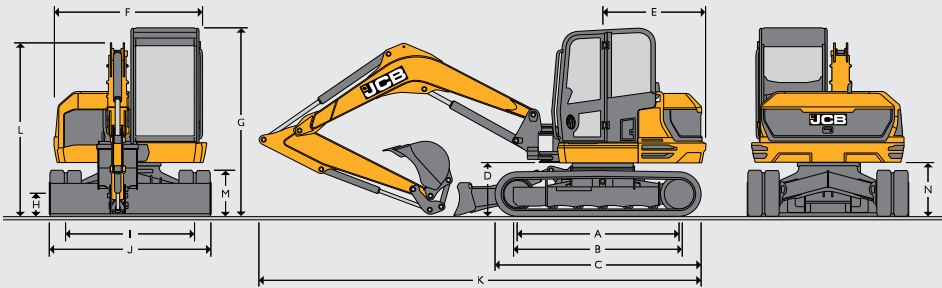
JCB Premiercover offers comprehensive extended warranties and service agreements, as well as service-only or repair and maintenance contracts. Irrespective of what you opt for, our Maintenance teams around the world charge competitive labor rates, and offer non-obligation quotations as well as fast, efficient insurance repair work.



**2** The global network of JCB Parts Centers is another model of efficiency; with 15 regional bases, we can deliver around 95% of all parts anywhere in the world within 24 hours. Our genuine JCB parts are designed to work in perfect harmony with your machine for optimum performance and productivity.



## STATIC DIMENSIONS



Machine Model		85Z-I	86C-I	86C-I TAB
A Sprocket Idler Centers	ft/in	7' 7"	7' 7"	7' 7"
B Track Length on Ground	ft/in	7' 7"	7' 7"	7' 7"
C Undercarriage overall length - rubber	ft/in	9' 7"	9' 7"	9' 7"
Undercarriage overall length - steel	ft/in	9' 5"	9' 5"	9' 5"
D Swing Bracket clearance	ft/in	2' 6"	2' 6"	2' 6"
E Tailswing radius	ft/in	3' 8"	4' 9"	5' 3"
F Overall width of superstructure	ft/in	7' 1"	7' 2"	7' 2"
G Height over cab	ft/in	8' 9"	8' 9"	8' 9"
H Ground clearance	ft/in	1' 2"	1' 2"	1' 2"
I Track gauge	ft/in	6' 1"	6' 1"	6' 1"
J Width over tracks (450 shoes)	ft/in	7' 6"	7' 6"	7' 6"
K Transport length with standard arm	ft/in	19' 2"	21' 1"	21' 8"
L Transport height with standard arm	ft/in	8' 9"	8' 9"	8' 9"
M Track height	ft/in	2' 2"	2' 2"	2' 2"
N Counterweight clearance	ft/in	2' 5"	2' 5"	2' 5"

## ENGINE

Machine Model		85Z-I	86C-I	86C-I TAB
Model		Stage IIIB Tier 4 Final KDI 2504 TCR		
Fuel		Diesel		
Cooling		Water cooled		
Gross power ISO 14396	HP @ 2200 rpm		64,4	
Net power	HP @ 2200 rpm		60,8	
Gross torque ISO 14396	Nm @ 1500 rpm		305	
Displacement	cc/litres		2500	
Gradeability	degrees		30	
Starter motor	kW (HP)		2	
Battery	volt/Ah		12V, 750	
Alternator	volt/amps		12V, 100	

## UNDERCARRIAGE

Machine Model		85Z-I	86C-I	86C-I TAB
No of top rollers		1	1	1
No of bottom rollers		5	5	5
Track width	in	18	18	18
Track width optional	in	24	24	24
Ground clearance	in	14	14	14
Track tensioning		Grease		
Travel speed - low	mph	1,6	1,6	1,6
Travel speed - high	mph	3,1	3,1	3,1
Tractive effort	lbf	13,713	14,613	14,613

## HYDRAULIC SYSTEM

Machine Model		85Z-I	86C-I	86C-I TAB
Nominal output @2,200	gpm	41,8	41,8	41,8
Excavator/track main relief pressure	psi	4351	4351	4351
Slew main relief pressure	gpm	60	60	60
Auxiliary low flow	gpm	7	7	7
Auxiliary high flow	gpm	26	26	26
Auxiliary low flow	psi	2756	2756	2756
Auxiliary high flow	psi	2756	2756	2756

## WEIGHTS

Machine Model		85Z-I	86C-I	86C-I TAB
Operating Weight (450mm (18in) rubber tracks)	lbs	18,298	18,960	
Transport weight (450mm (18in) rubber tracks)	lbs	18,133	18,794	
With FOGS guard - Stage 1	lbs	31	31	31
With FOGS guard - Stage 2	lbs	132	132	132
With steel tracks (450mm (18in))	lbs	359	359	359
With steel tracks (600mm (24in))	lbs	809	809	809
With Bridgestone geogrips	lbs	399	399	399
With wide dozer (2470mm)	lbs	40	40	40
With narrow dozer (2200mm)	lbs	-11	-11	-11
Ground pressure (450mm (18in) rubber tracks)	lbs/in2	5,7	5,8	
Ground pressure (450mm (18in) steel tracks)	lbs/in2	5,7	6	
Ground pressure (600mm (24in) steel tracks)	lbs/in2	4,4	4,6	

## OPERATOR STATION

Machine Model		85Z-I	86C-I	86C-I TAB
Cab/canopy height	in	61	61	61
Cab/canopy height with FOGS guard LEVEL 1	in	65	65	65
Cab/canopy height with FOGS guard LEVEL 2	in	68	68	68
Cab/canopy length	in	76	76	76
Cab/canopy width	in	41	41	41
Distance from seat base to roof	in	44	44	44
Door aperture width	in	24	24	24



## SERVICE CAPACITIES

Machine Model		85Z-I	86C-I	86C-I TAB
Fuel Tank	gal	30	30	30
Engine coolant	gal	3,2	3,2	3,2
Engine oil	gal	3	3	3
Hydraulic system	gal	31	31	31
Hydraulic tank	gal	17	17	17

## EEC NOISE LEVELS (95/27/EC DYNAMIC)

Machine Model		85Z-I	86C-I	86C-I TAB
Cab/canopy external	dB	96	96	96
Cab internal	dB	74*	74*	74*

\*\*Internal noise during default eco mode

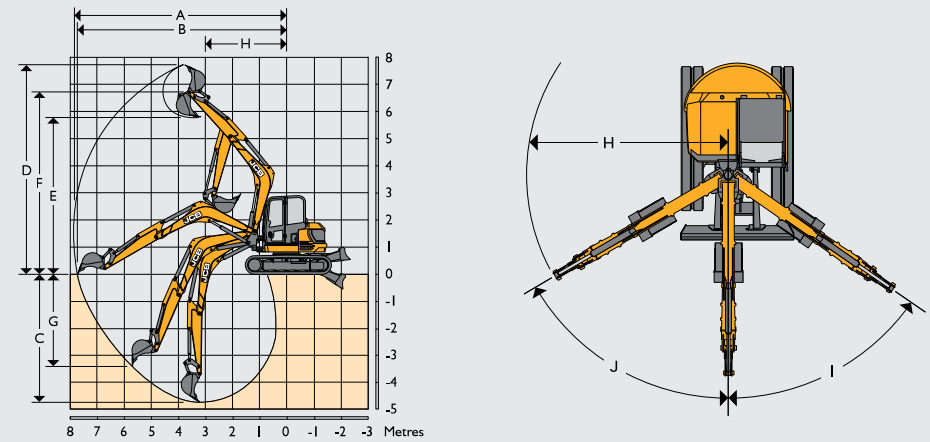
## STANDARD EQUIPMENT

Tilting cab, fully glazed ROPS & TOPS certified cab with JCB impact protection front screen, 2 speed intermittent wiper with wash/wipe, roof mounted front worklights, 3 speed heater/demister with 9 adjustable air vents, Color LCD display, digital clock, adjustable sun visor, internal lockable toolbox, cup holder, coat hook, 12V accessory socket, interior light, full audio/visual warning systems, radio ready kit, auto idle throttle, below idle system, 2 digging modes (ECO & Heavy), ISO servo controls with electro-hydraulic dozer lever, electro-proportional thumb controlled high flow double acting auxiliary, 10 selectable auxiliary flow rates, joystick mounted hammer switch, electronic single/double acting auxiliary changeover valve, neutral start, full control isolation, 2 go hydraulic isolation, operator presence seat switch, seat belt activation switch, midback suspension seat, 2 piece removable floor mat, beacon ready kit, two speed tracking, auto-kickdown track motors, 18in short pitch rubber tracks, double element air cleaner, heavy-duty alternator, heavy-duty battery, battery isolator, hydraulic slew braking with disc type park brake, ORFS hydraulics, Color coded hydraulic hoses, bushed swing bracket, 500 hour dig end greasing intervals, heavy duty boom cylinder guard, protected boom worklight, 2,000mm dipper (85Z), 2,100mm dipper (86C), 2 position bucket tipping link - speed & power, quick release auxiliary couplers, 100% steel bodywork

## OPTIONAL EQUIPMENT

AC, ROPS & TOPS canopy with polycarbonate impact protection screen, FOPS guard stage 1 or 2, 18in or 24in steel tracks, 18in GeoGrip road liner tracks, fan & chaff guards, high back seat or deluxe heated high back air-suspension seat, radio installation, electro-proportional thumb controlled low flow auxiliary, hose burst check valve (HBCV) lifting kit (dozer, boom & arm), bucket-to-grab change over valve, mechanical quickhitch, hydraulic quickhitch, hydraulic quickhitch ready pipework, GP digging buckets, ditch/grading buckets, hydraulic hammers, rotating/strobe beacon, travel alarm, white noise alarm, face fan, toolkit, greasgun & cartridge, fire extinguisher, exterior cab mounted mirrors, interior mirror, electric refuelling pump, JCB immobilizer (unique key or keypad system), dozer float, angled dozer blade, TAB boom, dual pattern controls (ISO/SAE change-over), front screen guard (fine or coarse), rear roof mounted worklight, twin pair of front roof mounted worklights, short & long dipper options, Livelink, special paint options, block heater 110/240V

## WORKING RANGE



		85Z-I	86C-I	86C-I TAB
Boom length	ft/in	9' 5"	11' 1"	TAB
Arm length	ft/in	5' 4" / 6' 6" / 6' 9"	5' 4" / 6' 9" / 7' 4"	5' 4" / 6' 9" / 7' 4"
A Max digging reach	ft/in	21' 6" / 22' 7" / 23' 1"	22' 4" / 23' 8" / 24' 2"	23' 8" / 25' 7" / 26' 2"
B Max digging reach on ground	ft/in	21' / 22' 1" / 22' 5"	21' 8" / 23' 2" / 23' 7"	24' 3" / 25' 2" / 25' 7"
C Max digging depth - dozer up	ft/in	10' 6" / 11' 8" / 12' 1"	12' 9" / 14' 4" / 14' 9"	13' 2" / 14' 7" / 15' 2"
D Max digging depth - dozer down	ft/in	11' 9" / 11' 9" / 12' 2"	12' 9" / 14' 3" / 14' 8"	13' 2" / 14' 6" / 15' 1"
E Max digging height	ft/in	21' 3" / 22' 2" / 22' 4"	22' 5" / 23' 6" / 23' 9"	25' 5" / 26' 8" / 27' 3"
F Max dump/load-over height	ft/in	15' 3" / 16' 2" / 16' 5"	16' 6" / 17' 7" / 18' 1"	19' 4" / 20' 7" / 21' 1"
G Max height to bucket pin	ft/in	18' 2" / 19' 1" / 19' 3"	19' 4" / 20' 5" / 20' 9"	22' 4" / 23' 7" / 24' 2"
H Max vertical wall digging depth	ft/in	8' 3" / 9' 3" / 9' 6"	9' / 10' 3" / 10' 8"	11' / 12' 4" / 12' 9"
I Min. front swing radius (no offset)	ft/in	9' 3" / 9' 8" / 10'	8' 4" / 8' 8" / 8' 9"	7' 3" / 7' 5" / 7' 5"
J Min. front swing radius (fully offset)	ft/in	8' 1" / 8' 6" / 8' 7"	7' 6" / 8' / 8' 1"	6' 3" / 6' 4" / 6' 5"
I Boom swing left	degrees	55	55	55
J Boom swing right	degrees	60	60	60
Bucket rotation	degrees	200	200	200
Arm rotation	degrees	114	122	126
Bucket digging force	lbf	12,837	12,837	12,837
Arm digging force	lbf	9,847	9,509	9,509 / 9,060 / 11,218
Slew speed	rpm	10	10	10
















## DOZER

Machine Model		85Z-I	86C-I	86C-I TAB
Dozer length	ft/in	4' 9"	4' 9"	4' 9"
Max height above ground	ft/in	1' 5"	1' 5"	1' 5"
Dig depth below ground	in	18	18	18
Approach angle	in	1.1	1.1	1.1
Width	in	91	91	91
Height	in	19	19	19
Reach in front of tracks	in	24	24	24


















## LIFT CAPACITIES - 18 IN RUBBER TRACKS, 11' BOOM, 5' 4" ARM, NO BUCKET

86C

Load Point	7'			10'			13'			16'			Capacity at Maximum Reach			
																
Height	Dozer Up	Dozer Down	Over Side	Dozer Up	Dozer Down	Over Side	Dozer Up	Dozer Down	Over Side	Dozer Up	Dozer Down	Over Side	Dozer Up	Dozer Down	Over Side	Distance
FT	LBS	LBS	LBS	LBS	LBS	LBS	LBS	LBS	LBS	LBS	LBS	LBS	LBS	LBS	LBS	FT
16							3,402	3,635	3,719				3,276	3,774	3,499	14
13							3,377	3,607	3,693	3,377	3,609	2,798	2,443	3,649	2,668	17
10				5,121	5,216	5,236	4,162	4,239	4,162	3,682	3,779	2,862	3,027	3,702	2,546	18
7				7,460	7,577	5,853	5,007	5,101	3,968	4,008	4,162	2,844	2,829	3,779	2,282	19
3				6,812	869	5,357	4,663	5,811	3,688	3,472	4,489	2,745	2,679	3,874	2,266	19
0				6,962	8,746	5,225	4,581	6,158	3,622	3,358	4,623	2,712	2,862	3,990	2,282	18
-3	7,507	8,020	8,208	7,518	7,710	5,176	4,597	5,734	3,589	3,340	4,182	2,579	3,241	397	2,579	17
-7	9,623	10,280	10,335	6,387	6,823	5,190	4,431	4,797	3,450				2,795	3,931	3,020	15

## LIFT CAPACITIES - 18 IN RUBBER TRACKS, 11' BOOM, 6' 9" ARM, NO BUCKET

86C

Load Point	7'			10'			13'			16'			Capacity at Maximum Reach			
																
Height	Dozer Up	Dozer Down	Over Side	Dozer Up	Dozer Down	Over Side	Dozer Up	Dozer Down	Over Side	Dozer Up	Dozer Down	Over Side	Dozer Up	Dozer Down	Over Side	Distance
FT	LBS	LBS	LBS	LBS	LBS	LBS	LBS	LBS	LBS	LBS	LBS	LBS	LBS	LBS	LBS	FT
16							2,725	2,910	2,978				2,659	3,272	2,881	16
13							2,809	3,000	3,069	2,899	3,097	2,837	2,103	3,223	2,315	19
10				4,057	2,282	4,436	3,549	3,624	3,587	3,318	3,358	3,318	2,729	3,318	2,083	20
7				6,272	6,407	6,272	4,449	4,526	4,334	3,664	3,741	2,778	2,480	3,358	1,951	20
3				7,577	8,076	5,309	5,370	5,505	3,622	3,406	4,257	2,679	2,480	3,472	1,936	20
0				6,746	8,708	5,011	4,564	6,100	3,505	3,391	4,641	2,597	2,531	3,567	2,034	20
-3	6,352	6,786	6,942	6,466	8,076	5,027	4,398	5,966	3,373	3,258	4,508	2,513	2,745	3,664	2,167	19
-7	10,942	11,021	10,027	6,852	7,648	5,035	4,325	5,333	3,338	3,168	3,686	2,507	2,273	3,629	2,491	17
-10	7,582	8,100	8,287	4,907	5,243	5,198							3,234	3,455	3,536	13

## LIFT CAPACITIES - 18 IN RUBBER TRACKS, 11' BOOM, 7' 4" ARM, NO BUCKET

86C

Load Point	7'			10'			13'			16'			Capacity at Maximum Reach			
																
Height	Dozer Up	Dozer Down	Over Side	Dozer Up	Dozer Down	Over Side	Dozer Up	Dozer Down	Over Side	Dozer Up	Dozer Down	Over Side	Dozer Up	Dozer Down	Over Side	Distance
FT	LBS	LBS	LBS	LBS	LBS	LBS	LBS	LBS	LBS	LBS	LBS	LBS	LBS	LBS	LBS	FT
16										2,868	3,064	2,829	2,500	3,126	2,718	17
13							2,610	2,789	2,853	2,749	2,937	2,848	2,006	3,093	2,216	19
10							3,188	3,406	3,486	2,989	3,194	2,787	1,766	3,120	1,964	20
7				5,769	6,164	5,672	4,101	4,383	3,715	3,347	3,642	2,685	1,645	3,179	1,839	21
3				7,031	8,353	5,201	4,491	5,348	3,501	3,239	4,114	2,575	1,609	3,261	1,803	21
0				6,806	8,492	4,989	4,343	5,933	3,353	3,153	4,429	2,489	1,658	3,371	1,854	20
-3	6,038	6,451	6,601	6,757	8,885	4,943	4,279	5,994	3,291	3,113	4,440	2,449	1,799	3,459	2,002	19
-7	10,168	10,862	9,934	6,806	7,866	4,989	4,292	5,452	3,303	3,132	3,882	2,469	2,138	3,534	2,352	17
-10	8,516	9,098	9,310	5,351	5,717	5,132	3,508	3,746	3,419				3,053	3,419	3,265	14



Lift capacity front and rear.



Lift capacity full circle.
















## Notes:

- 1.) Lifting capacities are based on ISO 10567 that is 75% of minimum tipping load or 87% of hydraulic lift capacity whichever is the less, lifting capacities highlighted are based on hydraulic capacity
- 2.) Lift capacities assume that the machine is on firm level ground and equipped with an approved lifting point
- 3.) A bucket must be fitted when lifting, the weight of this bucket must be deducted from the above lift capacities
- 4.) Lift capacities may be limited by local regulations - please refer to your dealer


















## LIFT CAPACITIES - 18 IN RUBBER TRACKS, 11' BOOM, 5' 4" ARM, NO BUCKET

85Z

Load Point	7'			10'			13'			16'			Capacity at Maximum Reach			
																Distance
Height	Dozer Up	Dozer Down	Over Side	Dozer Up	Dozer Down	Over Side	Dozer Up	Dozer Down	Over Side	Dozer Up	Dozer Down	Over Side	Dozer Up	Dozer Down	Over Side	
FT	LBS	LBS	LBS	LBS	LBS	LBS	LBS	LBS	LBS	LBS	LBS	LBS	LBS	LBS	LBS	FT
13							3,497	3,735	3,214						1,984	16
10				4,539	4,848	4,943	4,297	4,411	3,159	2,778	4,162	2,167	2,579	4,162	1,803	17
7				6,226	7,688	4,535	3,920	5,542	3,042	2,729	4,603	2,116	2,332	4,334	1,836	18
3				5,589	9,667	4,200	3,622	6,426	2,844	2,564	4,872	2,050	2,266	4,449	1,819	18
0				5,192	9,819	3,935	3,472	6,770	2,679	2,480	5,007	1,951	2,332	4,623	1,969	17
-3	9,498	10,148	8,199	4,894	8,574	3,836	3,373	6,252	2,597				2,646	4,641	2,802	16
-7				5,875	6,396	4,204	3,662	3,911	2,811				3,146	3,880	2,579	13
-10																
















## LIFT CAPACITIES - 18 IN RUBBER TRACKS, 11' BOOM, 6' 6" ARM, NO BUCKET

85Z

Load Point	7'			10'			13'			16'			Capacity at Maximum Reach			
																Distance
Height	Dozer Up	Dozer Down	Over Side	Dozer Up	Dozer Down	Over Side	Dozer Up	Dozer Down	Over Side	Dozer Up	Dozer Down	Over Side	Dozer Up	Dozer Down	Over Side	
FT	LBS	LBS	LBS	LBS	LBS	LBS	LBS	LBS	LBS	LBS	LBS	LBS	LBS	LBS	LBS	FT
13							2,917	3,115	3,188	2,835	3,371	2,205	2,205	3,477	2,017	17
10							3,759	3,836	3,664	2,829	3,799	2,200	2,299	3,816	1,803	18
7				6,693	6,925	4,747	3,968	5,064	3,075	2,862	4,297	2,134	2,116	3,990	1,587	19
3				5,672	9,284	4,251	3,655	6,138	2,895	2,597	4,758	2,002	2,035	4,065	1,605	19
0				5,456	9,916	3,935	3,538	6,751	2,712	2,546	5,064	2,017	2,183	4,277	1,737	18
-3	7,934	8,477	7,866	5,159	9,092	3,788	3,457	6,656	2,630	2,546	4,949	1,918	2,366	4,334	1,903	17
-7	11,021	11,021	8,053	5,681	7,383	4,008	3,576	4,855	2,646				2,520	3,675	2,262	15
-10																

## LIFT CAPACITIES - 18 IN RUBBER TRACKS, 11' BOOM, 6' 9" ARM, NO BUCKET

85Z

Load Point	7'			10'			13'			16'			Capacity at Maximum Reach			
																Distance
Height	Dozer Up	Dozer Down	Over Side	Dozer Up	Dozer Down	Over Side	Dozer Up	Dozer Down	Over Side	Dozer Up	Dozer Down	Over Side	Dozer Up	Dozer Down	Over Side	
FT	LBS	LBS	LBS	LBS	LBS	LBS	LBS	LBS	LBS	LBS	LBS	LBS	LBS	LBS	LBS	FT
16							3,018	3,223	3,247				2,870	3,558	2,612	15
13							2,811	3,003	3,073	2,886	3,287	2,258	2,169	3,428	1,995	18
10							3,278	3,501	3,188	2,859	3,408	2,231	1,867	3,426	1,722	19
7				5,769	6,164	4,680	3,951	4,511	3,018	2,782	3,825	2,154	1,726	3,477	1,590	20
3				5,913	8,957	4,231	3,757	5,600	2,826	2,692	4,297	2,061	1,691	3,558	1,554	20
0				5,692	9,936	4,023	3,624	6,239	2,696	2,623	4,583	1,991	1,753	3,655	1,605	19
-3	7,665	8,190	7,919	5,653	9,473	3,986	3,574	6,175	2,646	2,599	4,407	1,967	1,953	3,739	1,779	18
-7	11,021	11,021	8,095	5,721	7,743	4,050	3,609	5,117	2,681				2,456	3,713	2,213	15
-10																



Lift capacity front and rear.



Lift capacity full circle.

## Notes:

- 1.) Lifting capacities are based on ISO 10567 that is 75% of minimum tipping load or 87% of hydraulic lift capacity whichever is the less, lifting capacities highlighted are based on hydraulic capacity
- 2.) Lift capacities assume that the machine is on firm level ground and equipped with an approved lifting point
- 3.) A bucket must be fitted when lifting, the weight of this bucket must be deducted from the above lift capacities
- 4.) Lift capacities may be limited by local regulations - please refer to your dealer





**ONE COMPANY, OVER 300 MACHINES.**

Your nearest JCB dealer

### **Compact Excavator 85z-1/86c-1**

Operating weight: 19125/18464lbs Net engine power: 61 HP

JCB Sales Limited, Rocester, Staffordshire, United Kingdom ST14 5JP.

Tel: +44 (0)1889 590312 Email: [salesinfo@jcb.com](mailto:salesinfo@jcb.com)

Download the very latest information on this product range at: [www.jcb.com](http://www.jcb.com)

©2009 JCB Sales. All rights reserved. No part of this publication may be reproduced, stored in a retrieval system, or transmitted in any form or by any other means, electronic, mechanical, photocopying or otherwise, without prior permission from JCB Sales. All references in this publication to operating weights, sizes, capacities and other performance measurements are provided for guidance only and may vary dependant upon the exact specification of machine. They should not therefore be relied upon in relation to suitability for a particular application. Guidance and advice should always be sought from your JCB Dealer. JCB reserves the right to change specifications without notice. Illustrations and specifications shown may include optional equipment and accessories. All images are correct at time of print. The JCB logo is a registered trademark of J C Bamford Excavators Ltd.

