

NEW



## MINI EXCAVATOR | 18Z-1/19C-1

Transport weight: 3,691 lb - 4,042 lb (1,479 - 1,868 kg) Net engine power: 21.9 hp (16.3 kW)



# CHOOSING EXCAVATOR

# TEASERS



A COMPACT  
R JUST GOT  
LIER



# CHOOSE TOUGH

THE NEW GENERATION JCB MINI EXCAVATORS ARE BUILT TO WITHSTAND THE MOST DEMANDING JOB SITES. DURABLE AND EASY TO REPAIR JCB MINI EXCAVATORS REDUCE DOWNTIME FOR MAXIMUM PROFITS.

## Designed to last

**1** The full-width rear cast counterweight provides added protection against impact damage.

Hydraulic components are assembled in a hydraulic “clean room” and undergo thorough multi-stage hot tests and oil detection processes to ensure reliability.


Improved dig-end pins with ARCO coating protect against corrosion.

**2** State of the art manufacturing processes enhance build quality, reliability, durability, service life and machine uptime. For example, JCB’s in-house paint process ensure optimal quality and lasting protection.

**3** A heavy-duty kingpost with durable re-bushable pivots boosts service life and reduces ownership costs.

**4** The top-mounted boom ram reduces the likelihood of damage when loading and reaching over obstacles.

**5** Hoses are routed through the boom, arm and kingpost for improved durability. Both models use O-ring faced seal hydraulics for superior seal performance.



**Strong and durable.**

6 The 18Z is the smallest JCB first zero tailswing excavator.

7 Solid cast rear door for maximum impact resistance compared to glass-reinforced plastic.

8 Three single-flanged bottom rollers and short pitch tracks ensure a smooth ride.

Optional long-pitch rubber or steel tracks are available for more demanding applications.

9 The strong, durable H-frame undercarriage provides rigid support. The open design allows spoil to fall readily, to reduce component wear.

For ultimate rigidity, the extending undercarriage beams are constructed from one-inch solid steel plate.



## CHOOSE EASY

**MOST JOBS ARE HARD ENOUGH WITHOUT THE ADDED STRESS OF DIFFICULT AND FREQUENT SERVICING, HARD TO REACH CLEANING AND OF COURSE UNCOMFORTABLE OPERATING CONDITIONS. THAT'S WHY WE'VE JUST MADE THEM EASY.**

All new valve block, spools and floor controls allow for fine control and smooth operation. Even less experienced operators will enjoy increased productivity.



### Making life easy

**1** An analogue meter allows the number of machine hours to be read without turning the machine on and easy pre-start checks quickly confirm proper fluid oil levels.

Standard two speed tracking is operated by a button on the dozer. Auto kick-down is optional on the 18Z-1 and 19C-1.

**2** A display inside the cab to the right of the operator features easy button functions and easy-to-read indicators and to advise of machine status and alerts.



## Supporting productivity

- 3 A convenient quick-service door provides access to daily check points. The main service door opens 180 degrees to provide to easy access all cleaning and maintenance points.
- 4 For improved productivity, the JCB hydraulic system allows straight line travel and simultaneous selection of excavator functions.
- 5 The spacious cab is 24 percent larger than previous models. Features include a large entry door, excellent visibility and intuitive controls.

The external fuel tank is easy to access and is lockable, for extra security.



3



4



5



## CHOOSE SIMPLE

THE JCB 18Z-I AND 19C-I ARE DESIGNED WITH YOUR BUSINESS IN MIND. DURABLE COMPONENTS, LOW OPERATING COSTS AND SIMPLIFIED SERVICING ALLOW YOU TO FOCUS ON THE JOB AT HAND.

201 degrees of bucket rotation enhances spoil retention during truck loading.

Available arm lengths: 3'1", 3'7" and 4'5".



### User-friendly environment.

- 1 The large glass area provides increased visibility. A 70/30 split line and clear split joints provide unobstructed visibility down to the dozer blade.
- 2 JCB mini excavators feature flat glass, which is more cost effective and easier to replace if needed.
- 3 The 19C-I features an improved 2-speed heater with three multi-positioned vents for ultimate operator comfort.





### Ultimate convenience.

4 Graphite impregnated bushings with industries lowest greasing intervals of 500 hours, means no need for daily greasing.

5 Hydraulic connections reduced along with increased straight hoses and combined control valves; all deliver improved hydraulic efficiency and reduced component complexity.

Premium or rental specifications to help choose the right machine. Zero tailswing or Conventional tailswing plus cab or canopy options across the range.

6 Reduced minimum front swing radius for a compact machine that can tuck up to work in the tightest of conditions without compromise to load over height.



6



5



## CHOOSE QUICK

JCB MINI EXCAVATORS ARE QUICK TO CLEAN, EASY TO TRANSPORT AND ARE COMPATIBLE WITH MORE ATTACHMENTS. THIS MEANS QUICKER TURN AROUND TIMES BETWEEN JOBS AND BETTER MACHINE UTILIZATION.



### Ultimate versatility

1 Industry-standard bucket centers and pin sizes (1 3/16") for maximum attachment versatility.

2 JCB's extensive range of high-performance attachments offer full JCB warranty compliance, and optimal fit and operation.

Dual hydraulic flow is an available option.



### Low cost of ownership

3 New dig-end geometry allows JCB mini excavators to load dumpers without repositioning.

4 Sloping undercarriage track legs reduce soil retention and enable fast cleaning.

5 The new dozer geometry allows the blade to become free of material build up. Dozer wing extensions are easy to use and require no tools for operation.

6 JCB mini excavators do not require daily greasing. Easy to access for maintenance and cleaning means faster turnaround times.

7 Low transport weights allow JCB mini excavators to be easily towed to wherever they're needed.

8 Ten tie-down and lifting points facilitate easy, safe machine transportation.



4



6



5



3



7



8

## SAFE & SECURE

JCB HAS ALWAYS BEEN AT THE FOREFRONT OF SITE SAFETY INNOVATION. THE JCB 18Z-I AND 19C-I ARE PACKED FEATURES TO IMPROVE THE SAFETY OF OPERATORS AND OTHERS ON THE WORK SITE.



### Work smart

**1** The cabs on the 18Z-I and the 19C-I are fully ROPS and FOPS compliant. For increased protection, laminated glass is available as an available option.

**2** As an additional safety precaution, all services, including tracking and dozer, are isolated when the control pod is raised

**3** A lockable internal toolbox provides safe tool storage on all models.

Optional operator presence and seat belt isolation switches are available.



### Safety first

4 A well-positioned seat, combined with large glass area and optimal design, provides excellent all-round visibility for increased on site safety.

5 JCB's unique 2GO system isolates all controls unless the 2GO button is activated, preventing accidental operation.

For increased safety, an immobilizer eliminates the possibility of an unauthorised start. Additionally, JCB Livelink allows fleet managers to set a geofence and machine working restrictions.

The remote pin code management system, allows the fleet manager to remotely authorize or deny machine usage. Up to 14

individual pin codes can be programmed into the system, with the option to customize for individual operators.



# LIVELINK, WORK SMARTER.

**LiveLink** tracks the efficiency of your machines to maximize ROI.

- Manage your fleet from anywhere
- Reduce operating costs
- Improve productivity
- Monitor fuel and consumption\*
- Receive reports by day / week / month

*\*For machines with electronic engine management system only*

**LiveLink** sends service alerts and diagnostic warnings for effective maintenance planning.

- Machine health alerts
- Machine service alerts
- Accurate hours recorded
- Detailed machine history



**LiveLink** reports the exact location, movement and activity of your machine for improved security.

- Pinpoint machine location
- 24/7 update on your phone/tablet
- Real-time curfew alerts
- Real-time geofence alerts
- Back-up battery
- Tow-away alert



**Enhanced Dealer Support**

**JCB LiveLink**

**Machine Servicing Agreement**

**Superior Build Quality**



Note: Please consult your local dealer for LiveLink availability.

## VALUE ADDED

WHATEVER YOU NEED AND WHEREVER YOU ARE, THE DEPENDABLE JCB DEALER NETWORK IS HERE TO MAKE SURE YOUR MACHINERY PERFORMS TO ITS FULL POTENTIAL.



1

1 JCB Technical Support Service provides instant access to factory expertise, day or night. JCB's Finance and Insurance teams are always on hand to provide fast, flexible, competitive quotes.

2 The global network of JCB Parts Centers is a model of efficiency. With 16 regional bases, we can deliver around 95 percent of all parts

anywhere in the world within 24 hours. Our genuine JCB parts are designed to work in perfect harmony with your machine for optimum performance and productivity.

Note: JCB LiveLink and JCB Yellow Shield may not be available in your region, so please check with your local dealer.

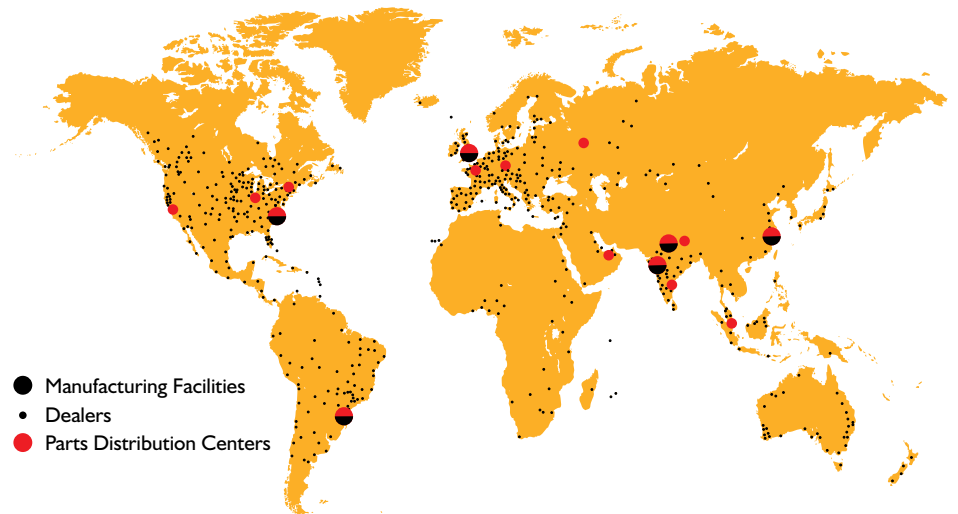


2

3 JCB Yellow Shield offers comprehensive extended warranties and service agreements, as well as service-only or repair and maintenance contracts. JCB maintenance teams offer competitive labor rates and no obligation quotes.

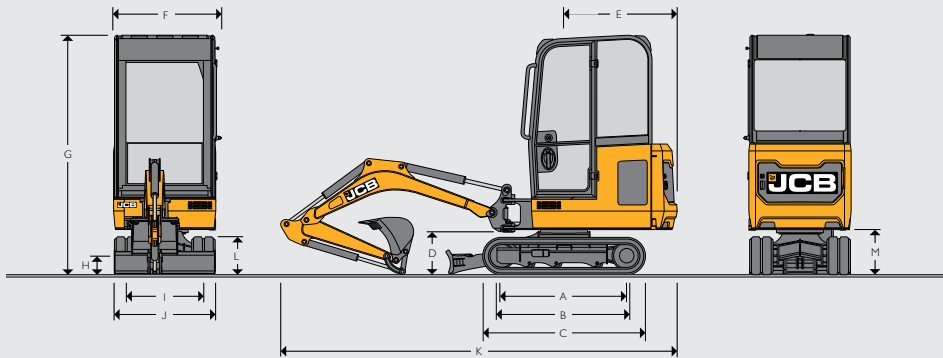


3



- Manufacturing Facilities
- Dealers
- Parts Distribution Centers

STATIC DIMENSIONS



Machine model		18Z-1	19C-1	
A	Sprocket idler centers	ft-in (mm)	4-0 (1,218)	4-0 (1,218)
B	Track length on ground	ft-in (mm)	4-0 (1,220)	4-0 (1,220)
C	Undercarriage overall length - rubber	ft-in (mm)	5-2 (1,578)	5-2 (1,578)
	Undercarriage overall length - steel	ft-in (mm)	5-2 (1,578)	5-2 (1,578)
D	Kingpost clearance	ft-in (mm)	1-4 (409)	1-4 (409)
E	Tailswing radius	ft-in (mm)	2-3 (685)	3-7 (1,103)
F	Overall width of superstructure	ft-in (mm)	3-3 (996)	3-3 (996)
G	Height over cab	ft-in (mm)	7-8 (2,328)	
	Height over canopy	ft-in (mm)	7-8 (2,340)	
H	Ground clearance	ft-in (mm)	0-6 (162)	0-6 (162)
I	Track gauge - retracted/extended	ft-in (mm)	2-4 - 3-6 (750 - 1,110)	2-4 - 3-6 (750 - 1,110)
J	Width over tracks rubber / steel - retracted	ft-in (mm)	3-3 (980)	3-3 (980)
	Width over tracks rubber / steel - extended	ft-in (mm)	11-8 (1,330)	4-4 (1,330)
K	Transport length	ft-in (mm)	11-8 (3,547)	12-8 (3,860)
L	Track height	ft-in (mm)	1-2 (367)	1-2 (367)
M	Counterweight clearance	ft-in (mm)	1-5 (434)	1-5 (434)

ENGINE

Machine model	18Z-1, 19C-1	
Model	403J-11	
Fuel	Diesel	
Cooling	Water cooled	
Gross power	hp (kW)	23.1 (17.2) @ 2,550 RPM
Net power	hp (kW)	21.9 (16.3) @ 2,550 RPM
Max. torque	ft-lb (Nm)	49.3 (66.9) @ 2,100 RPM
Displacement	cc	1,131
Gradeability	degrees	25
Starter motor	hp (kW)	1.9 (1.4)
Battery	volt/amps	12 V/65 Ah
Alternator	amps (aircon)	65

UNDERCARRIAGE

Machine model		18Z-1	19C-1
		Retractable	Retractable
No. of bottom rollers		3	3
Track width rubber	ft-in (mm)	0-9 (230)	0-9 (230)
Track width steel	ft-in (mm)	0-9 (230)	0-9 (230)
Travel speed - low	mph (kph)	1.5 (2.4)	1.5 (2.4)
Travel speed - high	mph (kph)	2.5 (4.1)	2.5 (4.1)
Tractive effort	lbs (kN)	2,967 (13.2)	2,967 (13.2)

HYDRAULIC SYSTEM

Machine model		18Z-1	19C-1
Pump	cc	18	18
Nominal output @ maximum RPM	gpm (lpm)	9.5 (36)	9.5 (36)
Excavator/track main relief pressure	psi (bar)	3,408 (235)	3,408 (235)
Slew main relief pressure	psi (bar)	2,422 (167)	2,422 (167)
Auxiliary hydraulic pressure (Aux 1)	psi (bar)	2,901 (200)	2,901 (200)
Auxiliary hydraulic pressure (Aux 2)	psi (bar)	N/A	N/A
Auxiliary hydraulic flow (Aux 1)	gpm (lpm)	8.4 (32)	8.4 (32)
Hydraulic pump		Piston	Piston



**WEIGHTS**

Machine model	19C-1			
	18Z-1	Canopy	Cab	
Operating weight *	lb (kg)	3,856 (1,749)	4,034 (1,830)	4,211 (1,910)
FOPS	lb (kg)	-	-	33 (15)
Steel tracks	lb (kg)	179 (81)	179 (81)	179 (81)
Long dozer	lb (kg)	9 (9)	9 (9)	20 (9)
Mechanical quickhitch	lb (kg)	14 (14)	14 (14)	31 (14)
Shipping weight **	lb (kg)	3,649 (1,655)	3,827 (1,736)	4,004 (1,816)
Ground bearing pressure (rubber tracks )	psi (kg/cm <sup>2</sup> )	4.7 (0.33)	4.7 (0.35)	5.1 (0.36)
Ground bearing pressure (steel tracks )	psi (kg/cm <sup>2</sup> )	4.7 (0.35)	4.7 (0.36)	5.4 (0.38)
Transport weight (operator weight - 165 lb)	lb (kg)	3,691 (1,674)	3,869 (1,755)	4,045 (1,835)

\* Operator weight to ISO 6016 including cab/canopy, rubber tracks, 3'7" arm(19C-1 & 18Z-1), 12 in bucket, full tanks and a 165 lb operator. \*\* Shipping weight to ISO 6016 is mass of the base machine without operator, with fuel level at 10% of tank capacity.

**SERVICE CAPACITIES**

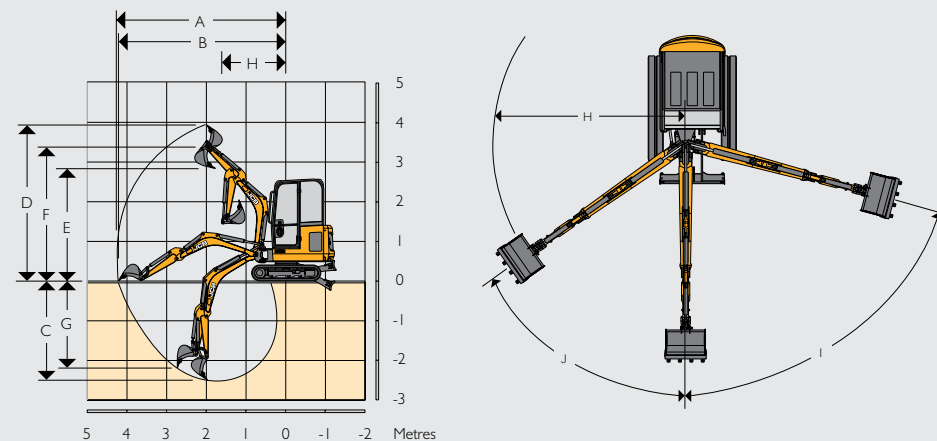
Machine model	19C-1		
	18Z-1	19C-1	
Fuel tank	gal (ltr)	5.4 (20.5)	4.9 (18.5)
Engine coolant	gal (ltr)	Canopy model: 1.1 (4.2)	Cab model: 1.2 (4.7)
Engine oil	gal (ltr)	0.7 (2.5)	0.7 (2.5)
Hydraulic system	gal (ltr)	7.4 (28)	7.4 (28)
Hydraulic tank	gal (ltr)	4.0 (15)	4.0 (15)

**OPERATOR ENVIRONMENT**

Machine model	19C-1		
	18Z-1	19C-1	
Cab/canopy height	ft-in (mm)	7-8 (2,346)	7-0 (2,330)
Cab/canopy height with fogs guard level I	ft-in (mm)	7-8 (2,346)	7-0 (2,349)
Cab/canopy length with fogs guard level I	ft-in (mm)	3-1 (1,107)	4-0 (1,236)
Cab/canopy length	ft-in (mm)	3-11 (1,107)	3-0 (1,202)
Cab/canopy width	ft-in (mm)	3-2 (978)	3-0 (976)

**DOZER**

Machine model	19C-1		
	18Z-1	19C-1	
Dozer length (STD) centre of boss	ft-in (mm)	2-7 (787)	2-7 (787)
Max. height above ground	ft-in (mm)	0-9 (239)	0-9 (239)
Dig depth below ground	ft-in (mm)	0-9 (225)	0-9 (225)
Approach angle	degrees	25.3	25.3
Width (without wings)	ft-in (mm)	3-3 (980)	3-3 (980)
Width (with wings)	ft-in (mm)	4-5 (1,340)	4-5 (1,340)
Height	ft-in (mm)	0-9 (234)	0-9 (234)

**WORKING RANGE**

		18Z-1 / 19C-1 (3'1" Arm)	18Z-1 / 19C-1 (3'7" Arm)	
	Boom length	ft-in (mm)	5-9 (1,800)	5-9 (1,800)
A	Max. digging reach	ft-in (mm)	9-5 (2,899)	13-3 (4,043)
B	Max. digging reach on ground	ft-in (mm)	12-6 (3,834)	13-1 (3,981)
C	Max. digging depth – dozer up	ft-in (mm)	7-5 (2,271)	7-9 (2,421)
	Max. digging depth – dozer down	ft-in (mm)	8-0 (2,426)	8-5 (2,576)
D	Max. digging height	ft-in (mm)	11-7 (3,556)	12-0 (3,667)
E	Max. dump/load-over height	ft-in (mm)	8-5 (2,598)	8-7 (2,637)
F	Max. height to arm nose pivot pin	ft-in (mm)	10-2 (3,116)	10-3 (3,154)
G	Max. vertical wallcut depth	ft-in (mm)	6-3 (1,933)	7-0 (2,139)
H	Min. front swing radius (no offset)	ft-in (mm)	4-9 (1,488)	5-0 (1,517)
	Min. front swing radius (fully offset)	ft-in (mm)	3-8 (1,171)	3-9 (1,196)
I	Boom swing left	degrees	75	
J	Boom swing right	degrees	55	
	Bucket rotation	degrees	201	
	Arm rotation	degrees	126	
	Bucket tearout (power position)	lb (kN)	4,047 (18)	4,047 (18)
	Arm tearout	lb (kN)	2,271 (10.1)	2,046 (9.1)
	Slew speed	rpm	7.9	

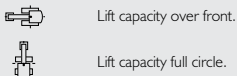
EQUIPMENT			EQUIPMENT		
Machine model	18Z-1	19C-1	Machine model	18Z-1	19C-1
<b>SERVICE AND MAINTENANCE</b>			<b>PROTECTION AND SAFETY</b>		
Beacon-ready kit	•	•	ROPS, TOPS & FOGS certified canopy	•	•
Single element air cleaner	•	•	ROPS & TOPS certified cab		+
500-hour dig end greasing intervals	•	•	Internal lockable toolbox	•	•
Grease gun & cartridge	+	+	Protected boom work light	•	•
Toolkit	+	+	2GO hydraulic isolation	•	•
Automatic glow plug			Cesar Data Tag (UK ONLY)	•	•
			Battery isolator (Europe)	•	•
<b>TRACKS AND UNDERCARRIAGE</b>			Rotating beacon	+	+
9 in short pitch rubber tracks	•	•	Seat belt engaged green beacon	+	+
Two speed tracking	•	•	LiveLink	+	+
Retractable undercarriage	•	•	Pin pad immobiliser	+	+
Extendable dozer blade	•	•	Key immobiliser	+	+
Heavy duty recoiled tracked tensioners	•	•	Polycarbonate front screen protection	•	•
9 in long pitch rubber tracks	+	+	Boom LED worklight & guard	+	+
9 in steel tracks	+	+	FOGS guard level I	•	+
Long dozer blade	+	+	White noise travel alarm	+	+
Auto kick-down track motors	+	+			
			<b>EXTERNAL EQUIPMENT</b>		
<b>OPERATOR STATION</b>			Standard arm (in)	34.7	34.7
LED worklights	+	+	Tie down points	•	•
Full audio visual warning systems	•	•	LED beacon	+	+
Full control isolation	•	•	Arm options (in)	43.3	43.3
12 volt power socket	•	•	Halogen work lights	+	+
ISO servo controls	•	•	Heavy duty kingpost	•	•
Static seat	•	•	Exterior mirrors	+	+
Electro-proportional thumb controlled dual flow auxiliary			Full bucket range	+	+
Dual patterned controls (ISO/SAE changeover)	+	+	Mechanical quick hitch	+	+
Fabric suspension seat		+	Hydraulic quick hitch		
Vinyl suspension seat	+	+	Thumb ready arm	+	+
LED interior lights		+			
Sun blind	+	+			
Fire extinguisher	+	+			
Track lever pedals	+	+			
Full radio kit		+			
<b>HYDRAULICS</b>			<b>STANDARD</b>	•	
Hydraulic slew travel lock	•	•	<b>OPTIONAL</b>	+	
Single acting auxiliary circuit	•	•			
Variable displacement pump	•	•			
Straight-line travel circuit	•	•			
ORFS hydraulics	•	•			
Quick release auxiliary couplers	•	•			
Double-acting auxiliaries	+	+			
Auxiliary vent					

**LIFT CAPACITIES – 9" (230 MM) RUBBER TRACKS, 70.9" (1,800 MM) BOOM, 43.3" (1,100 MM) ARM, NO BUCKET. 18Z-1**

Load Point	4'11" (1.5 m)			6'7" (2.0 m)			6'7" (2.0 m)			6'7" (2.0 m)			8'2" (2.5 m)			9'10" (3.0 m)			11'5" (3.5 m)			Capacity at maximum reach			Distance				
	Dozer Up	Dozer Down	Over Side	Dozer Up	Dozer Down	Over Side	Dozer Up	Dozer Down	Over Side	Dozer Up	Dozer Down	Over Side	Dozer Up	Dozer Down	Over Side	Dozer Up	Dozer Down	Over Side	Dozer Up	Dozer Down	Over Side	Dozer Up	Dozer Down	Over Side		ft-in (mm)			
Height	lb (kg)	lb (kg)	lb (kg)	lb (kg)	lb (kg)	lb (kg)	lb (kg)	lb (kg)	lb (kg)	lb (kg)	lb (kg)	lb (kg)	lb (kg)	lb (kg)	lb (kg)	lb (kg)	lb (kg)	lb (kg)	lb (kg)	lb (kg)	lb (kg)	lb (kg)	lb (kg)	lb (kg)	lb (kg)	ft-in (mm)			
8-2 (2.5)	853 (387)	362 (164)	877 (398)	670 (304)	741 (336)	342 (155)	690 (313)	774 (351)																664 (301)	617 (280)	763 (346)	306 (139)	8-10 (2,690)	
6-7 (2)	836 (379)	351 (159)	860 (390)	725 (329)	730 (331)	562 (255)	686 (311)	694 (315)	481 (218)	254 (115)	540 (245)														481 (218)	467 (212)	926 (420)	254 (115)	9-1 (3,000)
4-11 (1.5)	802 (364)	333 (151)	825 (374)	939 (426)	844 (383)	315 (143)	816 (370)	882(400)	487 (221)	236 (107)	567 (257)	851 (386)													386 (175)	381 (173)	791 (359)	192 (87)	10-10 (3,300)
3-3 (1)	1,656 (751)	672 (305)	1,823 (827)	2,094 (950)	996 (452)	408 (185)	1,179 (535)	1,369 (621)	646 (293)	300 (136)	615 (279)	1,085 (492)	580 (263)	214 (97)	474 (215)	935 (424)	448 (203)	176 (80)	375 (170)	802 (364)	448 (203)	375 (170)	802 (364)	176 (80)	11-6 (3,500)				
1-8 (0.5)	1,574 (714)	456 (207)	1,166 (529)	2,152 (976)	1,085 (492)	368 (167)	831 (377)	1,636 (742)	708 (321)	271 (123)	615 (279)	1,190 (540)	481 (218)	220 (100)	476 (216)	963 (437)	439 (199)	163 (74)	368 (167)	767 (348)	439 (199)	368 (167)	767 (348)	163 (74)	11-6 (3,500)				
0-0 (0)	1,010 (458)	377 (171)	983 (446)	2,055 (932)	787 (357)	322 (146)	772 (350)	1,616 (733)	884 (401)	220 (100)	534 (242)	1,193 (541)	445 (202)	209 (95)	430 (195)	906 (411)									375 (170)	364 (165)	730 (331)	168(76)	11-2 (3,400)
-2-4 (-0.5)	1,356 (615)	355 (161)	966 (438)	1,841 (835)	721 (327)	276 (125)	692 (314)	1,391 (631)	604 (274)	218 (99)	531 (241)	1,067 (484)	434 (197)	220 (100)	434 (197)	791 (359)									395 (179)	425 (193)	688 (312)	190 (86)	10-8 (3,250)
-4-9 (-1)	864 (392)	461 (209)	886 (402)	1,512 (686)	580 (263)	276 (125)	633 (287)	1,224 (555)	467 (212)	234 (106)	487 (221)	888 (403)	403 (183)	203 (92)	432 (196)	657 (298)									403 (183)	432 (196)	657 (298)	203 (92)	9-10 (3,000)
-5-1 (-1.5)	873 (396)	472 (214)	895 (406)	1,023 (464)	593 (269)	282 (128)	644 (292)	844 (383)	593 (269)																520 (236)	562 (255)	754 (342)	251 (114)	7-3 (2,200)

**LIFT CAPACITIES – 9" (230 MM) RUBBER TRACKS, 70.9" (1,800 MM) BOOM, 43.3" (1,100 MM) ARM, NO BUCKET. 19C-1**

Load Point	4'11" (1.5 m)			6'7" (2.0 m)			6'7" (2.0 m)			8'2" (2.5 m)			9'10" (3.0 m)			Capacity at maximum reach			Distance							
	Dozer Up	Dozer Down	Over Side	Dozer Up	Dozer Down	Over Side	Dozer Up	Dozer Down	Over Side	Dozer Up	Dozer Down	Over Side	Dozer Up	Dozer Down	Over Side	Dozer Up	Dozer Down	Over Side		Dozer Up	Dozer Down	Over Side	ft-in (mm)			
Height	lb (kg)	lb (kg)	lb (kg)	lb (kg)	lb (kg)	lb (kg)	lb (kg)	lb (kg)	lb (kg)	lb (kg)	lb (kg)	lb (kg)	lb (kg)	lb (kg)	lb (kg)	lb (kg)	lb (kg)	lb (kg)	lb (kg)	lb (kg)	lb (kg)	lb (kg)	lb (kg)	lb (kg)	lb (kg)	ft-in (mm)
8-2 (2.5)										884 (401)	595 (270)	891 (404)	926 (420)							884 (401)	595 (270)	891 (404)	926 (420)		8-2 (2,500)	
6-7 (2)										820 (372)	800 (363)	829 (376)	873 (396)	891 (404)	494 (224)	864 (392)	908 (412)	891 (404)	494 (224)	864 (392)	908 (412)				9-10 (3,000)	
4-11 (1.5)					1,025 (465)	968 (439)	1,056 (479)	1,116 (506)	952 (432)	613 (278)	981 (445)	1,014 (460)	877 (398)	465 (211)	875 (397)	919 (417)	809 (367)	414 (188)	818 (371)	869 (394)					10-8 (3,250)	
3-3 (1)	2,077 (942)	1,093 (496)	2,099 (952)	2,176 (987)	1,539 (698)	838 (380)	1,530 (694)	1,614 (732)	1,151 (522)	617 (280)	1,155 (524)	1,213 (550)	948 (430)	503 (228)	948 (430)	994 (451)	653 (296)	412 (187)	697 (316)	873 (396)					11-2 (3,400)	
1-8 (0.5)	1,583 (718)	977 (443)	1,689 (766)	2,172 (985)	1,321 (599)	767 (348)	1,360 (617)	1,777 (806)	963 (437)	606 (275)	977 (443)	1,290 (585)	756 (343)	472 (214)	800 (363)	1,014 (460)	631 (286)	421 (191)	668 (303)	833 (378)					10-10 (3,300)	
0-0 (0)	1,852 (840)	1,021 (463)	1,989 (902)	1,951 (885)	1,263 (573)	769 (349)	1,281 (581)	1,660 (753)	959 (435)	593 (269)	990 (449)	1,292 (586)	763 (346)	474 (215)	763 (346)	963 (437)	763 (346)	417 (189)	796 (361)	800 (363)					10-10 (3,300)	
-2-4 (-0.5)	1,887 (856)	904 (410)	1,761 (799)	1,808 (820)	1,415 (642)	675 (306)	1,336 (606)	1,398 (634)	1,113 (505)	569 (258)	996 (452)	1,021 (463)	849 (385)	450 (204)	761 (345)	761 (345)	712 (323)	434 (197)	690 (313)	701 (318)					10-8 (3,250)	
-4-9 (-1)	1,358 (616)	888 (403)	1,473 (668)	1,473 (668)	1,122 (509)	666 (302)	1,142 (518)	1,142 (518)	844 (383)	553 (251)	820 (372)									653 (296)	509 (231)	650 (295)	648 (294)		9-6 (2,900)	
-5-1 (-1.5)					888 (403)	657 (298)	911 (413)	679 (308)												728 (330)	556 (252)	745 (338)	556 (252)		7-4 (2,230)	



**Notes:**

1. Lifting capacities are based on ISO 10567, that is: 75% of minimum tipping load or 87% of hydraulic lift capacity, whichever is the less. Lifting capacities marked\* are based on hydraulic capacity.
2. Lift capacities assume that the machine is on firm level ground and equipped with an approved lifting point.
3. A bucket must be fitted when lifting, the weight of this bucket must be deducted from the above lift capacities.
4. Lift capacities may be limited by local regulations. Please refer to your dealer.



**ONE COMPANY, MORE THAN 300 MACHINES.**

**Mini Excavator 18Z-1/19C-1**

Transport weight: 3,691 lb - 4,042 lb (1,479 - 1,868 kg) Net engine power: 21.9 hp (16.3 kW)

**JCB North America**

2000 Bamford Blvd., Pooler, Georgia, 31322 Tel: (912) 447-2000

Download the very latest information on this product range at [www.jcb.com](http://www.jcb.com)

JCB inc. All rights reserved. No part of this publication may be reproduced, stored in a retrieval system, or transmitted in any form or by any other means, electronic, mechanical, photocopying or otherwise, without prior permission from JCB inc. All references in this publication to operating weights, sizes, capacities and other performance measurements are provided for guidance only and may vary dependant upon the exact specification of machine. They should not therefore be relied upon in relation to suitability for a particular application. Guidance and advice should always be sought from your JCB Dealer. JCB reserves the right to change specifications without notice. Illustrations and specifications shown may include optional equipment and accessories. The JCB logo is a registered trademark of J C Bamford Excavators Ltd.

Your nearest JCB Dealer

