

RS-3 LIGHTNING REAR STEER®



LIFT, LOAD, AND DRIVE WITHOUT LEAVING YOUR SEAT

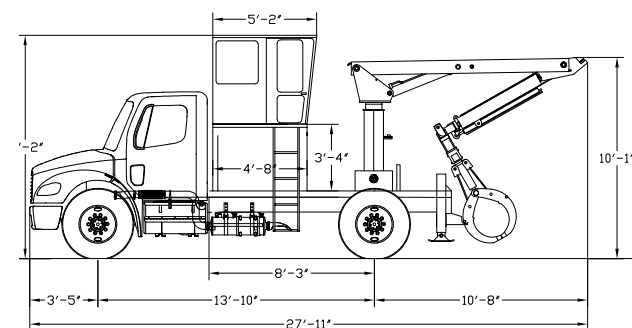
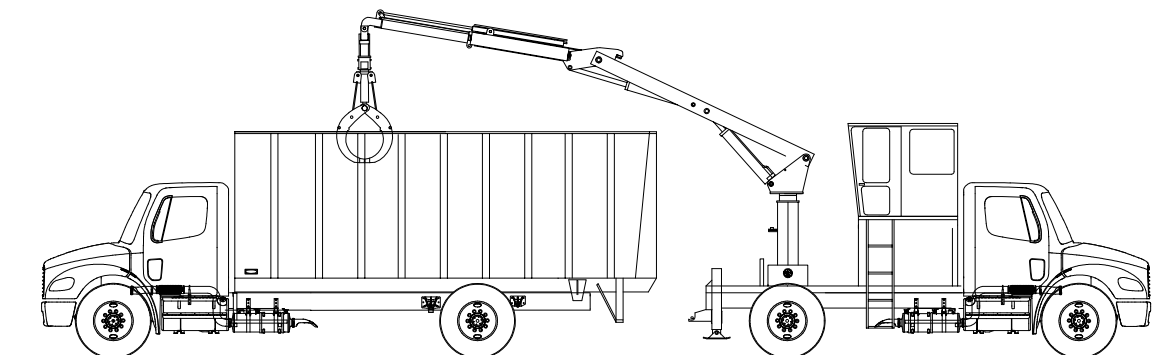
It only takes one man to drive, lift, and load 7,000 lbs., and he never has to leave the climate-controlled cab. The maneuverable RS-3 is a rare breed, letting you get the job done faster and safer.

- 🔧 **Work in Comfort**
Drive and operate without leaving the upper HVAC cab
- 🔧 **Reduce Windshield Time**
The RS-3 works on route while haul trucks remove waste
- 🔧 **Get it Done Fast**
Counterweights and suspension locks minimize the need for outriggers



American born. American made.
Efficient, dependable operations for secure solid waste removal. Revolutionizing grapple trucks since 1957 and home to the original, industry-defining Lightning Loader®.

WE BUILD LEGENDS.

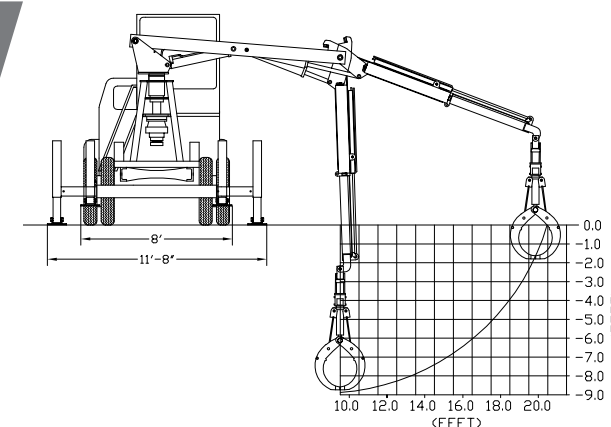


SYSTEM DESCRIPTION:

The RS-3 is a loader mounted to a chassis with a short wheel base. From the upper cab, the operator can drive the RS-3 and load waste into a separate haul truck. Most loading operations do not require outriggers (see load chart).

CHASSIS REQUIREMENTS:

Because of the unique nature of this unit, there are very specific chassis requirements. Please contact Petersen for a complete list.



CONTROL OPTIONS:

Single Electronic Joystick

A single electronic joystick operates loader functions. These controls are also fully proportional and have preprogrammed ramp rates to reduce wear on loader.

Dual Mechanical Joysticks

Two mechanical joysticks operate loader functions. These controls are fully proportional; allowing for minute adjustments. Joysticks are connected to valve banks via mechanical linkages.



SCAN TO
LEARN MORE

4000 SR 60 West
Lake Wales, FL 33859
1.800.930.LOAD (5623)

LIGHTNING LOADER®
PETERSEN
INDUSTRIES

PETERSENIND.COM
Contact Us Today To Learn More