

MAKE	MODEL	BASE PRICE
DURAMAG	TB08184-AL	\$6,057.50
	TB08190-AL	\$6,057.50
	TB081104-AL	\$6,530.00
	TB094104-AL	\$6,908.75



ALUMINUM BODIES FOR ALL APPLICATIONS. MADE IN THE USA.



FLATBED BODIES: PICKUP DELETES & CAB CHASSIS

DISTRIBUTED BY:

The DuraMag® Flatbed has ultimate flexibility.

You can add: Hoists for dumping, rack sides to restrain cargo, sideboards to fully enclose the sides and back, tarps, tool boxes (underbody and topside), D-rings for securing cargo, rear diamond plate aprons to dress it up a bit or additional headboard lights and strobes. The possibilities are limitless—and they all start with an economical base body that will outlast your truck.

Just need a basic replacement bed? The DuraMag® pickup delete is a favorite replacement body for rusted or damaged pickup beds. Great looks and function at an affordable price.

STANDARD FEATURES


- All Aluminum (6000 Series) Box Tube Construction
- Heavy 2" x 3" Long Sills (6000 Series)
- 24" OC Cross Members 2" x 3" (6000 Series)
- Premium G-tube Perimeter Frame (6000 Series)
- Extruded Aluminum Flooring (Tongue and Groove - 6000 Series)
- Extruded Aluminum Headboard with Glide Track for easy on/off Accessories
- LED Lights Fully Pre-wired Inside Box Tube
- Stake Pockets & Rub Rail (Both Side & Rear)



Tapered Headboard



*Accessory Glide Track
(Standard in Every Flatbed Headboard)*



Extruded Aluminum Flooring



*Rear Light - Underside
(No Exposed Wiring)*

OPTIONS



Cantilever Rack with PT Flooring



Cantilever Rack with Aluminum Flooring




Lighted Headboard



Apitong Wood Floor



16" Removable Sideboards



Inboard Stake Pockets



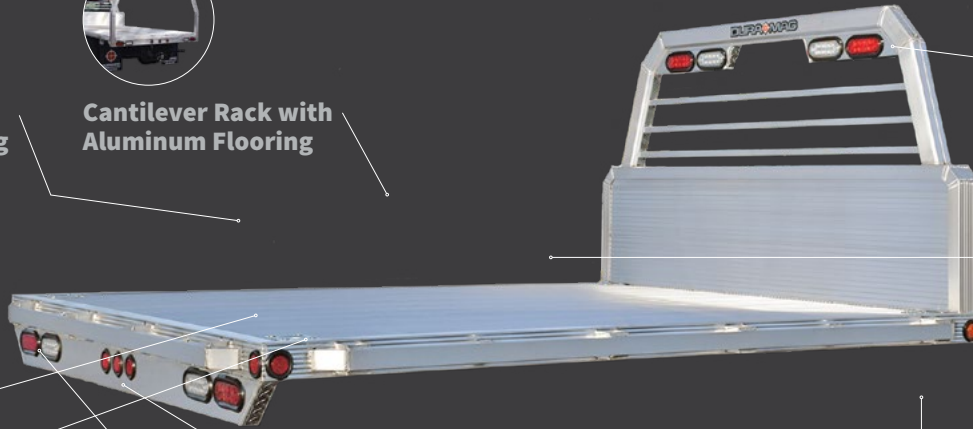
6" Oval Stop, Tail, Turn, Backup & Strobe Lights



Cast Aluminum License Plate Holder



Toolboxes: Underbody & Topside



PICKUP DELETE

Model*	Deck (W x L)	DuraMag Aluminum Weight (lbs)	Typical Steel Weight (lbs)	% Lighter Than Steel
TB08407	81" x 84"	328	489	33%
TB08485	81" x 102"	350	594	41%
TB09785	92" x 102"	398	674	41%
TB10185	97" x 102"	419	711	41%
TB10107	97" x 84"	392	586	33%

CAB CHASSIS

Model*	Deck (w x L)	DuraMag Aluminum Weight (lbs)	Typical Steel Weight (lbs)	% Lighter Than Steel
TB08495	81" x 114"	372	709	48%
TB09795	92" x 114"	422	802	47%
TB10195	97" x 114"	445	855	48%
TB09711	92" x 132"	489	912	46%
TB10111	97" x 132"	516	1,012	49%
TB09712	92" x 144"	534	1,024	48%
TB10112	97" x 144"	563	1,072	47%

*Some model dimensions may differ slightly dependent on year, make or model of the truck. All specifications subject to change without notice.