



Heil DuraPack Python Full-Eject Automated Side Loader-24 Cubic Yard

ALL ITEMS FACTORY INSTALLED UNLESS OTHERWISE INDICATED

Base Body

Body floor – 3/16” AR 400, 184,000 psi; flat floor design with interlaced subframe
Body sides-8 gauge, 80,000 psi
Body roof- 8 gauge, 80,000 psi
Hopper floor-1/4”AR 400,184,000
Packer blade-1/4,184,000
Body width-96”
Body height-98” above chassis rail
Hopper size-5 cubic yard
Packer cycle time-14 seconds
Arm Cycle time-8 seconds
Compaction ratio-800-900 lbs. per cubic yard
Pack cylinders
Hydraulic pump - 44 GPM total
System Pressure – 2,500 psi
Return line oil filter 3 micron
In-cab filter bypass monitor
One (1) year body warranty
Two (2) year arm structural warranty
Factory mounting
Operate in gear at IDLE front mount tandem Vane pump
Belt style grabbers for 65/95 gallon carts
Hopper and lift work lights
Multi-function Smart light system with full body LED lights
Hopper hood
Sump door side chutes
Remote ground level packer lube
Three camera system ; rear, hopper, and left side viewing
Cortex controller with in-sight diagnostic display
Body undercoating
Auto Lift Feature
Select-O-Pack
Rear mudflaps
Incoming freight and service



a **DOVER** company

WE NEVER STOP WORKING FOR YOU

DuraPack® Python®
High-Compaction Automated Side Loader



**Environmental
Solutions Group®**

a **DOVER** company

Durable. Fast. Smooth.

www.Heil.com

DuraPack® Python®

Durable. Fast. Smooth.

The **DuraPack Python** automated side loader combines two proven products in one high-performance package. The **DuraPack** body, which is famous for its toughness and productivity, and the patented **Python** automated arm, which is one of the fastest, smoothest, and longest-lasting lift arm.

With one of the fastest lift cycle times in the refuse industry, the **DuraPack Python** will save time on route that can equate to fiscal savings of more than \$15,000 per truck every year! The **Python** lift arm has an eight-second lift cycle that can save up to four seconds per stop, and up to one hour per day when compared to the competition. The **DuraPack** bodies' follower panel enables continuous dumping during the pack cycle to prevent the operator from having to wait on the packer panel to finish the pack cycle before dumping another cart. The twin-packing cylinders also deliver outstanding payloads and can collect more homes with fewer trips to the disposal site.

Able to lift up to 800 pounds, the **Python** lift arm features cushioned cylinders for action that's as smooth as a snake, saving wear and tear on the lift arm and the chassis. The unique **Python** lift geometry also prevents spillage and enables the arm to consistently return carts with the lids closed.

The **DuraPack Python** features the Heil® **DuraPack** body, which includes a fully welded, interlaced subframe. With formed channels for extra strength, high tensile strength steel to maximize performance at a minimum weight, and full welding for superior resistance to corrosion and cracking, the **DuraPack Python** is a sturdy package with the stamina to absorb years of tough hauling.

We back all **Heil** units with a worldwide network of knowledgeable dealers and service centers, as well as the industry's first dedicated manufacturer-based training facility and mobile training centers, to help you keep your **DuraPack Python** operating at its peak. Add to that the **Heil** brand's century-old heritage of commitment to robust quality and customer satisfaction, and you can feel certain that when you choose a **DuraPack Python** you are getting the most productive and durable refuse collection vehicle available.

The Heil® DuraPack® Python®

Design, performance and reliability that works for YOU.



Add 3rd Eye® Digital Packages

Connect for service verification, body/chassis data, fuel tax reporting, and route management. Includes factory installed 3rd Eye Mobile, with the ability to connect up to eight cameras.



Add 3rd Eye® Collision Avoidance Radar

3rd Eye family of Integrated Collision Avoidance Radar Systems protects both your drivers, your assets, and those in close proximity to your vehicle, using existing 3rd Eye Mobile camera cables.



Add CNrG® Tailgate

The lower profile, fully integrated CNrG tailgate fuel delivery system will revolutionize the way you use CNG garbage trucks.



Add Integrated Lift Camera & Light

This integrated package provides the operator an exceptional view of the lift and surrounding environment.

Smarter By Design, With Loyalty Built In

The DuraPack® Python® was specifically designed to maximize your efficiency on daily collection routes.

DuraPack® Python®

Reliable Automated Side Loader Performance

+ OPTIMIZED BODY WEIGHT

The **DuraPack Python** is brilliantly designed to have an optimized weight, without sacrificing strength and durability. The result is a perfect combination of dependability and increased payload. Greater route productivity delivers the lowest Total Cost of Collection (TCC).

+ HIGH COMPACTION BODY

High tensile strength steel withstands the exceptional forces of the compaction cycle, ensuring maximum payloads, and fewer trips to the disposal site.

+ EXCEPTIONAL REACH AND LIFT

The patented automated **Python** arm can reach up to nine feet to go where other automated arms cannot. Able to lift up to up to 800 pounds, the **Python** arm features cushioned cylinders for smooth action, saving wear and tear on both the lift arm and the chassis. The **Python** arm's unique lift geometry enables the arm to consistently return carts with the lids closed.

+ ON-BOARD DIAGNOSTIC TOOLS

Quickly and easily diagnose problems away from outside hazards and weather. On-board diagnostic tools make troubleshooting a breeze.

+ TOUGH TAILGATE

The **DuraPack Python** tailgate is reinforced to prevent buckling and features a 60" seal to keep liquids inside the body where they belong.

+ SHUR-LOCK™ TAILGATE

The Heil® in-cab operated tailgate locking system not only keeps payloads secure but also enables the operator to unlock and open the tailgate to discharge the payload from the safety and comfort of the cab. Reflective indicator tags, visible from the cab's mirrors, confirm when the tailgate is sealed.

+ REMOTE CONTROLLER WITH IN-SIGHT™ DISPLAY

The "brain" of our system is the rugged mobile controller. This brilliant innovation provides unbeatable intelligence and precise control. Placing the mobile controller in a protected location gives us the intelligence we need and the durability our customers demand. This results in less downtime, ease of service, and unmatched simplicity of operation.

+ DURAMOUNT DESIGN

The **Heil** DuraMount Design, used to mount the lift to the chassis frame, reduces the potential for bolt fatigue, and provides Service Smart bolt access for easy maintenance.

Discover What Sets The DuraPack® Python® Apart




PYTHON® AUTOMATED LIFT

With one of the fastest lift-cycle times in the refuse industry, the **DuraPack Python** will save time on route that can equate to fiscal savings of more than \$15,000 per truck every year! The **Python** lift arm's nine-foot reach can slither between cars and other obstacles, making even the most difficult pick-ups possible.




JOYSTICK CAB CONTROLS

Reliable, ergonomic joystick controls deliver smoother performance and enhanced usability. With the Auto-Lift system, the operator can reach, grab, lift, dump, and return the arm to the stowed position using only the joystick and 2 buttons.



SUPERIOR GRABBER GEARS

Made from specially formulated high-strength alloy steel, the **Python** lift arm's superior hardened grabber gears virtually eliminate gear wear. The gears are splined to the grabber shafts and can be cycled up to 1,000,000 times with little evidence of wear.



DURABILITY AND LONGEVITY

Our exclusive, fully welded, interlaced subframe provides exceptional longevity, while resisting abrasion, corrosion, and salt damage. The body is constructed of 7-8 ga. high tensile strength steel, while the hopper features 1/4" thick AR400 steel on the floor, and 3/16" thick AR400 steel on the sides for superior strength and durability.

Smarter By Design, With Loyalty Built In

The DuraPack® Python® was specifically designed to maximize your efficiency on daily collection routes.

Performance Specifications	
Lift Capacity	Up to 800 lbs.
Lift Cycle Time*	8 seconds
Lift Reach	9 ft.
Compaction	Up to 900 lbs. per yd³
Working RPM	800 (operate-in-gear-at-idle)
* Complete cycle time defined as grip, dump, return and release	

Cylinder Specifications			
Body Cylinders	Type	Bore x Stroke	
Tailgate Raise	(2) Double acting	in.	3.0 x 35
		mm	76 x 889
Packer Panel	(2) Double acting	in	5.5 x 6.3
		mm	140 x 1,600
Packer/Ejector (Eject Model)	(2) Double Acting	in.	(26) 5.5 x 141
			(28) 5.5 x 151
			(33) 5.5 x 181
		mm	(26) 140 x 3581
			(28) 140 x 3835
			(33) 140 x 4597
Tailgate Locking	(2) Double Acting	in.	3.0 x 3.625
		mm	76 x 92
Lift Cylinders			
Reach	(1) Double Acting	in.	3.1 x 16.0
		mm	80 x 406
Grab	(1) Double Acting	in.	3.1 x 8.0
		mm	80 x 203
Lift	(1) Double Acting	in.	3.1 x 16.0
		mm	80 x 406

Hydraulic Specifications	
PUMP	Operate-In-Gear-At-Idle (standard)
Type	Tandem Vane
Maximum Operating Pressure	2,500 psi (17,238kPa)
Working RPM	800 RPM approx.
Flow at Working RPM	28 GPM (106 LPM) approx.
OIL RESERVOIR	Chassis frame mounted
Gross Capacity	50 gallons (190 liters)
Filters	Return line 3 micron, 140 micron suction strainer
VALVES	
Packing Control	Electric, push button operated
Tailgate	Air operated toggle
Tailgate Locking	
Body Raise	

Typical Chassis Configuration*		22 yd³	24 yd³	26 yd³	28 yd³	33 yd³
Min. GWWR		52,000	52,000	56,000	58,000	62,000
Min. GAWR	Front	18,000	18,000	18,000	18,000	18,000
	Rear	34,000	34,000	38,000	40,000	44,000
Usable CT		in.	180 ± 3	192 ± 3	180 ± 3	192 ± 3
C.O.E. Wheelbase		in.	203 ± 3	215 ± 3	203 ± 3	215 ± 3
Conventional Cab Wheelbase		in.	248 ± 3	260 ± 3	248 ± 3	260 ± 3
Min. Platform	eject	in.	250	264	250	264
* Additional Requirements						
• 425 ft.-lbs. required engine torque at pump shaft at idle.						
• Neutral signal, brake signal, and R-stator signal dedicated for body builder use in cab.						
• 130 amp alternator - minimum.						

Body Specifications		22 yd³	24 yd³	26 yd³	28 yd³	33 yd³
Body Capacity	yd³	22	24	26	28	33
	m3	16.8	18.3	19.3	21.4	25.2
Hopper Capacity	yd³	4.7	4.7	4.7	4.7	4.7
	m3	3.6	3.6	3.6	3.6	3.6
Overall Length	in.	268	278	287	297	332
	mm	6,807	7,061	7,290	7,543	8,433
Overall Length (Tailgate Raised)	in.	345	357	345	357	395
	mm	8,763	9,068	8,763	9,068	10,033
Overall Width	in.	96	96	96	96	96
	mm	2,438	2,438	2,438	2,438	2,438
Overall Height Above Frame	body lowered	in.	103	103	103	103
		mm	2,616	2,616	2,616	2,616
	body raised	in.	190	190	190	190
		mm	4,826	4,826	4,826	4,826
	tailgate raised	in.	180	180	180	180
		mm	4,560	4,560	4,560	4,560
Gross Weight (Route Ready)		lbs.	16,000	16,200	16,300	16,700
		kg	7,260	7,350	7,400	7,580

Automated Lift Specifications	
Lift Load Capacity	Up to 800 lbs.
Cycle Time	8 seconds @ idle
Reach	9'
Ground Clearance	20 in. from ground to bottom of grabber arms (based on a 42 in. chassis rail height)
Weight*	1,850 lbs. approximate
Controls	Joystick, air over hydraulic with feathering ability
* Weight includes standard 60/90 gallon grabbers	

All designs, specifications, and components are subject to change at the manufacturer's sole discretion at any time without notice. Data published herein is for information purposes only and shall not be construed to warrant suitability of the unit for any particular purpose, as performance may vary with the conditions encountered. The only warranty is our standard written Warranty Statement for this product at the time of shipment.



WE NEVER STOP WORKING FOR YOU

DuraPack[®] Python[®]
Automated Side Loader.



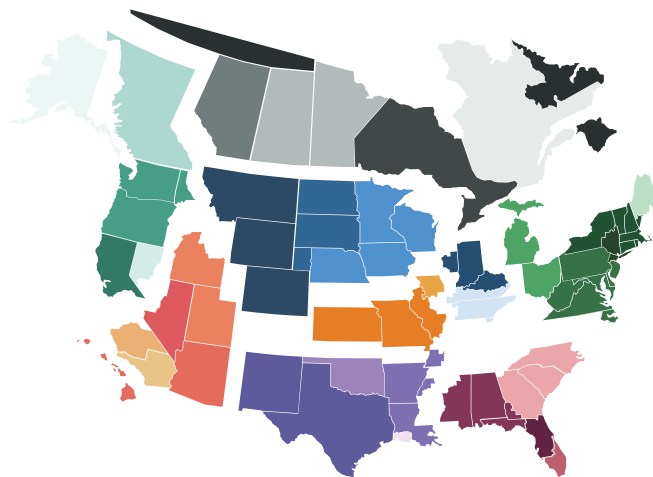
EXPEDITE THE PURCHASE OF YOUR HEIL[®] UNIT THROUGH SOURCEWELL

Sourcewell Cooperative Purchasing Program has awarded Heil a nationally bid contract for "Solid Waste and Recycling Collection Equipment with Related Equipment, Accessories, and Supplies." Through the Heil contract, Sourcewell members can purchase any of the Heil line of refuse and recycling equipment, including front-loading, side-loading, and rear-loading refuse collection vehicles, without having to create an RFP and send the project through a time-consuming duplicate bid process. By using the existing nationally bid contract, members can receive the products they need more quickly and cost effectively. Best of all, Sourcewell membership is free! Qualified agencies can join online via the Sourcewell purchasing website at www.sourcewell-mn.gov. To find out more about purchasing Heil equipment via the Sourcewell contract, please contact your local Heil Dealer at www.heil.com/dealers.



TRUST HEIL[®] CERTIFIED OEM PARTS

Heil Certified OEM parts are the most reliable replacement parts for Heil refuse collection vehicles. They're made following the exact specifications and production processes on the same assembly lines as the parts originally installed on the bodies. This means that they fit perfectly every time. Heil uses only the highest-quality materials for parts that last - minimizing costly downtime. For more information on parts, contact your Heil dealer. Visit: www.heil.com/dealers to find the dealer nearest you.



RELY ON EXPERIENCED LOCAL SUPPORT

When you buy from Heil, you gain the aftermarket support of the industry's strongest network of dealers in North America. We stand behind our dealers, so you get the product support you need for the life of your products. Our dealers are also trained to help you find the best product for your particular route needs. To find the Heil dealer nearest you, visit: www.heil.com/dealers.



All Heil products are Connected Collections[™] ready. This is part of our vision, focused on helping fleet owners make better decisions, faster. For more information on ESG's Connected Collections, contact your local Heil dealer or visit us online at www.heil.com/connected-collections



COUNT ON THE LOWEST TCC

Helping you save money is our passion, and we apply tremendous resources to advance our product and service offerings to improve the profitability of your business and provide the lowest Total Cost of Collection and the maximum return on your investment. You can be confident that choosing Heil equipment brings a long-term partnership with the industry leader.



CONFIGURATION ASSISTANCE

Chassis layout drawings are available through your local Heil dealer. To find your dealer, visit www.heil.com/dealers.



INDUSTRY-LEADING TRAINING

Heil has completely revamped their training programs with the addition of both the Heil Service Shack[™] and our four-tiered Nexteligen[®] Connected-Tech Training Program. Now, customers can visit the Heil Service Shack on the Heil website to learn the latest techniques and view helpful service and training videos any time, as well as sign up for Connected-Tech courses to better train technicians on Heil Refuse Products. Ensure your shops are servicing your Heil products correctly; check out the Heil training offerings at www.heil.com/nexteligen.

www.heil.com     



a **DOVER** company

WE NEVER STOP WORKING FOR YOU

www.heil.com

Contact your Heil® authorized dealer: