

Technical sheet :

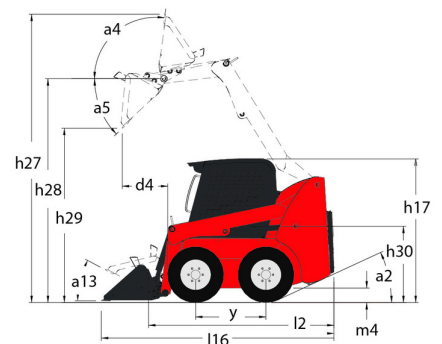
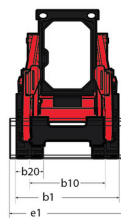
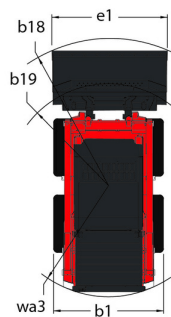
1050 R



 **MANITOU**
HANDLING YOUR WORLD

Capacities		Imperial
Rated Operating Capacity		1049 lb
Rated Operating Capacity with Optional Counterweight		1175 lb
Unladen weight		4200 lb
Weight and dimensions		
Overall Operating Height - Fully Raised	h27	140 in
Height to Hinge Pin - Fully Raised	h28	108 in
Overall Height to Top of ROPS	h17	70 in
Dump angle at full height	a5	42 °
Dump height	h29	84 in
Overall length with bucket	l16	114 in
Dump reach - Full height	r6	23 in
Rollback at ground	a13	29 °
Seat to ground height	h30	33 in
Wheelbase	y	34 in
Overall width less bucket	b1	48 in
Bucket Width	e1	55 in
Ground clearance	m4	6 in
Overall length - Less Bucket	l2	89 in
Departure angle	a2	26 °
Clearance Radius - Front with Bucket	b18	69 in
Clearance Circle - Front without Bucket	b19	44 in
Clearance Circle - Rear	wa1	54 in
Performances		
Travel speed (unladen)		6 mi/h
Wheels		
Standard tyres		27x8.5x15 HD
Engine		
Engine brand		Yanmar
Engine model		3TNV88C-KMS
Gross Power (kW)		25 kW
Net Power (kW)		25 kW
Max. torque / Engine rotation		80 ft/lbs / 2800 rpm
Battery		12 V
Alternator		40 kW
Starter (kW)		2 kW
Hydraulics		
Standard flow - Auxiliary hydraulics		15 US gpm
Auxiliary Hydraulic Pressure		2750 PSI
Tank capacities		
Fuel tank		10 US gal
Reservoir Capacity Hydraulics		8 US gal
Displacement		0.42 US gal
Noise and vibration		
Environmental noise (LwA)		101 dB
Noise at driving position (LpA)		80 dB
Whole-Body Vibration (ISO 2631-1)		0.81 m/s ²
Vibration to whole hand/arm		< 0.93 m/s ²

1050 R - Dimensional drawing



Equipment

—	
Integral Access Plate (removable)	Standard
Lifting function	
All-Tach® Attachment Mounting System	Standard
Auxiliary Hydraulics	Standard
Lighting	
Work Lights - Front and Rear	Standard
Motorization/Power	
Engine Block Heater	Standard
Operator station	
Cab Enclosure	Optional
Foot and Hand Throttles 2	Standard
Gehl T-Bar Controls	Standard
Hand/Foot Controls	Standard
Heating	Optional
High-Back Adjustable Seat	Standard
Horn	Optional
ROPS/FOPS Level II Overhead Guard	Standard
Sound Reduction Material	Standard
Suspension Seat - Mechanical	Optional
Other options	
Hydrostatic Drive - Servo	Standard
Selectable Self-Leveling Hydraulic Lift Action 4	Optional
Secondary functions	
Counterweight	Optional
Full Instrumentation	Standard
Security	
Anti-Vandalism Protection	Standard
Back-Up Alarm	Optional
Brake Control (Auto / Manual)	Standard
Hydraloc™ Safety System	Standard
Lift Arm Support Device	Standard
Operator Restraint Bar	Standard



Head Office

B.P. 249 - 430 rue de l'Aubinière

44150 Ancenis Cedex - France

Tel: +33 (0)2 40 09 10 11 - Fax: +33 (0)2 40 09 10 97

www.manitou.com



This publication provides a description of the configuration versions and options for Manitou products, which may differ for equipment. The equipment presented in this brochure may be part of a series, as an option, or it may not be available, depending on the versions. Manitou reserves the right, at any time and without notice, to amend the specifications described and represented. The specifications provided do not bind the manufacturer. For more details, please contact your Manitou agent. This is not a contractually binding document. The presentation of the products is not contractually binding. List of specifications non-exhaustive. The logos as well as the visual identity of the company are owned by Manitou and cannot be used without authorisation. All rights reserved. The photos and diagrams contained in this brochure are only provided for consultation and information purposes.

MANITOU BF SA - Limited company with board of directors - Share capital: 39,668,399 euros - 857 802 508 RCS Nantes