

Technical sheet :

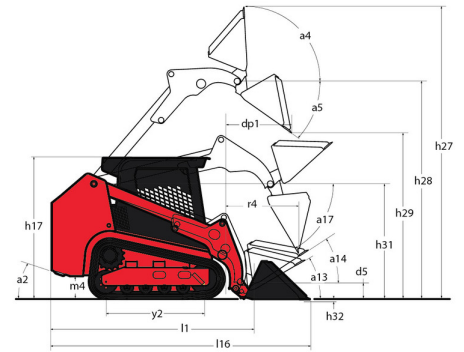
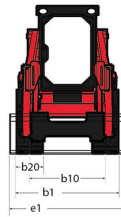
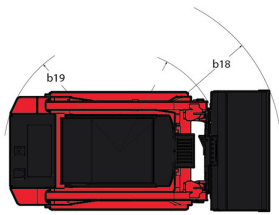
3200 VT



 **MANITOU**
HANDLING YOUR WORLD

Capacities		Imperial
Max. capacity	Q	9145 lb
Operating Weight		11612 lb
Operating Capacity at 35% Tipping Load		3201 lb
Operating Capacity At 50% Tipping Load		4572 lb
Tipping capacity		9145 lb
Weight and dimensions		
Overall Operating Height - Fully Raised	h27	169 in
Height to Hinge Pin – Fully Raised	h28	130 in
Reach - Fully Raised	dp1	40 in
Dump angle at full height	a5	41 °
Dump Height - Fully Raised	h29	100 in
Maximum Rollback Angle - Fully Raised	a4	90 °
Overall Height to Top of ROPS	h17	83 in
Overall length with bucket	l16	160 in
Departure angle	a2	24 °
Overall Length without Bucket	l1	128 in
Specified Height	h31	76 in
Reach at Specified Height	r4	30 in
Dump angle at specified height	a17	68 °
Maximum Rollback Angle at Ground	a13	31 °
Carry Position	d5	8 in
Maximum Rollback Angle at Carry Position	a14	31 °
Digging Position	h32	0.75 in
Angle of Departure with STD Counterweight		24 °
Ground clearance	m4	12 in
Track gauge	b10	52 in
Track Shoe Width	b20	18 in
Crawler base	y2	62 in
Overall width less bucket	b1	70 in
Bucket Width	e1	84 in
Clearance Radius - Front with Bucket	b18	96 in
Clearance Circle - Rear	wa1	74 in
Maximum rollback at specified height		64.50 °
Angle of Approach	a3	90 °
Grouser Height		1 in
Track Type / Track Rollers / Roller Type		Rubber / 5 / Steel
Performances		
Ground Speed - Single Speed		5 mi/h
Ground Speed - Two Speed		8 mi/h
Drawbar Pull/Traction Effort		12769 lb
Bucket Breakout - Tilt Cylinder		9903 lb
Bucket Breakout - Lift Cylinder		7491 lb
Engine		
Engine brand		Deutz
Engine model		TD 3.6 EPA Final
Motor Type		Axial Piston with Planetary Gear Box Reduction
Gross Power (kW) / Power		85 kW @ 2300 rpm
Net Power (kW) / Power		81 kW / 2300 rpm
Max. torque		317 ft/lbs
Battery		12 V
Cold Cranking Amps at Temperature (CCA)		950 A
Alternator - Voltage / Ampere		14 V / 95 A
Hydraulics		
Standard flow - Auxiliary hydraulics		27 US gpm
Tank capacities		
Oil Pan Capacity		2 US gal
Hydraulic tank capacity		17 US gal
Fuel tank		32 US gal
Coolant system capacity		5 US gal
Displacement / Number of cylinders		0.95 US gal / 4
Miscellaneous		
Ground Pressure		5 PSI

3200 VT - Dimensional drawing



Equipment

Lifting function	
All-Tach® Attachment Mounting System	Standard
Auxiliary Hydraulics	Standard
Electronic Attachment Control - 14-Pin Connector	Optional
High-Flow Auxiliary Hydraulics	Optional
IdealTrax™ Automatic Track Tensioning System	Standard
Power-A-Tach® Attachment Mounting System	Optional
Motorization/Power	
Combination Radiator & Hydraulic Oil Cooler	Standard
Dual-Element Air Cleaner with Indicator	Standard
ECO Mode	Standard
Elevated Planetary Final Drives	Standard
Glowplugs Starts Assist	Standard
Two-Speed Hydrostatic Drive System	Standard
Operator station	
Air suspension seat	Optional
Foot Throttle	Standard
Full-Suspension Seat	Standard
IdealAccess™ Fold-Up Door	Optional
Multi-Function Display Screen	Standard
Pressurized Cab Enclosure with A/C	Optional
Rearview Camera	Standard
ROPS/FOPS Level II Overhead Guard	Standard
Sliding Side Windows	Standard
Swing-out Cab Door	Standard
Other options	
Selectable Self-Leveling Hydraulic Lift Action 4	Optional
Pneumatics	
Rubber Track Undercarriage System	Standard
Single Flange Front/Dual Flange Rear Idlers	Standard
Secondary functions	
Counterweight	Standard
Dedicated Undercarriage	Standard
Security	
Anti-Vandalism Lock Provisions	Standard
Back-Up Alarm	Standard
Easy Manager	Standard
Engine Alert System with Error Display	Standard
Mechanical Lift Cylinder Lock	Standard
Tilt-out Foot Pod	Standard



Head Office

B.P. 249 - 430 rue de l'Aubinière

44150 Ancenis Cedex - France

Tel: +33 (0)2 40 09 10 11 - Fax: +33 (0)2 40 09 10 97

www.manitou.com



This publication provides a description of the configuration versions and options for Manitou products, which may differ for equipment. The equipment presented in this brochure may be part of a series, as an option, or it may not be available, depending on the versions. Manitou reserves the right, at any time and without notice, to amend the specifications described and represented. The specifications provided do not bind the manufacturer. For more details, please contact your Manitou agent. This is not a contractually binding document. The presentation of the products is not contractually binding. List of specifications non-exhaustive. The logos as well as the visual identity of the company are owned by Manitou and cannot be used without authorisation. All rights reserved. The photos and diagrams contained in this brochure are only provided for consultation and information purposes.

MANITOU BF SA - Limited company with board of directors - Share capital: 39,668,399 euros - 857 802 508 RCS Nantes