



8" Rotary Wellpoint Pump  
Model W8R-P404F.E22T- SE

Holland Pump Company  
Corporate Office: 7312 Westport Place  
West Palm Beach, FL 33413  
USA  
1-800-451-0769  
www.hollandpump.com

## PUMP SPECIFICATIONS

**Size:** 8" (200mm) Rotary Wellpoint Pump

**Pump:** LobePro SL266 or Volgelsang equal, Class 30 gray cast iron casing and smooth end cover

**Rated Capacities:** 1328 GPM (178) CFM @500 RPM

**Displacement:** 266 US gallons per 100 revolutions

**Working Pressure:** up to 70 psi (over 25 psi requires larger engine)

**Flange Connections:** 8" Raised Face ANSI, 150 lbs.

Flange connections included.

**Rated Speed:** 0 - 500 RPM. Consult factory for recommended operating speeds

**Rotors in:** Helix four wing rotors, NBR standard, other materials available on request

**Solids:** Handles up to 2.5" compressible soft solids

**Wet-Ends:** Gray Cast Iron

**Shaft Material:** Alloy Steel, AISI 4140

**Gear Material:** AGMA Class 8, SAE 1045

**Gear Chamber:** SAE 85W90 gear oil (3.0 quarts)

**Quench Chamber:** SAE 85W90 gear oil (3.5 quarts)

**Mechanical Seals:** Duronit vs. Duronit cartridge seal

**Vibration:** Pumps and motors operate at any point within their operating range without undue noise and vibration

**Top and Bottom Housing Segments:** Stainless steel 316. Segments adjustable based on wear. **Optional Equipment:** Site or DOT highway trailer, Instrument panel system with low vacuum shutdown system (LOV), automatic remote start/stop, HANS (Holland Automatic Notification System), sound enclosure.

## GEAR SPECIFICATIONS

**PTO Gear Reduction:** 3.75 to 1

**Gear oil:** SAE85W90 (1.3 Quarts)

## ENGINE SPECIFICATIONS

**Model:** Perkins 400 Series, 404F.E22T, Tier 4 Final

**Type:** 4 Cylinder, 4 Stroke, Turbo Charged, Liquid Cooled Diesel Engine

**Displacement:** 2.2L (137 cu.in.)

**Governor:** Electronic

**Lubrications:** Forced Circulation

**Air Cleaner:** Dry Type with Replaceable Element

**Lube Oil capacity:** 2.8 U.S. Gallons (10.6 L)

**Coolant Capacity:** 1.1 U.S. Gallons (4.2 L)

**Fuel Tank:** Integral 68 U.S. Gallon Capacity (#2 Diesel Fuel)

**Full Load Operating Time:** 68 Hours Minimum

**Starter:** 12 Volt, 2.0 kW

**Standard Features:** SAE Flywheel Housing and SAE Flywheel, Standard Instrument Panel: Engine Temperature and Low Oil Pressure with optional Gauge, Key Start, and Hour Meter

**Optional Features:** Site or DOT Highway Trailer, Automatic Remote Start/Stop, HANS (Holland Automatic Notification System), NEMA 4 Instrument Package Covering: Air Filter, Fuel Filter, Engine Temperature, Fuel Level, Engine Oil Pressure, Hour Meter, Amp Meter, Low Vacuum Shutdown

**Perkins Published Performance:** 35.6 HP (26.55kW) Continuous @ 1800 RPM

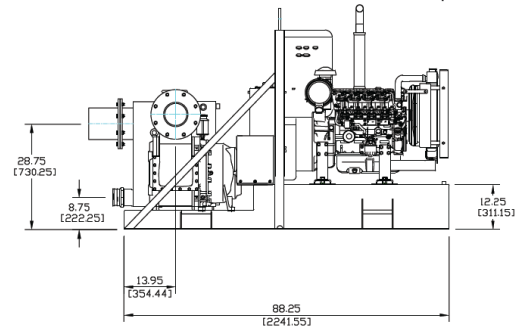
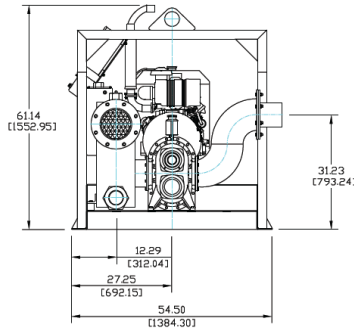
8" (200mm) Rotary Wellpoint Pump  
Model W8R-P404F.E22T- SE

Approximate Dimensions

Powered by Perkins 404F.E22T, Tier 4 Final

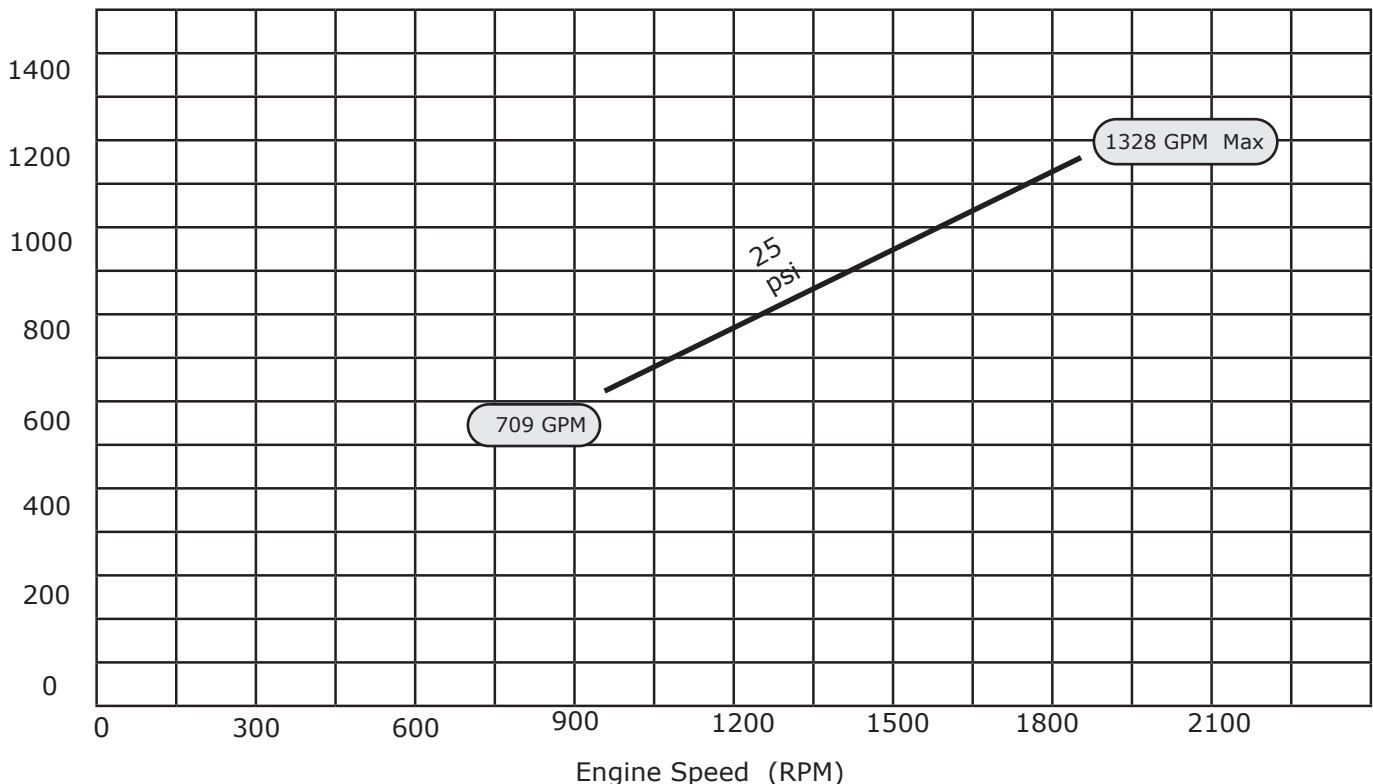
Skid Base

Net Weight (lbs) 4450  
Shipping Weight (lbs) 4550  
Export Crate Size (cu. ft) 197



U.S. Gallons  
Per Minute (GPM)  
1600

Performance Curve Model: 8" (200mm)  
Rotary Wellpoint Pump - W8R-P404F.E22T-SE



The above curve is based on pumping clear water at 62 degrees  
with no lift required and no restrictions in the discharge.

\* Measured in open area on concrete surface using Contractor Bureau test method.