

# RS-3 LIGHTNING REAR STEER®



## LIFT, LOAD, AND DRIVE WITHOUT LEAVING YOUR SEAT

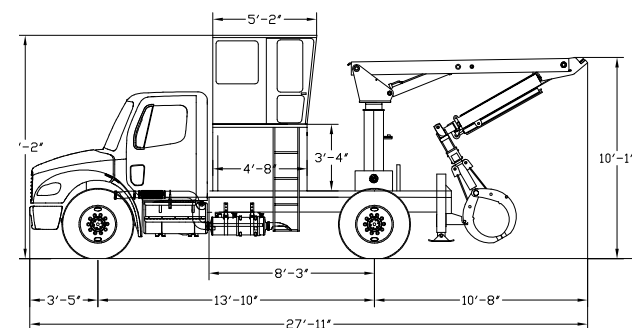
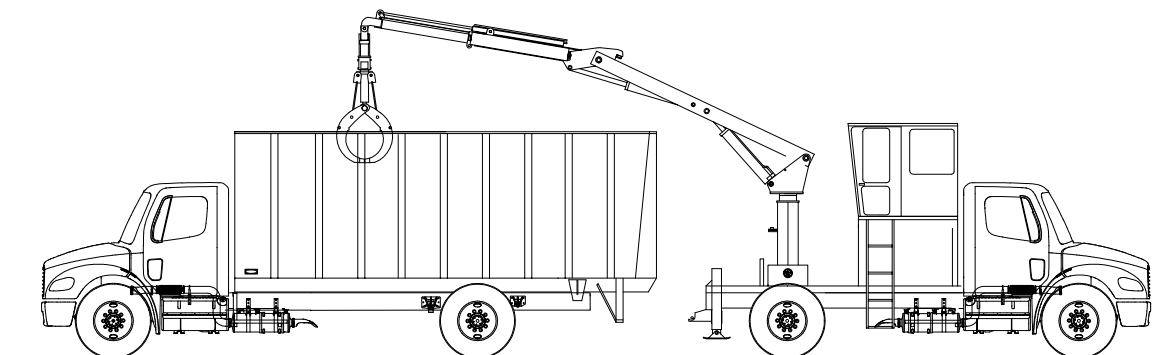
It only takes one man to drive, lift, and load 7,000 lbs., and he never has to leave the climate-controlled cab. The maneuverable RS-3 is a rare breed, letting you get the job done faster and safer.

- 🔧 **Work in Comfort**  
*Drive and operate without leaving the upper HVAC cab*
- 🔧 **Reduce Windshield Time**  
*The RS-3 works on route while haul trucks remove waste*
- 🔧 **Get it Done Fast**  
*Counterweights and suspension locks minimize the need for outriggers*



**American born. American made.**  
Efficient, dependable operations for secure solid waste removal. Revolutionizing grapple trucks since 1957 and home to the original, industry-defining Lightning Loader®.

**WE BUILD LEGENDS.**

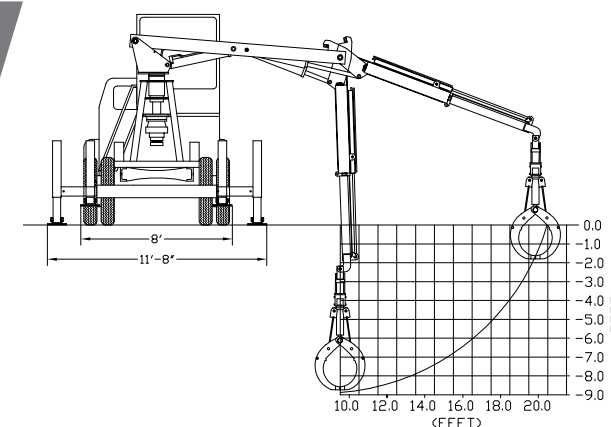


### SYSTEM DESCRIPTION:

The RS-3 is a loader mounted to a chassis with a short wheel base. From the upper cab, the operator can drive the RS-3 and load waste into a separate haul truck. Most loading operations do not require outriggers (see load chart).

### CHASSIS REQUIREMENTS:

Because of the unique nature of this unit, there are very specific chassis requirements. Please contact Petersen for a complete list.



### CONTROL OPTIONS:

#### Single Electronic Joystick

A single electronic joystick operates loader functions. These controls are also fully proportional and have preprogrammed ramp rates to reduce wear on loader.

#### Dual Mechanical Joysticks

Two mechanical joysticks operate loader functions. These controls are fully proportional; allowing for minute adjustments. Joysticks are connected to valve banks via mechanical linkages.



SCAN TO  
LEARN MORE

4000 SR 60 West  
Lake Wales, FL 33859  
**1.800.930.LOAD (5623)**

LIGHTNING LOADER®  
**PETERSEN**  
INDUSTRIES

**PETERSENIND.COM**  
Contact Us Today To Learn More