



GREENWORKS COMMERCIAL
2020 LOOKBOOK





*CU800 UTV

CONTENTS

GREENWORKS <small>COMMERCIAL</small>	
GREENWORKS TOOLS	1
TECHNOLOGY	8
CHARGERS & BATTERIES	14
STRING TRIMMERS	20
BLOWERS	36
HEDGE TRIMMERS	48
CHAINSAWS	58
MOWERS	72
WINCH, TILLER, SNOW THROWER	82
UTVS	92
ZERO-TURN MOWERS	98
LEASING	112

greenworks®	
CHARGERS & BATTERIES	116
STRING TRIMMERS	118
BLOWERS	124
HEDGE TRIMMERS	130
CHAINSAWS	136
MOWERS	142
POWER TOOLS	148
WARRANTIES	156



WHY GREENWORKS COMMERCIAL?

When you make a living with your tools, you demand tools you can rely on, day after day. Tools that deliver the power and performance you need.

Since 2002, Greenworks has been manufacturing rugged, powerful, professional-grade tools. With superior brushless motor technology and advanced lithium-ion battery power, our tools stand up to the toughest jobs, every single day.

While other brands were just dipping their toes in new, environmentally friendly technologies, Greenworks Commercial was busy trailblazing. We like to think we set the standard for pro-grade, battery-powered outdoor power equipment. In fact, we're the **ONLY** brand entirely focused on the design and manufacturing of battery-powered products.

Greenworks Commercial is also the **ONLY** brand with a full line of professional-grade, 100% battery-powered outdoor power equipment including blowers, chainsaws, string trimmers, hedge trimmers, pole saws, edgers, zero-turn mowers, lawn mowers, snow throwers, tillers, winches, and utility vehicles.

Our entire product line provides the power, performance, and runtime typical of gas-powered equipment, without the noise, hassle, or harmful emissions.

Commercial-grade power and performance with advanced battery technology. That's the Greenworks Commercial advantage!



WHAT'S THIS BATTERY THING ALL ABOUT?

At Greenworks, we think it's quite simple: outdoor power equipment powered by batteries instead of gas is a more environmentally conscious choice.

We've been manufacturing rugged, powerful, professional-grade tools for nearly 20 years, and we know commercial users demand powerful products that perform day after day. Our entire line of products provides the power, performance, and runtime typical of gas-powered equipment, without the noise, hassle, or harmful emissions. With superior brushless motor technology and advanced lithium-ion battery power, users can count on our tools for reliable power that stands up to the toughest jobs, every single day.

The market is changing every day, and battery-powered products are becoming more and more commonplace. We're proud of being ahead of the curve.

POWERFUL PERFORMANCE AND EXTREME RUNTIMES

Battery technology has come a long way, and our 82-volt lithium-ion batteries provide all the power, performance, and runtime typical of yesterday's gas-powered tools — without harmful emissions.

QUIET.

It's simple. Battery-powered tools are super quiet — up to 50% quieter than gas-powered tools. That means professional users can get to work early, even in environments with rigid noise restrictions.

COMPACT, LIGHTWEIGHT, AND EASY TO OPERATE

Engineered with ergonomic design and less weight, Greenworks Commercial battery-powered tools are comfortable to operate. They start with a simple push of a button or squeeze of a trigger, with no aggravating pull cords. Plus, brushless motor technology drastically reduces vibrations, and with fewer motor components, our tools are not only lighter and more compact, they're less tiring to operate, resulting in reduced user fatigue and a much easier work week.

NO GAS. NO OIL. NO MIXING. NO FUMES. NO EMISSIONS.

Our entire line of battery-powered tools has all the power, performance, and runtime typical of gas-powered tools, without the noise, hassle, or harmful emissions. No fluctuating fuel costs. No mixing oil and fuel. No spills, fumes, or mess.

NO HASSLES. NO WORRIES.

Say goodbye to pull-cords. All Greenworks Commercial products start with a simple push of a button or squeeze of a trigger, and freshly charged batteries are always ready to work. There's no need to buy and store fuel, and no mixing or mess. Plus, breathe easy with emission-free battery-powered tools.

LOW MAINTENANCE

Greenworks Commercial equipment requires less maintenance than traditional gas-powered equipment. There are no carburetors to service, no spark plugs or fuel lines to replace, no oil to change, and no air filters to clean. Battery-powered tools are always ready for the job, which means no downtime for users.

MAJOR COST SAVINGS AND RAPID RETURN ON INVESTMENT

There's always a cost to acquiring a new tool, but Greenworks Commercial equipment is a great investment that quickly pays for itself. Battery-powered equipment will save your business big bucks in fuel costs alone. Plus, fuel costs are constantly fluctuating, making it a serious hassle to budget for your business operating costs. With no fuel to purchase, battery products offer savings every day. Our brushless motors have fewer moving parts, a long lifecycle, and require virtually no maintenance, providing added cost savings. And finally, our batteries last — they retain power capacity even after 500 charges. And our multi-function batteries and chargers work with multiple tools, saving on overall battery costs.

*"Just **1** gas lawn mower is the pollution equivalent of **20** automobiles... Greenworks Commercial battery products are already at, or exceeding, gas-powered performance... why would anyone wait to convert to Greenworks Commercial battery-powered equipment?"*

— **Yin Chen**

Founder, Owner & Managing Director

RECYCLABLE BATTERIES

Our batteries have an exceptionally long life cycle. But, if you aren't already convinced that Greenworks Commercial tools are environmentally friendly, it's worth noting that once our batteries do reach the end of their life cycle, they're recyclable!



*At Greenworks, we have taken on a mindset that **EVERY DAY** is Earth Day.*

Newmarket, Ontario

- Sales & Marketing
- Support
- After-Sale Service

Seattle, Washington

- E-Commerce Sales

Mooreville, North Carolina

- Sales & Marketing
- Product Development
- Industrial Design
- Quality, Engineering, Distribution

Malmö, Sweden

- Sales & Marketing
- Product Management
- Supply Chain
- Finance

Jönköping, Sweden

- R & D Center

Moscow, Russia

- Sales

Chengzhou, Jiangsu

- Manufacturing
- R & D
- Design, Quality
- Sales Support

Shanghai, Jiangsu

- Finance & Logistics

Köln, Germany

- Sales

Hong Kong

- Sales Office

Haiphong City, Vietnam

- Manufacturing



1.2 MILLION + Units per month



1,000 + Patents



5,000 + Employees



300 + R & D Engineers



8 + Countries



2 + Manufacturing Sites

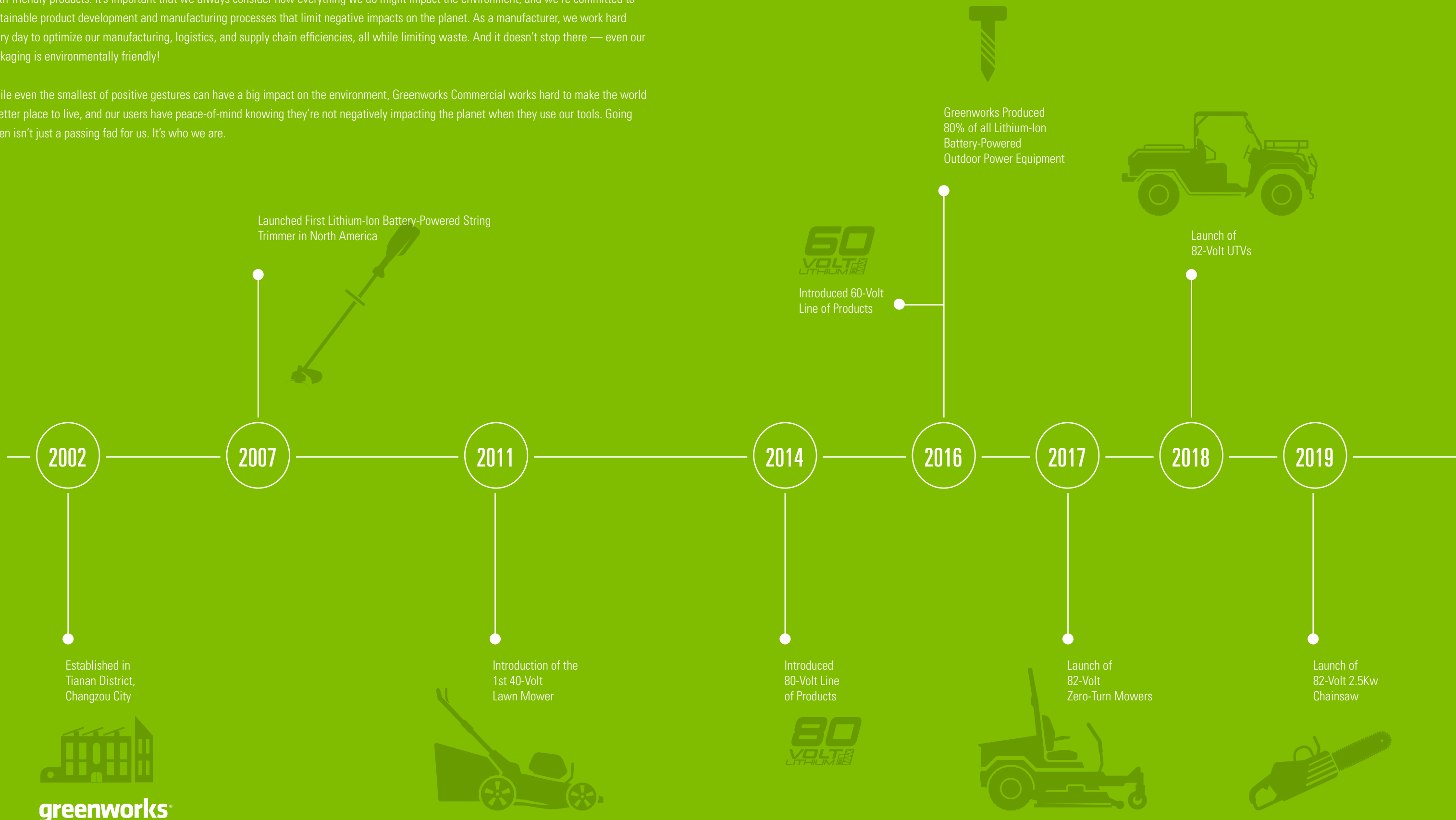
greenworks®

AROUND THE WORLD


A *GREEN* STORY

As an environmentally conscious company, we're passionate about having a positive impact on our planet. It starts with making eco-friendly products that are purposefully designed for the lowest environmental impact imaginable — our battery-powered products are emission-free, effectively reducing the carbon footprint. But to be a *true* steward of the planet, we know we can't stop with designing and manufacturing earth-friendly products. It's important that we always consider how everything we do might impact the environment, and we're committed to sustainable product development and manufacturing processes that limit negative impacts on the planet. As a manufacturer, we work hard every day to optimize our manufacturing, logistics, and supply chain efficiencies, all while limiting waste. And it doesn't stop there — even our packaging is environmentally friendly!

While even the smallest of positive gestures can have a big impact on the environment, Greenworks Commercial works hard to make the world a better place to live, and our users have peace-of-mind knowing they're not negatively impacting the planet when they use our tools. Going green isn't just a passing fad for us. It's who we are.



SUPERIOR BRUSHLESS TECHNOLOGY



Greenworks Commercial knows reliability, longevity, and comfort are important in a professional tool, especially when used in tough outdoor environments day after day. That’s why the entire line of Greenworks Commercial tools is powered by advanced brushless motor technology. Brushless motors deliver major torque and power to get the job done, and require virtually no maintenance. They have fewer engine components and moving parts, with drastically reduced friction and wear on the motor components, effectively extending the life of the motor.

Brushless motor technology with battery-powered tools provides extended runtimes, with less battery consumption and a longer overall battery life cycle. Brushless motors weigh significantly less than gas-powered engines, and fewer moving parts means less motor vibration, resulting in minimized operator fatigue on the job.

COMMERCIAL- GRADE POWER

WITH ADVANCED BATTERY TECHNOLOGY

Greenworks Commercial boasts nearly 20 years of design and manufacturing expertise, with a robust line of rugged, powerful, professional-grade tools. Our Greenworks Commercial 82-volt battery-powered line of products are the most powerful professional-grade tools on the market. With superior brushless motor technology and advanced lithium-ion battery power, our tools stand up to the toughest jobs, day in and day out. We know the professionals who use our tools demand exceptional power and performance, as well as advanced battery technology that gets the job done without compromise, and we strive every day to produce tools that exceed the needs of our professional users.

COMMERCIAL-GRADE POWER

- Pro-grade power, performance, and runtime typical of gas-powered equipment.
- Brushless motor technology delivers major torque and power with virtually no maintenance.
- Advanced lithium-ion battery power provides extended run-times and longer battery life.

USER-FRIENDLY FEATURES

- Starts with a simple push of a button or squeeze of a trigger, with no aggravating pull cords.
- Instant starts and restarts in hot or cold weather.
- Engineered with ergonomic design and less weight for comfort and less fatigue.
- No harmful emissions.
- No mixing or storing oil or fuel, with no spills or mess.
- Low maintenance, with no carburetor to service, no spark plugs or fuel lines to replace, no oil to change, and no air filters to clean.

ENVIRONMENTAL RESPONSE

- Zero emissions and zero exhaust.
- Super quiet for reduced noise pollution, especially in environments with rigid noise restrictions.
- Recyclable batteries.

COST-EFFECTIVE

- No fuel needed, which equals big savings in annual operating costs.
- Virtually no maintenance, with no carburetor to service, no spark plugs or fuel lines to replace, no oil to change, and no air filters to clean.
- Brushless motor technology delivers long run-times, long motor life, and less maintenance for major cost savings.
- Multi-function, interchangeable batteries work with multiple tools, saving on overall battery costs.
- Long battery life means low replacement costs.

BATTERY POWER	PRODUCT RUNTIMES*			
	2.5 AMP HOUR BATTERY	4.0 AMP HOUR BATTERY	5.0 AMP HOUR BATTERY	OTHER **
ZERO-TURN <i>GZ60R</i>	—	—	—	12 ACRES
STAND-ON ZERO-TURN <i>GZ48S</i>	—	—	—	10 ACRES
WALK MOWER <i>GM210</i>	—	—	70 MIN. (2 BATTERIES)	—
PROPELLED MOWER <i>GMS250</i>	—	—	155 MIN. (2 BATTERIES)	—
STRING TRIMMER <i>GT161</i>	35 MIN.	—	—	—
BIKE HANDLE TRIMMER <i>82TB18</i>	55 MIN.	—	—	—
HEDGE TRIMMER <i>GH260</i>	80 MIN.	—	—	—
CHAINSAW <i>48TH12</i>	—	140 MIN. (48V 4AH)	—	—
BACKPACK BLOWER <i>GBB700</i>	—	—	65 MIN. (2 BATTERIES)	—

* Runtimes shown are "up to."

** 8kW or 13 kW for zero-turns and vehicles (check spec for details)

- Two-battery runtimes are based on tool design to include two (2) batteries. standard

AVERAGE BATTERY LIFE CYCLE

500 CHARGES

- Even after 500 charges, the battery retains more than 70% capacity.

SAVINGS GAME ON GAS

As the market changes every day, and battery-powered products become more and more commonplace, battery-powered equipment will save your business big bucks in fuel costs alone. Plus, fuel costs are constantly fluctuating, making it a serious hassle to budget for your business' operating costs. Our entire product line provides the power, performance, and runtime typical of gas-powered equipment, without the added costs of gas. That's big savings in annual operating costs. But daily savings don't end with fuel alone. Since battery-powered equipment has no carburetors to service, no spark plugs or fuel lines to replace, no oil to change, and no air filters to clean, your business will save hundreds each year on overall costs.

TOTAL SAVINGS IN 5 YEARS:

\$26,592.50

GREENWORKS COMMERCIAL
TOTAL COST OF OWNERSHIP VS. GAS COMPETITOR
TOTAL COST OF OWNERSHIP

THE NUMBERS DON'T LIE.
YOU CAN **SAVE 3X** THE TOTAL COST
OF OWNERSHIP IN 5 YEARS.

TOTAL COST
OF OWNERSHIP: **\$8,022.83**

INITIAL OUTLAY (YEAR 1):

TOOL KIT	BATTERIES & CHARGERS	CHARGING
\$1,695	\$3,463	\$233.57

BATTERY-POWERED
TOOL KIT



COST YEAR 5	\$233.57
COST YEAR 4	\$233.57
COST YEAR 3	\$1,929.56
COST YEAR 2	\$233.57
COST YEAR 1	\$5,392.56

\$5,775.53
COST YEAR 5

\$5,775.53
COST YEAR 4

\$8,644.37
COST YEAR 3

\$5,775.53
COST YEAR 2


\$8,644.37
COST YEAR 1

INITIAL OUTLAY (YEAR 1)

TOOL KIT	GAS & OIL	INITIAL MAINTENANCE
\$1,695	\$5,565.92	\$209.61


TOTAL COST
OF OWNERSHIP: **\$34,615.73**

GAS-POWERED
TOOL KIT



- 1. Cost estimates are based on manufacturer's 2019 suggested retail price of GWC and gas-equivalent products, and purchasing in year one and year three.
- 2. Charging electricity costs based on national average and daily charging.

- 3. Fuel and servicing costs based on national and monthly maintenance recommendations, 2019 gas average, published retails for oil, spark plug, and other service parts as needed.



*"They created a
rechargeable world."*

The 2019 Nobel Prize in Chemistry was awarded to John Goodenough, M. Stanley Whittingham, and Akira Yoshino for the development of Lithium-Ion batteries.

LITHIUM-ION TECHNOLOGY




POWER THAT LASTS.



CHARGERS

Designed to run long and charge fast, Greenworks and Greenworks Commercial Lithium-Ion batteries and chargers ensure your tools are ready to work when you are. Plus, one battery fits a variety of tools, and chargers power multiple battery sizes and types.



GL900 82-VOLT BACKPACK BATTERY

TECHNICAL DETAILS

Voltage	82V
Rated Capacity (Ah)	12.5
Capacity (Wh)	900
Peak Power (kW)	3.2 kW
Bluetooth	No
Weight	23.8 lbs.
Charge Time	3 hours

The GL900 12.5Ah Lithium-Ion battery delivers hours of runtime for extended use, and is equipped with an on-board battery charge indicator.

The GL900 backpack battery has five (5) times the capacity of a 2.5Ah battery, enabling users to work longer on a single charge. The GC900 Backpack Battery Charger works with the GL900, and delivers a full charge in three (3) hours.



GC900 82-VOLT BACKPACK BATTERY CHARGER

TECHNICAL DETAILS

Voltage	82V
Charge Time	3 hours
Amps	4



GC400 82-VOLT RAPID CHARGER

TECHNICAL DETAILS

Voltage	82V
Slots	1
Amps	4
Charge Time : GL 250 (minutes)	36
Charge Time : GLW 300 (minutes)	45
Charge Time : GL 400 (minutes)	60
Charge Time : GL 500 (minutes)	72
Charge Time : GLW 600 (minutes)	90
LED Light Indicator	Yes
Wall Mountable	Yes



Compatible with Greenworks 82V Lithium-Ion battery packs, the GC400 rapid charger can charge a GL250 in just over 30 minutes. It has a built-in fan that sustains battery temperature, extending the life of the battery. Includes LED light indicator that communicates charge status.

GC420 DUAL-PORT RAPID CHARGER

TECHNICAL DETAILS

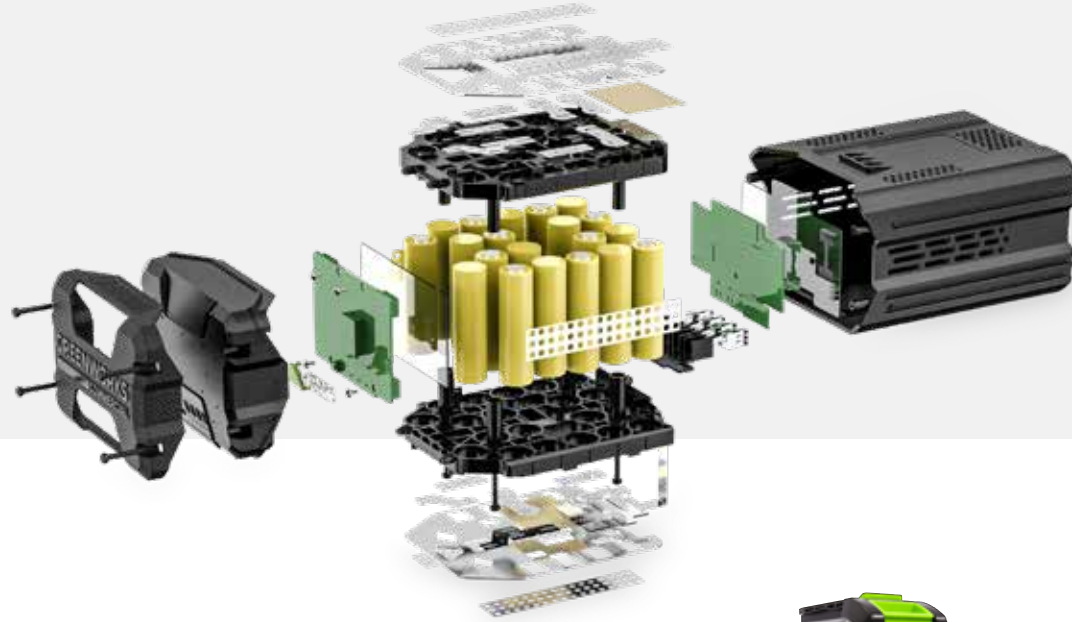
Voltage	82V
Slots	2
Amps	4
Charge Time : GL 250 (minutes)	36
Charge Time : GLW 300 (minutes)	45
Charge Time : GL 400 (minutes)	60
Charge Time : GL 500 (minutes)	72
Charge Time : GLW 600 (minutes)	90
LED Light Indicator	Yes
Weight	4.4 lbs.



Compatible with the Greenworks 82V Lithium-Ion battery packs, the GC420 rapid charger can charge two (2) GL250s in just over one (1) hour. Its built-in fan sustains temperature of battery, extending the life of the battery. The LED light indicator communicates charge status.



BATTERIES



48B4AH

48-VOLT/24-VOLT DUAL VOLT BATTERY PACK



TECHNICAL DETAILS

Voltage	48V
Rated Capacity (Ah)	4
Capacity (Wh)	172
Bluetooth	Yes

The Greenworks 48/24V 4Ah battery works with all 48V/24V tools, and is optimized to provide extreme power with the Commercial 48V Top Handle Saw and 26" Hedge Trimmer. With an on-board LED indicator, you can check your charge in real time, as well as track battery performance to maximize use. With a smart battery, it also operates the full assortment of Greenworks 48/24 dual volt outdoor power and hand tools.

GL250

82-VOLT 2.5AH BATTERY



TECHNICAL DETAILS

Voltage	82V
Rated Capacity (Ah)	2.5
Capacity (Wh)	180
Peak Power (kW)	2
Bluetooth	No
IPX4 (Water Resistant)	No
Weight	3.3 lbs.
Charge Time	36 minutes

The Powerful 82V 2.5Ah Lithium-Ion battery provides a lightweight solution for handheld applications. With an on-board LED indicator, you can check your charge in real time.

GL400BT

82-VOLT 4AH BATTERY



TECHNICAL DETAILS

Voltage	82V
Rated Capacity (Ah)	4
Capacity (Wh)	288
Bluetooth	Yes
IPX4 (Water Resistant)	Yes
Weight	4.3 lbs.
Charge Time	60 minutes

The Powerful 82V 4Ah high performance battery is equipped with high-energy density cells for increased performance and extended runtimes. The battery is Bluetooth capable, so users can register and track battery performance to maximize use. With an on-board LED indicator, you can check your charge in real time.

GLW300

82-VOLT 3AH BATTERY



TECHNICAL DETAILS

Voltage	82V
Rated Capacity (Ah)	3
Capacity (Wh)	216
Peak Power (kW)	2.4
Bluetooth	Yes
IPX4 (Water Resistant)	Yes
Weight	4.4 lbs.
Charge Time	45 minutes
Aluminum Heat Sync	Yes

The battery is Bluetooth capable, so users can register and track battery performance to maximize use. With an on-board LED indicator, charge can be checked in real time.

GL500

82-VOLT 5AH BATTERY



TECHNICAL DETAILS

Voltage	82V
Rated Capacity (Ah)	5
Capacity (Wh)	360
Peak Power (kW)	2.8
Bluetooth	No
IPX4 (Water Resistant)	No
Weight	5.73 lbs.
Charge Time	72 minutes

The Powerful 82V 5Ah Lithium-Ion Battery provides extended runtimes and performance to maximize tool use. With an on-board LED indicator, you can check your charge in real time.

GL400

82-VOLT 4AH BATTERY



TECHNICAL DETAILS

Voltage	82V
Rated Capacity (Ah)	4
Capacity (Wh)	288
Bluetooth	No
IPX4 (Water Resistant)	No
Weight	5.73 lbs.
Charge Time	60 minutes

The Powerful 82V 4Ah Lithium-Ion Battery provides extended runtimes and performance to maximize tool use. With an on-board LED indicator, you can check your charge in real time.

GLW600

82-VOLT 6AH BATTERY



TECHNICAL DETAILS

Voltage	82V
Rated Capacity (Ah)	6
Capacity (Wh)	432
Peak Power (kW)	3.2
Bluetooth	Yes
IPX4 (Water Resistant)	Yes
Weight	7.4 lbs.
Charge Time	90 minutes
Aluminum Heat Sync	Yes

The Powerful 82v 6Ah Lithium-Ion battery provides extended runtimes and performance to maximize tool use. It's equipped with an integrated aluminum heat sink that keeps the battery cool and provides water resistance. The battery is Bluetooth capable, so users can register and track battery performance to maximize use. With an on-board LED indicator, charge can be checked in real time.






Since 2002, Greenworks Commercial has been manufacturing rugged, powerful, professional-grade tools. We offer a full line of commercial-grade, battery-powered outdoor power equipment including blowers, chainsaws, string trimmers, hedge trimmers, pole saws, edgers, zero-turn mowers, lawn mowers, and more.

Our entire product line provides the power, performance, and runtime typical of gas-powered equipment, without the noise, hassle, or harmful emissions. With superior brushless motor technology and advanced lithium-ion battery power, our tools stand up to the toughest jobs, every single day.

We know professional users make a living with tools, and demand equipment they can rely on, day after day. Tools that deliver the exceptional power and performance necessary to get the job done with no compromise.

That's Greenworks Commercial.





STRING TRIMMERS & EDGERS

16-INCH STRING TRIMMER

The GT161 82v 16" string trimmer has a brushless motor, and is attachment capable for versatility, making it a perfect tool for all landscapers. It works with Greenworks Commercial and/or compatible universal attachments so users can quickly move from trimming to other tasks. Available attachments include a Hedge Trimmer, Pole Saw, Edger, and Cultivator (sold separately).

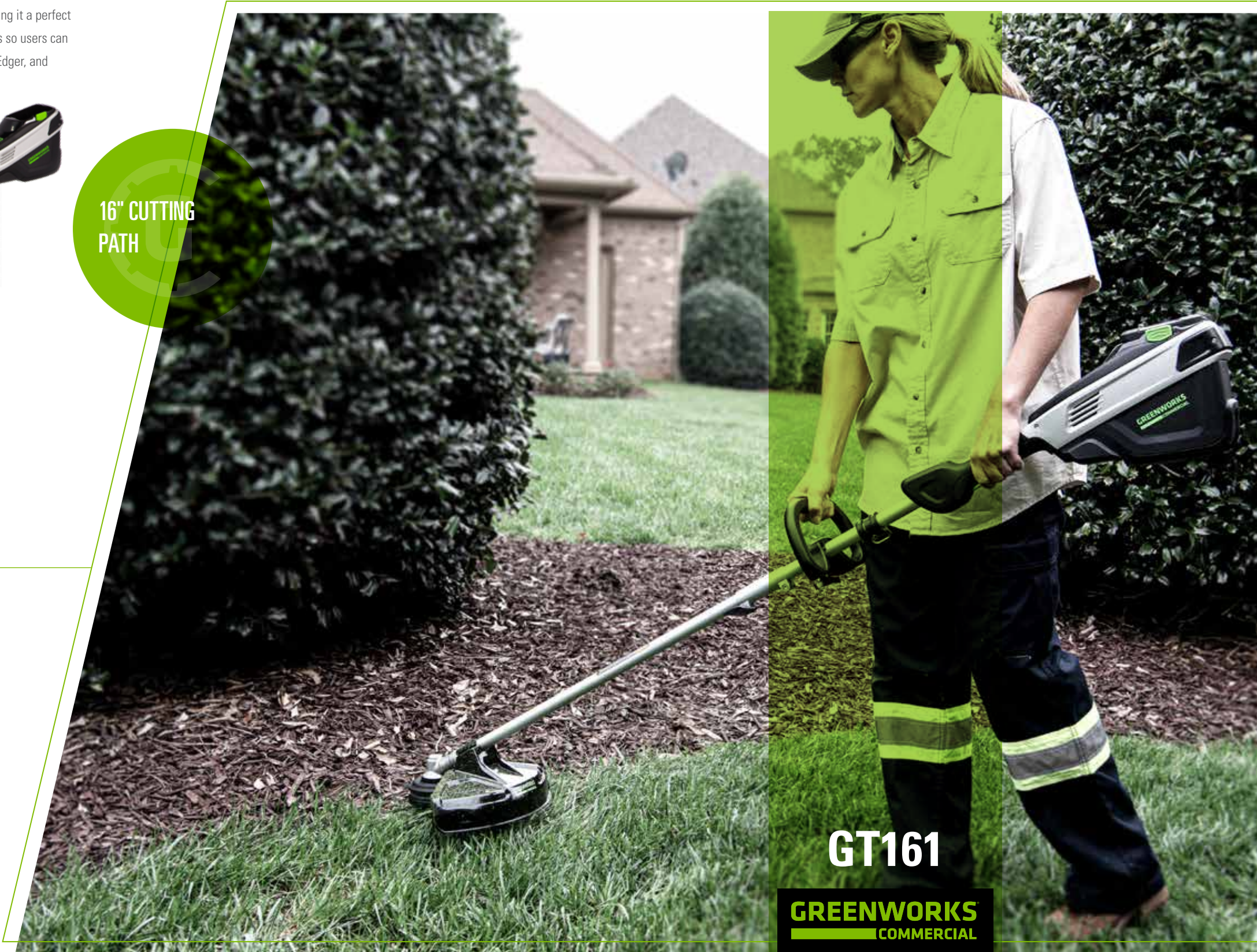


16" CUTTING PATH

GT161

TECHNICAL DETAILS

Voltage (volts)	82V
Motor	Brushless
Runtime	Up to 40 min.
Handle	Loop
Shaft Type	Attachment Capable
Cutting Width (in.)	16"
Dual Line System	Yes
Line Feeding System	Bump
Line Diameter	0.095"
Trigger	Variable Speed
Weight (without battery)	9.47 lbs.
RPM	6,300
Warranty	2 Years Product; 2 Years Battery
Replacement Battery Number	GL-250
Replacement Charger Number	GC-400 / GC-420



GT161

GREENWORKS
COMMERCIAL



ATTACHMENT CAPABLE

Optional attachments provide convenience and versatility, and quickly transform string trimmer to a hedge trimmer, pole saw, edger, and more.



BUMP-FEED TRIMMER HEAD

Trimmer line automatically feeds and extends quickly by simply tapping trimmer head on ground.



BRUSHLESS MOTOR TECHNOLOGY

Powered by advanced brushless motor for incredible torque and power, extended run-time, and long life.



RUN-TIME

Advanced battery technology provides reliable power and long run-times (up to 40 min. with 2.5Ah battery).



16-INCH BRUSHLESS STRING TRIMMER

The GT160 82v 16" string trimmer is always ready for the job. It's built to last with a brushless motor, sealed motor head, and solid shaft for added durability. It features a bump-feed trimmer head for quick trimmer line advancement, and is equipped with .095" easy-feed trimmer line that's ideal for dense brush.



TECHNICAL DETAILS

Voltage (volts)	82V
Motor	Brushless
Runtime	Up to 35 min.
Handle	Loop
Shaft Type	Solid / Permanent
Cutting Width (in.)	16"
Dual Line System	Yes
Line Feeding System	Bump
Line Diameter	0.095
Trigger	Variable Speed
Weight (without battery)	11.02 lbs.
RPM	6,500
Warranty	2 Years Product / 2 Years Battery
Replacement Battery Number	GL-250
Replacement Charger Number	GC-400 / GC-420
String Trimmer Spool	RB311121410A



RUN-TIME

Advanced battery technology provides reliable power and long runtimes (up to 35 min. with 2.5Ah battery).



BUMP-FEED TRIMMER HEAD

Trimmer line automatically feeds and extends quickly by simply tapping trimmer head on ground.



BRUSHLESS MOTOR

Powered by advanced brushless motor for incredible torque and power, extended run-time, and long life.



.095" TRIMMER LINE

Works with .095" easy-feed trimmer line that's ideal for dense brush.



16-INCH STRING TRIMMER

The 82T16 82v 16" string trimmer has plenty of power for outstanding cutting performance in tough conditions. It's built to last with a front-positioned brushless motor that provides incredible torque, extended runtime, and long life. It features a bump-feed trimmer head for quick trimmer line advancement, and is equipped with .095" easy-feed trimmer line that's ideal for dense brush.



16" CUTTING PATH

82T16

TECHNICAL DETAILS

Voltage (volts)	82V
Motor	Brushless
Runtime	Up to 45 min.
Handle	Loop
Shaft Type	Solid / Permanent
Cutting Width (in.)	16"
Dual Line System	Yes
Line Feeding System	Bump
Line Diameter	0.095"
Trigger	Variable Speed
Weight (without battery)	9.03 lbs.
RPM	6,500
Warranty	2 Years Product; 2 Years Battery
Replacement Battery Number	GL-250
Replacement Charger Number	GC-400 / GC-420



.095" TRIMMER LINE
Works with .095" easy-feed trimmer line that's ideal for dense brush.



BUMP-FEED TRIMMER HEAD
Trimmer line automatically feeds and extends quickly by simply tapping trimmer head on ground.



BRUSHLESS MOTOR
Powered by advanced brushless motor for incredible torque and power, extended run-time, and long life.



RUNTIME
Advanced battery technology provides reliable power and long runtimes (up to 45 min. with 2.5Ah battery).

16-INCH STRING TRIMMER

The 82TB16 82v 16" string trimmer features a bike handle design for added comfort, safety, maneuverability, and control. It's built to last with a front-positioned brushless motor that provides incredible torque, extended run-time, and long life, and it has plenty of power for outstanding cutting performance in the toughest conditions. It features a bump-feed trimmer head for quick trimmer line advancement, and works with .095" trimmer line that's ideal for dense brush. Also includes brush cutter blade.



16" CUTTING PATH

82TB16

TECHNICAL DETAILS	
Voltage (volts)	82V
Motor	Brushless
Runtime	Up to 55 min.
Handle	Bike
Shaft Type	Solid / Permanent
Cutting Width (in.)	16
Dual Line System	Yes
Line Feeding System	Bump
Line Diameter	0.095"
Trigger	Variable Speed
Weight (without battery)	14.66 lbs.
RPM	4,500-7,500
Warranty	2 Years Product; 2 Years Battery
Replacement Battery Number	GL-250
Replacement Charger Number	GC-400 / GC-420



82TB16

GREENWORKS
COMMERCIAL



.095" TRIMMER LINE
Works with .095" easy-feed trimmer line that's ideal for dense brush.



BUMP-FEED TRIMMER HEAD
Trimmer line automatically feeds and extends quickly by simply tapping trimmer head on ground.



BRUSHLESS MOTOR
Powered by advanced brushless motor for incredible torque and power, extended run-time, and long life.



RUNTIME
Advanced battery technology provides reliable power and long runtimes (up to 45 min. with 2.5Ah battery).



82TB18

GREENWORKS
COMMERCIAL



18-INCH BRUSHLESS STRING TRIMMER

The 82TB18 82v 18" string trimmer features an integrated bike handle design for added comfort, safety, maneuverability, and control. With an extra-large 18" cutting path, operator can maintain larger properties without compromising runtime. It's built to last with a front-positioned brushless motor that provides incredible torque, extended runtime, and long life, and has plenty of power for outstanding cutting performance in the toughest conditions. It features a bump-feed trimmer head for quick trimmer line advancement, and works with .095" trimmer line that's ideal for dense brush. Also includes brush cutter blade.



TECHNICAL DETAILS

Voltage (volts)	82V
Motor	Brushless
Runtime	Up to 45 min.
Handle	Bike
Shaft Type	Solid / Permanent
Cutting Width (in.)	18"
Dual Line System	Yes
Line Feeding System	Bump
Line Diameter	0.095"
Trigger	Variable Speed
Weight (without battery)	16.2 lbs.
RPM	6,000
Warranty	2 Years Product; 2 Years Battery
Replacement Battery Number	GL-250
Replacement Charger Number	GC-400 / GC-420



BUMP-FEED TRIMMER HEAD

Trimmer line automatically feeds and extends quickly by simply tapping trimmer head on ground.



BRUSHLESS MOTOR

Powered by advanced brushless motor for incredible torque and power, extended run-time, and long life.



BIKE HANDLE DESIGN

Easy-gliding bike handle design enables operator to quickly maneuver and trim large paths of grass or tall brush with responsive control.



.095" TRIMMER LINE

Works with .095" easy-feed trimmer line that's ideal for dense brush.



THE ATTACHMENT-CAPABLE GT161

GET ULTIMATE VERSATILITY WITH
ATTACHMENT-CAPABLE OUTDOOR
POWER EQUIPMENT

With Greenworks Commercial
attachment-capable trimmers,
it's easy to tackle every outdoor task
fast. Swap out tool attachments on the fly, and
transform your trimmer to a hedge trimmer, pole saw,
edger, or cultivator. It's that simple.

TECHNICAL DETAILS



CULTIVATOR



POLE SAW



EDGER



HEDGE TRIMMER

	GT161	GT160	82T16	82TB16	82TB18
Voltage (volts)	82V	82V	82V	82V	82V
Motor	Brushless	Brushless	Brushless	Brushless	Brushless
Runtime (up to)	40 min.	35 min.	45 min.	55 min.	45 min.
Handle	Loop	Loop	Loop	Bike	Bike
Shaft Type	Attachment Capable	Solid / Permanent	Solid / Permanent	Solid / Permanent	Solid / Permanent
Cutting Width (in.)	16"	16"	16"	16"	18"
Dual Line System	Yes	Yes	Yes	Yes	Yes
Line Feeding System	Bump	Bump	Bump	Bump	Bump
Line Diameter	0.095"	0.095"	0.095"	0.095"	0.095"
Trigger	Variable Speed	Variable Speed	Variable Speed	Variable Speed	Variable Speed
Weight (without battery)	9.47 lbs.	11.02 lbs.	9.03 lbs.	14.66 lbs.	16.2 lbs.
RPM	6,300	6,500	4,500-7,500	4,500-7,500	4,500-7,500
Manufacturer's Warranty	2 Years Product 2 Years Battery	2 Years Product 2 Years Battery	2 Years Product 2 Years Battery	2 Years Product 2 Years Battery	2 Years Product 2 Years Battery
Replacement Battery Number	GL-250	GL-250	GL-250	GL-250	GL-250
Replacement Charger Number	GC-400 / GC-420	GC-400 / GC-420	GC-400 / GC-420	GC-400 / GC-420	GC-400 / GC-420
String Trimmer Spool	—	RB311121410A	—	—	—

8-INCH BRUSHLESS STICK EDGER

The GE080 82v Edger features an 8” heat-treated blade that’s driven by a direct-drive brushless motor for incredible torque, with zero maintenance required. It’s equipped with a cast aluminum blade guard for added safety and durability, and features a hassle-free “instant-on” start button and variable speed trigger for added control.



8” BLADE
8” heat-treated blade easily cuts through grass.



CAST ALUMINUM BLADE GUARD
Durable cast aluminum blade guard provides added safety and peace-of-mind.



VARIABLE SPEED
Variable speed trigger provides added control when you need it.



RUNTIME
Advanced electronic control optimizes battery performance both in tool and on charger. Up to 45 min. with 2.5Ah battery



8-INCH BRUSHLESS STICK EDGER

The 82E8 82v Edger features an 8” heat-treated blade that’s driven by a direct-drive brushless motor for incredible torque, with zero maintenance required. It’s equipped with a cast aluminum blade guard for added safety and durability, and features a hassle-free “instant-on” start button and variable speed trigger for added control.



8” BLADE
8” heat-treated blade easily cuts through grass.



CAST ALUMINUM BLADE GUARD
Durable cast aluminum blade guard provides added safety and peace-of-mind.



VARIABLE SPEED
Variable speed trigger provides added control when you need it.



RUNTIME
Advanced electronic control optimizes battery performance both in tool and on charger. Up to 45 min. with 2.5Ah battery



TECHNICAL DETAILS

Voltage (volts)	82V
Motor	Brushless
Handle	Loop
Shaft Type	Solid / Permanent
Trigger	Variable Speed
Weight (without battery)	11.88 lbs.
RPM	7,000
Cast Blade Guard	Yes
Warranty	2 Year Product / 2 Year Battery
Replacement Battery Number	GL-250
Replacement Charger Number	GC-400 / GC-420



BLOWERS

690 BRUSHLESS DUAL PORT
BACKPACK BLOWER

The GBB700 82v Backpack Blower delivers an incredible 160 MPH maximum air speed and 690 CFM maximum air volume. It's equipped with a turbo button, trigger-activated variable speed control, and cruise control. Dual 5Ah batteries with automatic switch-over provide longer run-times, and it features a plug-in power source for our 82v family of tools, making it one of our most versatile tools.

690 CFM/
160 MPH



GBB700

TECHNICAL DETAILS

Voltage	82V
Motor	Brushless
Max. Air Speed (MPH)	160
Max. Air Volume (CFM)	690
Blowing Force at Tip (Newton)	22.75N
Trigger	Variable Speed
Cruise Control	Yes
Turbo Function	Yes
Weight without Battery (lbs.)	15.87
Replacement Battery Number	GL-500
Replacement Charger Number	GC-400 / GC-420



GBB700

GREENWORKS
COMMERCIAL



RUNTIME

Advanced battery technology provides reliable power and long runtimes (up to 65 min. with two (2) 5Ah batteries).



VARIABLE SPEED CONTROL

Variable speed trigger with cruise control provides added control when it's needed.



DUAL BATTERY CAPABLE

Holds two batteries, with automatic switch-over for extended run-times.



BLOWING FORCE

Backpack Jet Blower design delivers 690 CFM/160 MPH for gas-like performance, without the hassle.



600 CFM BRUSHLESS BACKPACK BLOWER

The GBB600 82V Backpack Blower delivers an impressive 150 MPH maximum air speed and 600 CFM maximum air volume. It's equipped with a turbo button, trigger-activated variable speed control, and cruise control, making it perfect for more demanding jobs and larger areas such as parking lots, sports facilities, and municipalities.



600 CFM/
150 MPH

GBB600

TECHNICAL DETAILS

Voltage	82V
Motor	Brushless
Blower Type	Backpack
Max. Air Speed (MPH)	150
Max. Air Volume (CFM)	600
Blowing Force at Tip (Newton)	15.8N
Trigger	Variable Speed
Cruise Control	Yes
Turbo Function	Yes
Weight without Battery (lbs.)	8.27
Replacement Battery Number	GL-500
Replacement Charger Number	GC-400 / GC-420



GBB600

GREENWORKS
COMMERCIAL



BLOWING FORCE

Backpack Jet Blower delivers 150 MPH/600 CFM that's perfect for longer jobs and bigger areas.



DESIGNED FOR COMFORT

Lightweight motor and fan combination provide less user fatigue.



VARIABLE SPEED CONTROL

Variable speed trigger with cruise control provides added control when it's needed.



RUNTIME

Advanced battery technology provides reliable power and long runtimes (up to 45 min. with 5Ah battery).



GB600

GREENWORKS
COMMERCIAL

600 CFM BRUSHLESS BLOWER

The GB600 Blower delivers 160 MPH maximum air speed and 600 CFM maximum air volume. It's equipped with a turbo button, trigger-activated variable speed control, and cruise control, making it perfect for all those finishing touches, like clearing pesky leaves, dirt, and much more!



GB600

TECHNICAL DETAILS

Voltage	82V
Motor	Brushless
Max. Air Speed (MPH)	150
Max. Air Volume (CFM)	600
Blowing Force at Tip (Newton)	16N
Trigger	Variable Speed
Cruise Control	Yes
Turbo Function	No
Weight without Battery (lbs.)	4.63
Replacement Battery Number	GL-900 / AWP-100 (with any battery)
Replacement Charger Number	GC-400 / GC-420



RUNTIME

Advanced battery technology provides reliable power and long runtimes (up to 150 min. with GL900 12.5Ah battery / battery sold separately.



BACKPACK/ HARNES COMPATIBLE

Works with all Greenworks backpack battery solutions.



VARIABLE SPEED CONTROL

Variable speed trigger with cruise control provides added control when it's needed.



BLOWING FORCE

600 CFM/150MPH that quickly removes leaves, grass cuttings and other debris.



2020 LOOKBOOK
GREENWORKS COMMERCIAL

500 CFM BRUSHLESS JET BLOWER

With 125 MPH maximum air speed and 500 CFM maximum air volume, the GB500 Blower is perfect for removing leaves, grass cuttings, hedge clippings, sand, dirt, and rubbish from smaller areas. It's also equipped with trigger-activated variable speed control.



500 CFM/
125 MPH



GB500

GREENWORKS
COMMERCIAL

GB500

TECHNICAL DETAILS

Voltage	82V
Motor	Brushless
Blower Type	Handheld
Max. Air Speed (MPH)	125
Max. Air Volume (CFM)	500
Blowing Force at Tip (Newton)	12N
Trigger	Variable Speed
Cruise Control	No
Turbo Function	No
Weight without Battery (lbs.)	5.5
Replacement Battery Number	GL-250
Replacement Charger Number	GC-400 / GC-420



JET BLOWER DESIGN
500 CFM/125MPH that quickly removes leaves, grass cuttings and other debris.



LIGHTWEIGHT DESIGN
Lightweight brushless motor and fan provide minimal user fatigue.



VARIABLE SPEED TRIGGER
Variable Speed Trigger with junction for effortless operation.



RUNTIME
Advanced battery technology provides reliable power and long runtimes (up to 35 min. with 2.5Ah battery).



TECHNICAL DETAILS



GBB700

690 CFM BRUSHLESS DUAL PORT BACKPACK BLOWER

TECHNICAL DETAILS

Voltage	82V
Motor	Brushless
Runtime	Up to 65 min. with (2) Ah Battery
Max. Air Speed (MPH)	160
Max. Air Volume (CFM)	690
Blowing force at tip (Newton)	22.75N
Trigger	Variable Speed
Cruise Control	Yes
Turbo Function	Yes
Weight without Battery (lbs.)	15.87
Replacement Battery Number	GL-500
Replacement Charger Number	GC-400 / GC-420



GBB600

600 CFM BRUSHLESS BLOWER

TECHNICAL DETAILS

Voltage	82V
Motor	Brushless
Runtime	Up to 45 min. w/ 5Ah Battery
Max. Air Speed (MPH)	150
Max. Air Volume (CFM)	600
Blowing force at tip (Newton)	15.8N
Trigger	Variable Speed
Cruise Control	Yes
Turbo Function	Yes
Weight without Battery (lbs.)	8.27
Replacement Battery Number	GL-500
Replacement Charger Number	GC-400 / GC-420



GB600

600 CFM BRUSHLESS BLOWER

TECHNICAL DETAILS

Voltage	82V
Motor	Brushless
Runtime	150 min. w/ 15 Ah GL-900 Battery
Max. Air Speed (MPH)	150
Max. Air Volume (CFM)	600
Blowing force at tip (Newton)	16N
Trigger	Variable Speed
Cruise Control	Yes
Turbo Function	No
Weight without Battery (lbs.)	4.63
Replacement Battery Number	GL-900 / AWP-100 (with any battery)
Replacement Charger Number	GC-400 / GC-420



GB500

500 CFM BRUSHLESS BLOWER

TECHNICAL DETAILS

Voltage	82V
Motor	Brushless
Runtime	Up to 35 min. w/ 2.5Ah Battery
Max. Air Speed (MPH)	125
Max. Air Volume (CFM)	500
Blowing force at tip (Newton)	12N
Trigger	Variable Speed
Cruise Control	No
Turbo Function	No
Weight without Battery (lbs.)	5.5
Replacement Battery Number	GL-250
Replacement Charger Number	GC-400 / GC-420





HEDGE TRIMMERS



26-INCH HEDGE TRIMMER

The GH260 82v Hedge Trimmer starts with a simple pull of the trigger, and features a magnesium gear box for extreme durability; anti-jam technology; dual-action, laser-cut blades for cleaner cuts; and rotating rear handle for trimming at multiple angles. It's powerful and easy to maneuver, and is excellent for both controlled sculpting and general hedge trimming.

DUAL-ACTION
BLADES

Rotating Handle

Brushless Motor



GH260

TECHNICAL DETAILS

Voltage	82V
Motor	Brushless
Trigger	Yes
Weight (without battery)	9.35 lbs.
Blade Length	26"
Length	44.48"
Cutting Thickness	3/4"
Impact Guard	Yes
Rotating Rear Handle	Yes
Anti-jam Function	Yes
Cutting Speed	3,000 cuts/min.
Pivot Angle	5
Manufacturer's Warranty	2 Years Product / 2 Years Battery
Replacement Battery Number	GL-250
Replacement Charger Number	GC-400 / GC-420

GH260

GREENWORKS
COMMERCIAL



**ANTI-JAM
FUNCTION**
Allows user to reverse
the blades to release
when they're stuck in
debris.



**LASER-CUT
BLADES**
Dual-action, laser-
cut blades provide a
consistent, precise,
clean cut from every
cutting angle.



**BRUSHLESS MOTOR
TECHNOLOGY**
Powered by advanced
brushless motor for
incredible torque and
power, extended
runtime, and long life.



**ROTATING
HANDLE**
Handle rotates to
easily cut at any angle
with minimal shift in
user's cutting stance.





26-INCH DEDICATED BRUSHLESS HEDGE TRIMMER

The GHD260 82v Hedge Trimmer is lightweight and powerful, providing up to 3,000 cuts per minute. It features a plug-in waist/backpack battery design for added comfort and less fatigue. It starts with a simple pull of the trigger, and features anti-jam technology, 26" dual-action, laser-cut blades for cleaner cuts, and rotating rear handle for trimming at multiple angles.



GHD260

GREENWORKS
COMMERCIAL

**AWP100 & GL900 15Ah Backpack Battery Sold Separately.*

DUAL-ACTION
BLADES



GHD260

TECHNICAL DETAILS

Voltage	82V
Motor	Brushless
Trigger	Yes
Weight (without battery)	7.71 lbs.
Blade Length	26"
Length	45.27"
Cutting Thickness	3/4"
Impact Guard	Yes
Rotating Rear Handle	Yes
Anti-jam Function	Yes
Cutting Speed	3,000 cuts/min.
Pivot Angle	5
Manufacturer's Warranty	2 Years Product / 2 Years Battery
Replacement Battery Number	GL-900 / AWP-100 w/any battery
Replacement Charger Number	GC-400 / GC-420 / GC-900



LASER-CUT BLADES

Dual-action, laser-cut blades provide a consistent, precise, clean cut from every cutting angle.



OPTIONAL BACKPACK BATTERY

Plug-in waist/backpack battery provides a comfortable, convenient backpack battery solution and longer runtime (GL-900 backpack battery sold separately).



BRUSHLESS MOTOR TECHNOLOGY

Powered by advanced brushless motor for incredible torque and power, extended runtime, and long life.



ROTATING HANDLE

Handle rotates to easily cut at any angle with minimal shift in user's cutting stance.



26-INCH HEDGE TRIMMER

The 48HT26 48V Hedge Trimmer is lightweight and powerful, providing up to 4,000 cuts per minute. It starts with a simple pull of the trigger, and features 26" dual-action, laser-cut blades for cleaner cuts, rotating rear handle for trimming at multiple angles, and blade tip guard that protects blades from damage.

DUAL-ACTION
BLADES

Brushless Motor

26" Blade Length

48HT26

TECHNICAL DETAILS

Voltage	48V
Motor	Brushless
Trigger	Yes
Weight (without battery)	8.8 lbs.
Blade Length	26"
Cutting Thickness	1.2"
Impact Guard	Yes
Rotating Rear Handle	Yes
Anti-jam Function	No
Cutting Speed	4,000 cuts/min.
Manufacturer's Warranty	2 Years Product / 2 Years Battery
Replacement Battery Number	48B4Ah
Replacement Charger Number	CAM-803

48HT26


GREENWORKS
COMMERCIAL



DUAL-VOLT BATTERY TECHNOLOGY
4Ah battery and charger included with tool.



LASER-CUT BLADES
Dual-action, laser-cut blades provide a consistent, precise, clean cut from every cutting angle.



BLADE TIP GUARD
Protects blades from damage so they'll stay sharp longer.



3-POSITION ROTATING HANDLE
Handle rotates to easily cut at most angles, with minimal shift in user's cutting stance.



TECHNICAL DETAILS

GH260 26" HEDGE TRIMMER

TECHNICAL DETAILS

Voltage	82V
Motor	Brushless
Trigger	Yes
Weight (without battery)	9.35 lbs.
Blade Length	26"
Length	44.48"
Cutting Thickness	3/4"
Impact Guard	Yes
Rotating Rear Handle	Yes
Anti-jam Function	Yes
Cutting Speed	3,000 cuts/min.
Manufacturer's Warranty	2 Year Product / 2 Year Battery
Replacement Battery Number	GL-250
Replacement Charger Number	GC-400 / GC-420



48HT26 26 INCH HEDGE TRIMMER

TECHNICAL DETAILS

Voltage	48V
Motor	Brushless
Trigger	Yes
Weight (without battery)	8 lbs.
Blade Length	26"
Cutting Thickness	1.2"
Impact Guard	Yes
Rotating Rear Handle	Yes
Anti-jam Function	No
Cutting Speed	4,000 cuts/min.
Manufacturer's Warranty	4 Years Product / 2 Years Battery
Replacement Battery Number	BAM-706 / BAM-704
Replacement Charger Number	CAM-803



GHD260 26" DEDICATED BRUSHLESS HEDGE TRIMMER

TECHNICAL DETAILS

Voltage	82V
Motor	Brushless
Trigger	Yes
Weight (without battery)	5.95 lbs.
Blade Length	26"
Length	45.27 in.
Cutting Thickness	3/4"
Impact Guard	Yes
Rotating Rear Handle	Yes
Anti-jam Function	No
Cutting Speed	3,000 cuts/min
Manufacturer's Warranty	2 Years Product / 2 Years Battery
Replacement Battery Number	BAM-706 / BAM-704
Replacement Charger Number	CAM-803





CHAINSAWS



GS181

GREENWORKS
COMMERCIAL



With an 18" bar and chain, the GS181 Chainsaw powers through every job, from routine maintenance to felling trees. The brushless motor provides high torque, zero-maintenance, and zero-exhaust — all while decreasing vibrations and noise levels. This tough, powerful and lightweight chainsaw is ideal for cutting firewood, trimming and felling trees, or doing forestry work.



GS181

TECHNICAL DETAILS

Voltage	82V
Motor	Brushless
Chain Speed (feet)	67.2ft/s
Bar Length (in.)	18"
Power	2.5kw
Chain Brake	Yes
Automatic Chain Oiler	Yes
Chain Pitch (in.)	.325"
Chain Tensioning	With Tool
Chain Gauge (in.)	0.05"
Oil Tank	200ml
Weight (without battery) (lbs.)	11.2
Replacement Battery Number	GL-250 / GL-400 / GL-500/GL 400BT
Replacement Charger Number	GC-400 / GC-420



BATTERY
82V battery and rapid charger included. Advanced electronic control optimizes battery performance in both tool and charger.



AUTO-OILER
Automatic chain oiler applies oil to bar and chain when needed. Also features translucent oil tank for clear view of oil level.



STEEL BUCKING SPIKES
Features steel bucking spikes that provide leverage for easier, more controlled cutting.



50CC GAS EQUIVALENT
Provides the expected power and torque of a 50cc gas-powered engine, with more reliable starts, efficiency, and lower cost to operate.





GS180

GREENWORKS
COMMERCIAL

18" BAR &
CHAIN

18-INCH BRUSHLESS CHAINSAW

With an 82V battery and 18" bar and chain, the GS180 Chainsaw powers through professional jobs from routine maintenance to felling trees. It's built to last, with an advanced brushless motor that provides incredible torque, extended runtime, and long life, and has plenty of power for outstanding cutting performance in the toughest conditions. The electric start makes it not only easy, but safe, to turn on and off while working in a tree. It features an automatic chain oiler, steel bucking spikes, and full metal wrap around handle for added durability. This tough, powerful, and lightweight chainsaw is ideal for cutting firewood, trimming and felling trees, or doing forestry work.



GS180

TECHNICAL DETAILS

Voltage	82V
Motor	Brushless
Chain Speed (feet)	33.6ft./s
Bar Length (in.)	18"
Power	1.5kw
Chain Brake	Yes
Automatic Chain Oiler	Yes
Chain Pitch (in.)	3/8"
Chain Tensioning	With Tool
Chain Gauge (in.)	0.05"
Oil Tank	200ml
Weight (without battery) (lbs.)	11.24
Replacement Battery Number	GL-250
Replacement Charger Number	GC-400 / GC-420
Replacement Guide Bar	2904102 Bar/Chain Combo
Replacement Chain	2904202



STEEL BUCKING SPIKES

Features steel bucking spikes that provide leverage for easier, more controlled cutting.



BATTERY & CHARGER INCLUDED

82V battery and rapid charger included. Advanced electronic control optimizes battery performance in both tool and charger.



AUTOMATIC OILER

Automatic chain oiler applies oil to bar and chain when needed. Also features translucent oil tank for clear view of oil level.



FULL METAL WRAP AROUND HANDLE

Full metal wrap around handle provides long-lasting durability and rigidity for commercial-grade performance.





48TH12

GREENWORKS
COMMERCIAL

12" BAR &
CHAIN

12-INCH TOP HANDLE CHAINSAW

Described by arborist experts as a “game changer,” the Greenworks 48TH12 comes standard with a 12” bar and chain (optional 10” or 14” also available). Weighing under 8 lbs. (without battery), this chainsaw is lightweight, yet delivers high torque and power needed to quickly and safely navigate a tree canopy and manage cuts without having to leave the tree. It features a mechanical chain brake, shark fin lock-out design, steel bucking spikes, and automatic chain oiler.



48TH12

TECHNICAL DETAILS

Voltage	48V
Motor	Brushless
Chain Speed (feet)	64ft./s
Bar Length (in.)	12"
Power	2kw
Chain Brake	Yes
Automatic Chain Oiler	Yes
Chain Pitch (in.)	3/8"
Chain Tensioning	With Tool
Chain Gauge (in.)	0.05"
Oil Tank	150 ml
Weight (without battery) (lbs.)	7.5
Replacement Battery Number	48B4AH
Replacement Charger Number	CAM-803



**BATTERY &
CHARGER INCLUDED**
48V 4Ah battery and
rapid charger included.



**12" BAR AND
CHAIN**
Designed for quality
performance and
exceptional runtimes,
12" bar and chain is
standard. Optional 10"
and 14" bar available.



**BRUSHLESS MOTOR
TECHNOLOGY**
Powered by advanced
brushless motor for
incredible torque and
power, extended
runtime, and long life.



POWERFUL
Starts easily and
provides the power of
gas with the
convenience of
cordless.



10-INCH TOP HANDLE CHAINSAW

The GS110 40V Chainsaw is designed to work hard. Lightweight, maneuverable, and powerful, it's perfect for pruning, trimming, and shaping in high places. The electric start makes it not only easy, but safe, to turn on and off while working in a tree. It features a 10" bar and chain, automatic chain oiler, and integrated D-ring for simple tethering.



GS110

TECHNICAL DETAILS

Voltage	40V
Motor	Brushless
Chain Speed (feet)	38.4 ft./s
Bar Length (in.)	10"
Power	1kw
Chain Brake	Yes
Automatic Chain Oiler	Yes
Chain Pitch (in.)	1/4"
Chain Tensioning	With Tool
Chain Gauge (in.)	0.05"
Oil Tank	120 ml
Weight (without battery) (lbs.)	5.29
Replacement Battery Number	GL-254
Replacement Charger Number	GC-404
Replacement Guide Bar	RB3220011726
Replacement Chain	RB311101726

GS110

GREENWORKS
COMMERCIAL



BATTERY & CHARGER INCLUDED
40V battery and rapid charger included. Fully charge 40-volt, 2.5Ah GL-254 battery in 45 minutes.



TOP HANDLE DESIGN
Ergonomic handle design is conveniently located on top for optimum directional control while operating within a tree.



10" BAR AND CHAIN
Designed for quality performance and exceptional runtimes, 10" bar and chain deliver high torque for powerful cut with minimal kickback.



INTEGRATED D-RING
D-ring is integrated for easy tethering.



10-INCH BRUSHLESS POLE SAW

With an 82V battery and 10" bar and chain, the GS100 Pole Saw features an extension pole for extended reach up to 10 feet for cutting in high places. It also features an automatic chain oiler, side tensioning, angled head for cutting precision, soft grip for comfort and maximum maneuverability, and a branch hook to help remove cut branches.



EXTENSION POLE
Features three-piece shaft design and extension pole for longer reach (up to 10 feet).



BRANCH HOOK
Integrated branch hook helps capture and manage removal of cut branches.



ANGLED HEAD
Angled head design provides maximum precision and cutting angles.



BATTERY
82V battery and rapid charger included. Advanced electronic control optimizes battery performance in both tool and charger.

GS100

TECHNICAL DETAILS

Voltage	82V
Motor	Brushless
Shaft Type	Straight
Chain Speed (feet)	33.6ft./s
Bar Length (in.)	10"
Extension Capable	Yes
Length (ft.)	10'
Power	1.0kw
Chain Brake	No
Automatic Chain Oiler	Yes
Chain Pitch (in.)	1/4"
Chain Tensioning	With Tool
Chain Gauge (in.)	0.05"
Oil Tank	80ml
Weight (without battery) (lbs.)	11.24
Replacement Battery Number	GL-250 / GL-400 / GL-500
Replacement Charger Number	GC-400 / GC-420
Replacement Guide Bar	RB3220011726
Replacement Chain	RB311101726



10" BAR &
CHAIN

GS100

GREENWORKS
COMMERCIAL



“Greenworks' new top handle saw is a game-changer. Using this tool makes job sites safer, with easier maneuverability and better productivity. And their new GS181 rear handle is far and away the most powerful battery-powered saw I've ever run. I'd put it up against any saw running an 18" bar – gas or battery.”

– **Ken Palmer**

WORLD-RENOWNED ARBORIST AND
ArborMaster CO-FOUNDER



TECHNICAL
DETAILS



	GS181	GS180	48TH12	GS110	GS100
Voltage	82V	82V	48V	40V	82V
Motor	Brushless	Brushless	Brushless	Brushless	Brushless
Chain Speed (feet)	67.2 ft./s	33.6ft./s	64ft./s	38.4ft./s	33.6ft./s
Bar Length (in.)	18"	18"	12"	10"	10"
Power	2.5kw	1.5kw	2kw	1kw	1Kw
Chain Brake	Yes	Yes	Yes	Yes	No
Automatic Chain Oiler	Yes	Yes	Yes	Yes	Yes
Chain Pitch (in.)	.325"	3/8"	3/8"	1/4"	1/4"
Chain Tensioning	With Tool	With Tool	With Tool	With Tool	With tool
Chain Gauge (in.)	0.05"	0.05"	0.05"	0.05"	0.05"
Oil Tank	200ml	200ml	150 ml	120 ml	80ml.
Weight (without battery) (lbs.)	11.2	11.24	7.5	5.29	11.24
Replacement Battery Number	GL-250 / GL-400 / GL-500/GL 400BT	GL-250	48B4AH	GL-254	BAM-706 / BAM-704
Replacement Charger Number	GC-400 / GC-420	GC-400 / GC-420	CAM-803	GC-404	GL-250 / GL-400 / GL-500
Replacement Guide Bar	–	2904102 Bar/Chain Combo	–	RB3220011726	RB3220011726
Replacement Chain	–	2904202	–	RB311101726	RB311101726
Branch Hook	–	–	–	–	No
Length (ft.)	–	–	–	–	8
Extension Capable	–	–	–	–	Yes

MOWERS





GMS250

GREENWORKS
COMMERCIAL

DUAL-PORT
BATTERY WITH
AUTOMATIC
SWITCHOVER

25-INCH BRUSHLESS SELF-PROPELLED LAWN MOWER

With a an extra-wide 25" steel cutting deck, two cutting blades, and seven cutting heights, the GMS250 82V 25" self-propelled mower delivers best-in-class power and cutting performance. Featuring our SmartCut™ Technology, the mower detects high or dense grass, and delivers more power to maintain consistent cutting performance in any type of condition. It features our 2-in-1 deck design for bagging or mulching, and dual battery ports for longer, uninterrupted runtimes — when one battery depletes, the mower's power supply is automatically switched to the second battery.



GMS250

TECHNICAL DETAILS

Voltage	82V
Battery	Not Included
Battery Amp Hours	5Ah
Number of Batteries Included	Tool Only
Automatic Switchover	Yes
Blade Speed (RPM)	2,800-3,200
Collector Volume (gal)	15.5
Cutting Height Options	7
Cutting Mode	2-in-1
Deck Width (in)	25"
Deck Material	Steel
Drive System	Self-Propelled Rear-Wheel Drive
Maximum Cutting Height (in)	3-3/4"
Minimum Cutting Length (in)	1-3/8"
Motor	Brushless
Single-Lever Height Adjustment	Yes
Vertical Storage Capable	Yes
Weight (lbs)	71.65
Manufacturer's Warranty	2 Years Product; 2 Years Battery
Replacement Battery Number	GL-250 / GL-400 / GL-500 x (2)
Replacement Charger Number	GC-400 / GC-420
Replacement Blades	RB333012376, 12" RB333012376, 12" - LH



LONG
RUNTIME

Advanced battery technology provides reliable power and long runtimes (up to 155 minutes with two (2) 5Ah batteries / batteries and charger sold separately).



SmartCut™
TECHNOLOGY

SmartCut Technology automatically adjusts power when high or dense grass is detected, to deliver consistent, maximum performance in all types of conditions.



2-IN-1 DECK
DESIGN

2-in-1 design delivers two cutting options (mulch or bag). With a large 15.5-gallon grass collector, grass clipping disposal is quick and easy.



DUAL-PORT BATTERY
TECHNOLOGY

Includes two battery ports with automatic switch-over for longer runtimes. When one battery depletes, power supply is automatically switched to second battery.





GMS210

GREENWORKS
COMMERCIAL



LONG RUNTIMES

Advanced battery technology provides reliable power and long run-times (up to 110 minutes with two (2) 5Ah batteries / batteries and charger sold separately).



SmartCut™ TECHNOLOGY

SmartCut Technology automatically adjusts power when high or dense grass is detected, to deliver consistent, maximum performance in all types of conditions.



3-IN-1 DECK DESIGN

3-in-1 design delivers three cutting options (mulch, side-discharge, or bag). With a large 14.5-gallon grass collector, grass clipping disposal is quick and easy.



DUAL-PORT BATTERY TECHNOLOGY

Includes two battery ports with automatic switch-over for longer runtimes. When one battery depletes, power supply is automatically switched to second battery.

21-INCH BRUSHLESS SELF-PROPELLED LAWN MOWER

The GMS210 82V 21" self-propelled, rear-wheel-drive mower delivers the power and performance needed for all-day use. Featuring our SmartCut™ Technology, the mower detects higher or dense grass, and delivers more power to maintain consistent cutting performance. With our multi-function 3-in-1 design for bagging, mulching, or side discharge; a steel deck; and seven cutting heights, this mower works hard. Plus, dual battery ports provide longer, uninterrupted runtimes — when one battery depletes, the mower's power supply is automatically switched to the second battery.



GMS210

TECHNICAL DETAILS

Voltage	82V
Battery	Not Included
Battery Amp Hours	5Ah
Number of Batteries Included	Tool Only
Automatic Switch-Over	Yes
Blade Speed (RPM)	2,800 - 3,200
Collector Volume (gal)	14.5
Cutting Height Options	7
Cutting Mode	3-in-1
Deck Width (in)	21"
Deck Material	Steel
Drive System	Self-Propelled Rear-Wheel Drive
Maximum Cutting Height (in)	3-3/4"
Minimum Cutting Length (in)	1-3/8"
Motor	Brushless
Single Lever Height Adjustment	Yes
Vertical Storage Capable	Yes
Weight (lbs)	70.54
Manufacturer's Warranty	2 Years Product; 2 Years Battery
Replacement Battery Number	GL-250 / GL-400 / GL-500 x (2)
Replacement Charger Number	GC-400 / GC-420
Replacement Blades	2915502



21-INCH BRUSHLESS LAWN MOWER

The GM210 82V 21" lawn mower features a steel cutting deck and all the power and performance needed to get the job done. With our SmartCut™ Technology, the mower detects higher or denser grass, and delivers more power to maintain consistent cutting performance. With our multi-function 3-in-1 design for bagging, mulching, or side discharge; and seven cutting heights, this mower works hard.



SMARTCUT™
TECHNOLOGY

GM210

TECHNICAL DETAILS

Voltage	82V
Battery	Not Included
Battery Amp Hours	5Ah
Number of Batteries Included	Tool Only
Blade Speed (RPM)	2800-3200
Collector Volume (gal)	14.5
Cutting Height Options	7
Cutting Mode	3-in-1
Deck Width (in)	21"
Deck Material	Steel
Drive System	Push
Maximum Cutting Height (in)	3-3/4"
Minimum Cutting Length (in)	1-3/8"
Motor	Brushless
Single Lever Height Adjustment	Yes
Vertical Storage Capable	Yes
Weight (lbs)	64.59
Manufacturer's Warranty	2 Years Product; 2 Years Battery
Replacement Battery Number	GL-250 / GL-400 / GL-500
Replacement Charger Number	GC-400 / GC-420
Replacement Blades	2915502



GM210

GREENWORKS
COMMERCIAL



BRUSHLESS MOTOR

Provides more power, longer runtimes, quiet operation, and extends the life of the motor.



3-IN-1 DECK DESIGN

3-in-1 design delivers three cutting options (mulch, side-discharge, or bag). With a large 14.5-gallon grass collector, grass clipping disposal is quick and easy.



SmartCut™ TECHNOLOGY

SmartCut Technology automatically adjusts power when high or dense grass is detected, to deliver consistent, maximum performance in all types of conditions.



LONG RUNTIME

Advanced battery technology provides reliable power and long runtimes (up to 70 minutes with 5Ah battery / battery and charger sold separately).



TECHNICAL DETAILS



GMS250



GMS210



GM210

Voltage	82V	82V	82V
Battery	Not Included	Not Included	Not Included
Battery Amp Hours	5Ah	5Ah	5Ah
Battery Power Type	Lithium Ion	Lithium-Ion	Lithium-Ion
Number of Batteries Included	Tool Only	Tool Only	Tool Only
Automatic Switch-Over	Yes	Yes	No
Blade Speed (RPM)	2800-3200	2800-3200	2800-3200
Collector Volume (gal)	15.5	14.5	14.5
Cutting Height Options	7	7	7
Cutting Mode	2-in-1	3-in-1	3-in-1
Cutting Options	Mulch, Bag	Mulch, Bag, Side Discharge	Mulch, Bag, Side Discharge
Deck Width (in)	25"	21"	21"
Deck Material	Steel	Steel	Steel
Drive System	Self-Propelled Rear-Wheel Drive	Self-Propelled Rear-Wheel Drive	Push
Dual-Port Battery	Yes	Yes	No
Maximum Cutting Height (in)	3-3/4"	3 -3/4"	3-3/4"
Minimum Cutting Length (in)	1-3/8"	1-3/8"	1-3/8"
Motor	Brushless	Brushless	Brushless
Mulching	Yes	Yes	Yes
Side Discharge	Yes	Yes	Yes
Single-Lever Height Adjustment	Yes	Yes	Yes
Vertical Storage Capable	Yes	Yes	Yes
Weight (lbs)	71.65	70.54	64.59
Manufacturer's Warranty	2 Years Product; 2 Years Battery	2 Years Product; 2 Years Battery	2 Years Product; 2 Years Battery
Replacement Battery Number	GL-250 / GL-400 / GL-500 x (2)	GL-250 / GL-400 / GL-500 x (2)	GL-250 / GL-400 / GL-500
Replacement Charger Number	GC-400 / GC-420	GC-400 / GC-420	GC-400 / GC-420
Replacement Blades	RB333012376, 12" RB333012376, 12" - LH	2915502	2915502



GMS250

AUTOMATIC SWITCH-OVER
from first battery to second for continued cutting and uninterrupted runtime.



WINCH



TILLER



SNOW
THROWER



NO ROPE LENGTH LIMIT
Rope doesn't accumulate on the drum, so desired rope length can be used with constant pulling power.



THREE SPEEDS
Choose speeds from 26 feet per minute to 38 feet per minute.



EASY TO OPERATE
Simply anchor the winch with the provided sling, wrap the rope around the drum and pull! (Sold separately)

82V BATTERY-POWERED PORTABLE WINCH

The Greenworks Commercial 82W1 winch is the first battery-powered portable capstan winch in the world. It's light and portable, and can easily be carried in one hand. With up to 2,200 lbs. of pulling force, it is very powerful, and with no rope length limit, no load is out of reach. The brushless motor provides high torque, zero maintenance, and zero exhaust, with lower noise levels vs. gas-powered winches. This tough, powerful, and lightweight winch is ideal for pulling logs, big game, vehicles, docks, and more.



82W1

GREENWORKS COMMERCIAL

82W1

2,200 LBS. OF
PULLING FORCE IN
A SINGLE LINE.

TECHNICAL DETAILS	
Voltage	82V
Battery Power Type	Lithium-Ion
Number of Batteries Included	0
Maximum Pulling Force (single line)	2,200 lbs.
Forward Speeds	3
Speed #1	26' / min
Speed #2	33' / min
Speed #3	38' / min
Wire Rope Type	Low-stretch, double-braided polyester Unlimited length (not included)
Recommended Diameter	3/8"
Minimum Diameter	3/8"
Maximum Diameter	1/2"
Motor	Brushless
Power	1 Kw
Gearbox and Gears	200:1 reduction, hardened steel gears in sealed oil bath
Brake Type	Anti-reversing roller clutch bearing
Winch Weight (lbs.) (without battery)	20 lbs.
Manufacturers Warranty	2 Years
Replacement Battery Number	GL-250, GL-400, GL-500
Replacement Charger Number	GC-400, GC-420



82W1KT MODEL SHOWN

AVAILABLE KITS

82W1MK

82V BATTERY-POWERED PORTABLE WINCH KIT

With the 8248MK battery-powered winch kit, you'll be ready to face any situation at any time. This multi-purpose kit is perfect for those who work outside and need to pull loads from time to time, like landscapers, arborists, small woodlot owners, hunters, cottage owners, waterside dwellers, off-roaders, and more. The padded transport bag easily holds the winch and included accessories, with additional room for charger and batteries.

(1x)

Transport Bag



(1x)

3/8" x 164' Double
Braided Polyester Rope



(1x)

Swing Side Pulley (3")



(2x)

Steel Locking Carabiners



(1x)

82V Portable Winch



(2x)

Polyester Slings
(2-3/8" x 6-1/2 ft.)



82W1KT

82V BATTERY-POWERED PORTABLE WINCH W/4AH BATTERY & CHARGER

The 82W1KT kit includes our 82W1 Capstan winch that's light and portable, and can easily be carried in one hand. With up to 2,200 lbs. of pulling force, it is very powerful, and with no rope length limit, no load is out of reach. The brushless motor provides high torque, zero maintenance, and zero exhaust, with lower noise levels vs. gas-powered winches. This tough, powerful, and lightweight winch is ideal for pulling logs, big game, vehicles, docks, and more.

(1x)

82V Portable Winch



(1x)

GC 400-Rapid Charger



(1x)

GL 400-4Ah Battery



(1x)

Polyester Sling
(2-3/8" x 6-1/2 ft.)





RUN-TIME

Advanced battery technology provides reliable power and long run-times (up to 45 minutes with 2.5Ah battery).



ADJUSTABLE WIDTH

Adjustable tilling width from 8" to 10" for even cultivating.



BIKE HANDLE DESIGN

Bike handle design for superior user control.

16-INCH BRUSHLESS CULTIVATOR

The GTL100 16" cultivator has an adjustable 8-1/2" to 10" tilling width and 5" tilling depth. It features an ergonomic bike handle design for control and maneuverability, and is ideal for blending and aerating soil prior to planting, stirring in compost and fertilizer, and controlling weed growth.

Bike Handle Design

8" Wheels



**GREENWORKS
COMMERCIAL**

GTL100

**ADJUSTABLE
TILLING**

GTL100

TECHNICAL DETAILS

Voltage	82V
Battery Amp Hours	2.5
Battery Power Type	Lithium Ion
Number of Batteries Included	Tool Only
Motor	Brushless
Electric Start	Yes
Adjustable Wheels	Yes
Overmold Grip	Yes
Tilling Depth (in)	5"
Tilling Width (in)	10"
Tine Length (in)	8"
Foldable Handle	No
Tine Rotation	Forward
Handle Type	Bike
Manufacturer's Warranty	2 Years
Replacement Battery Number	GL-250
Replacement Charger Number	GC-400 / GC-420





**LONG
RUNTIME**

Advanced battery technology provides reliable power and long runtimes (up to 40 minutes with two (2) 5Ah batteries).



**COMPACT
STORAGE**

Easy-fold handles for quick storage and minimal garage space needed.



HEADLIGHTS

Equipped with bright LED headlights for visibility in low light conditions.

BRUSHLESS 22" SNOW THROWER

With a powerful, high-efficiency brushless motor, 22" clearing width, and 12-1/2" clearing depth, the SN220 Snow Thrower can handle just about anything. It easily throws snow up to 25 feet, and features a robust handle-mounted rotating chute adjustment lever that puts the user in control for redirecting snow up to 180° from side to side. Two bright LED headlights provide visibility in early morning or night, and dual battery ports provide longer, uninterrupted run-times — when one battery depletes, the mower's power supply can be quickly switched to the second battery.



DUAL
BATTERY
PORTS

**GREENWORKS
COMMERCIAL**

SN220

SN220

TECHNICAL DETAILS

Voltage	82V
Stages	Single
Motor	Brushless
Clearing Path (in.)	22"
Clearing Depth (in.)	12.5"
Max Discharge (ft.)	25'
Electric Start	Yes
Directional Chute Control	180 Degree
LED Lights	Yes
Aluminum Handle	Yes
Dual Port	Manual Switch-Over
Weight	55 lbs.
Replacement Battery Number	GI-250
Replacement Charger Number	GC-400 / GC-420





UTVS

800 UTILITY VEHICLE

Voted “Innovative Product of the Year” by *Popular Mechanics*, our award-winning CU800 UTV is a game-changer. It’s powered by an 82V, 13.8Kw Lithium-Ion battery that provides up to 75 miles of driving distance on a single charge. With 550 lbs. of cargo capacity, towing capacity of 1,500 lbs., and 76-1/2” wheel base, it’s ready for the toughest jobs.

550 lbs.
Cargo Capacity



76.5" Wheel Base

* Shown with optional accessories sold separately.

UP TO 75-MILE
DRIVE DISTANCE ON
A SINGLE CHARGE.

CU800

TECHNICAL DETAILS

Voltage	82V
Cargo Bed Capacity (lbs.)	550
Hitch Towing Capacity (lbs.)	1,500
Ground Clearance (in.)	12"
Drive System	2WD / 4WD
Max. Forward Speed (MPH)	29
Max. Reverse Speed (MPH)	10
Drive Distance	61 Miles in "H" Mode & 75 Miles in "M" Mode
Charge Time	12 hours (1.5Kw, 15A Charger Included)
Battery (Kwh)	13.8
Front/Rear Suspension	Dual A-Arm
Mechanical Parking Brake	Yes
Dimensions (L x W x H)	118" x 61" x 75.5"
Wheel Base (in.)	76.5"
Cargo Bed Dimensions (L x W x H)	35" x 45" x 12"
Weight (lbs.)	1,676
Product Warranty	2 Years
Battery Warranty	3 Years
Replacement Battery Number	R0200665-00
Replacement Charger Number	RB3690111522





PTIA 2019
TOOL INNOVATION AWARDS WINNER

CU800
GREENWORKS
COMMERCIAL

* Shown with optional accessories sold separately.



CARGO BED
35" x 45" x 12" cargo bed features 550 lbs. of cargo capacity.



TOWING CAPACITY
Incredible 1,500 lb. hitch towing capacity.



STORAGE COMPARTMENT
Handy compartment for easy storage of hand tools and more.



COLOR OPTIONS
Available in black or camouflage finish.

500 UTILITY VEHICLE

The CU500 UTV ranks best-in-its-class, with more than 40 miles of driving distance on a single charge. Powered by an 82V, 8Kw Lithium-Ion battery, it's not only powerful – it runs quietly, with no emissions. With 330 lbs. of cargo capacity, 1,250 lbs. of towing capacity, and 72-1/2" wheel base, it's ready for the toughest jobs.



UP TO 40-MILE
DRIVE DISTANCE ON
A SINGLE CHARGE.

CU500

TECHNICAL DETAILS	
Voltage	82v
Cargo Bed Capacity (lbs.)	330
Hitch Towing Capacity (lbs.)	1,250
Ground Clearance (in.)	10"
Drive System	2WD / 4WD
Max. Forward Speed (MPH)	27
Max. Reverse Speed (MPH)	10
Drive Distance	36 Miles in "H" Mode & 43 Miles in "M" Mode
Charge Time	12 hours (1.5Kw, 15A Charger included)
Battery (Kwh)	8
Front/Rear Suspension	Dual A-Arm
Mechanical Parking Brake	Yes
Dimensions (L x W x H)	110" x 62" x 73"
Wheel Base (in.)	72.5"
Cargo Bed Dimensions (L x W x H)	32" x 42" x 12"
Weight (lbs.)	1,543
Product Warranty	2 Years
Battery Warranty	3 Years
Replacement Battery Number	R020107B-00
Replacement Charger Number	RB3690111522



CARGO BED
32" x 42" x 12" cargo bed features 330 lbs. of cargo capacity.



TOWING CAPACITY
Incredible 1,250 lb. hitch towing capacity.



COMPARTMENT
Handy compartment for easy storage of hand tools and more.



COLOR OPTIONS
Available in black or camouflage finish.



ZERO TURN MOWERS



60-INCH RIDE-ON ZERO-TURN MOWER

The GZ60R zero-turn mower mows up to 14 acres on a single charge. It is powerful, durable, emissions-free, and runs quietly, with very little maintenance required. It features two 1.7Kw drive motors and three 1.5Kw brushless blade motors that provide a constant 17,000 feet-per-minute of blade speed and EcoMode. It's equipped with a 60" fabricated steel deck and 16 cutting heights, with 10mph max forward speed and 4mph max reverse speed.



GZ60R

TECHNICAL DETAILS

Voltage (volts)	82V
Deck Size	60"
Deck Material	Fabricated Steel Deck
Cutting Heights	1.5" to 5"
Brushless Drive Motor	(2) 1.7KW
Brushless Blade Motor	(3) 1.5KW
Blade Speed	Constant 17,000 FPM and EcoMode
Max. Forward Speed	10
Max Reverse Speed	4
Rear Wheel Size	24"
Front Wheel Size	13"
Run Time	Up to 4 hrs.
Cut Area	Up to 14 Acres
Charge Time	12 hrs.
Weight	1,443 lbs.
Product Warranty	2 Years
Battery Warranty	3 Years

GZ60R

GREENWORKS
COMMERCIAL



FABRICATED STEEL DECK

Fabricated steel deck with 8-gauge top and sides, 8-gauge motor reinforcements, and 1/2" steel leading edge provide incredible durability and life.



ECO MODE

Easily switch to Eco Mode for controlled blade speed and extended runtime when cutting less dense grass.



BRUSHLESS MOTOR TECHNOLOGY

Powered by advanced brushless drive and blade motors for incredible torque and power, extended runtime, and long life.





52-INCH RIDE-ON ZERO-TURN MOWER

The GZ52R zero-turn mower mows up to 12 acres on a single charge. It's powerful, durable, emissions-free, and runs quietly, with very little maintenance required. It features two 1.7Kw drive motors and three 1.5Kw brushless blade motors that provide a constant 17,000 feet-per-minute of blade speed and EcoMode. It's equipped with a 52" fabricated steel deck and 16 cutting heights, with 10mph max forward speed and 4mph max reverse speed.



GZ52R

TECHNICAL DETAILS

Voltage (volts)	82V
Deck Size	52"
Deck Material	Fabricated Steel Deck
Cutting Heights	1.5" to 5"
Brushless Drive Motor	(2) 1.7KW
Brushless Blade Motor	(3) 1.5KW
Blade Speed	Constant 17,000 FPM and EcoMode
Max. Forward Speed	10 mph
Max Reverse Speed	4 mph
Rear Wheel Size	24"
Front Wheel Size	13"
Runtime	Up to 4 hrs.
Cutting Area	Up to 12 Acres
Charge Time	12 hrs.
Weight	1,443
Product Warranty	2 Years
Battery Warranty	3 Years
Replacement Blades	R0200350-00, 18"



ECO MODE

Easily switch to Eco Mode for controlled blade speed and extended runtime when cutting less dense grass.



FABRICATED STEEL DECK

Fabricated steel deck with 8-gauge top and sides, 8-gauge motor reinforcements, and 1/2" steel leading edge provide incredible durability and life.



BRUSHLESS MOTOR TECHNOLOGY

Powered by advanced brushless drive and blade motors for incredible torque and power, extended runtime, and long life.



48-INCH RIDE-ON ZERO-TURN MOWER

Our RZ48R zero-turn mower is quiet, compact, and sturdy. Three 1.5Kw brushless blade motors provide up to 15,000 feet-per-minute of blade speed for reliable cutting performance. It's equipped with a 48" fabricated steel deck with 16 cutting heights, and 7mph max forward speed.



48" FABRICATED
STEEL DECK

RZ48

TECHNICAL DETAILS

Voltage (volts)	82V
Deck Size	48"
Deck Material	Fabricated Steel Deck (10ga.)
Cutting Heights	1.5" to 4.5"
Brushless Drive Motor	(2) 1.5KW
Brushless Blade Motor	(3) 1.2KW
Blade Speed	15000 FPM
Max. Forward Speed	7
Max. Reverse Speed	3
Rear Wheel Size	20"
Front Wheel Size	11"
Runtime	Up to 1 hr.
Cut Area	Up to 2.25 Acres
Charge Time	7 hrs.
Product Warranty	2 Years
Battery Warranty	3 Years

RZ48

greenworks pro

FABRICATED
STEEL DECK

Fabricated steel deck with 8-gauge top and sides, 8-gauge motor reinforcements, and 1/2" steel leading edge provide incredible durability and life.

ECO MODE

Easily switch to Eco Mode for controlled blade speed and extended runtime when cutting less dense grass.

BRUSHLESS MOTOR

Powered by advanced brushless drive and blade motors for incredible torque and power, extended runtime, and long life.



52-INCH STAND-ON ZERO-TURN MOWER

The GZ52S stand-on zero-turn mower mows up to 10 acres on a single charge. It's powerful, emissions-free, and runs quietly, with very little maintenance required. It features two 1.5Kw drive motors and three 1.5Kw brushless blade motors that provide a constant 17,000 feet-per-minute of blade speed and EcoMode. It's equipped with a 52" fabricated steel deck and 16 cutting heights, with 6mph max forward speed and 3mph max reverse speed.

52" FABRICATED
STEEL DECK



Easy-Access
Controls

Ergonomic Design

GZ52S

TECHNICAL DETAILS

Voltage (volts)	82V
Deck Size	52"
Deck Material	Fabricated Steel Deck
Cutting Heights	1.5" to 5"
Brushless Drive Motor	(2) 1.7KW
Brushless Blade Motor	(3) 1.5KW
Blade Speed	Constant 17,000 FPM and EcoMode
Max. Forward Speed	6 mph
Max Reverse Speed	3 mph
Rear Wheel Size	18"
Front Wheel Size	12"
Runtime	Up to 6 hrs.
Cut Area	Up to 10 Acres
Charge Time	12 hrs.
Weight	1,116 lbs.
Product Warranty	2 Years
Battery Warranty	3 Years



GZ52S

GREENWORKS
COMMERCIAL

FABRICATED
STEEL DECK

Fabricated steel deck with 8-gauge top and sides, 8-gauge motor reinforcements, and 1/2" steel leading edge provide incredible durability and life.



EASY-ACCESS
CONTROLS

Digital in-dash controls provide real-time operator feedback, including performance and runtime.



ERGONOMICALLY
DESIGNED THIGH PAD

Operator body cushion supports weight to sustain balance for added comfort and reduced fatigue.



48-INCH STAND-ON ZERO-TURN MOWER

Our GZ48S stand-on zero-turn mower mows up to 10 acres on a single charge. It's powerful, emissions-free, and runs quietly, with very little maintenance required. It features three 1.5Kw brushless blade motors that provide a constant 17,000 feet-per-minute of blade speed. It's equipped with a 48" fabricated steel deck with 16 cutting heights, with 8mph max forward speed and 3mph max reverse speed.

48" FABRICATED
STEEL DECK



Simple Controls

Ergonomic Design

GZ48S

TECHNICAL DETAILS

Voltage (volts)	82V
Deck Size	48"
Deck Material	Fabricated Steel
Cutting Heights	16 (1.5" to 5")
Brushless Drive Motor	(2) 1.7KW
Brushless Blade Motor	(3) 1.5KW
Blade Speed	Constant 17,000 FPM and EcoMode
Max. Forward Speed	6
Max. Reverse Speed	3
Rear Wheel Size	18"
Front Wheel Size	12"
Runtime	Up to 6 hrs.
Cut Area	Up to 10 Acres
Charge Time	12 hrs.
Weight	1,116 lbs.
Product Warranty	2 Years
Battery Warranty	3 Years

GZ48S

GREENWORKS
COMMERCIAL

FABRICATED
STEEL DECK

Fabricated steel deck with 8-gauge top and sides, 8-gauge motor reinforcements, and 1/2" steel leading edge provide incredible durability and life.



SIMPLE
CONTROLS

Digital in-dash controls provide real-time operator feedback, including performance and runtime.



ERGONOMICALLY
DESIGNED THIGH PAD

Operator body cushion supports weight to sustain balance for added comfort and reduced fatigue.





TECHNICAL DETAILS



GZ60R



GZ52R



RZ48



GZ52S



GZ48S

Voltage (volts)	82V	82V	82V	82V	82V
Deck Size	60"	52"	48"	52"	48"
Deck Material	Fabricated Steel Deck	Fabricated Steel Deck	Fabricated Steel Deck (10ga.)	Fabricated Steel Deck	Fabricated Steel Deck
Cutting Heights	1.5" to 5"	1.5" to 5"	1.5" to 4.5"	1.5" to 5"	1.5" to 5"
Brushless Drive Motor	(2) 1.7KW	(2) 1.7KW	(2) 1.5KW	(2) 1.7KW	(2) 1.7KW
Brushless Blade Motor	(3) 1.5KW	(3) 1.5KW	(3) 1.2KW	(3) 1.5KW	(3) 1.5KW
Blade Speed	Constant 17,000 FPM and EcoMode	Constant 17,000 FPM and EcoMode	15,000 FPM and EcoMode	Constant 17,000 FPM and EcoMode	Constant 17,000 FPM and EcoMode
Max. Forward Speed	10	10	7	6	8
Max. Reverse Speed	4	4	3	3	3
Rear Wheel Size	24"	24"	20"	18"	18"
Front Wheel Size	13"	13"	11"	12"	12"
Runtime	Up to 4 hrs.	Up to 4 hrs.	Up to 1 hr.	Up to 6 hrs.	Up to 6 hrs.
Cut Area	Up to 14 Acres	Up to 12 Acres	Up to 2.2 Acres	Up to 10 Acres	Up to 10 Acres
Charge Time	12 hrs.	12 hrs.	7 hrs.	12 hrs.	12 hrs.
Weight	1,443 lbs.	1,443 lbs.	—	1,116 lbs.	1,116 lbs.
Product Warranty	2 Years	2 Years	2 Years	2 Years	2 Years
Battery Warranty	3 Years	3 Years	3 Years	3 Years	3 Years
Replacement Blades	—	R0200350-00, 18"	—	—	—



LEASE YOUR LITHIUM

THE INDUSTRY'S **ONLY**
LITHIUM LEASING PROGRAM

*ASK YOUR
GREENWORKS
COMMERCIAL
REPRESENTATIVE
HOW TO LEASE
A UNIT,
A BATTERY,
OR BOTH!*




greenworks®



PLATFORM
20+ TOOLS

A SMARTER WAY TO MAKE LIFE EASIER

Greenworks 48/24 Dual Volt Technology runs on a truly *smart* battery.





BATTERIES & CHARGERS



This multi-voltage charger is compatible with the Greenworks 48V/24V lithium-ion replacement batteries (BAM 706, BAM 704, sold separately), which can be used with all 48/24V tools.

CAM803 48/24 VOLT CHARGER

TECHNICAL DETAILS	
Voltage	48V
Amps	4 Ah
Carrying System Included	No
Weight	3.17 lbs.
Wall Mountable	Yes



48B4AH 48V/24V DUAL VOLT BATTERY PACK

TECHNICAL DETAILS	
Voltage	48V
Rated Capacity (Ah)	4 Ah
Capacity (Wh)	192 Wh
Peak Power (kW)	1.5 Kw
Bluetooth	Yes
On-board LED Indicator	Yes
IPX4 (Water Resistant)	No
Weight (lbs.)	2.6 lbs.
Charge Time (min.)	60 min.

The Greenworks 48/24V 4Ah battery is designed to work with the Greenworks Commercial 48V Top Handle Saw and 26" Hedge Trimmer. With an on-board LED indicator, you can check your charge in real-time, as well as track battery performance to maximize use. With a smart battery, it also operates the full assortment of Greenworks 48/24 dual-volt outdoor power and hand tools.



BAM704 48V/24V DUAL VOLT BATTERY PACK

TECHNICAL DETAILS	
Voltage	48V
Rated Capacity (Ah)	4 Ah
Capacity (Wh)	172.8 Wh
Peak Power (kW)	2 Kw
Bluetooth	Yes
On-board LED Indicator	Yes
IPX4 (Water Resistant)	No
Weight (lbs.)	3.17 lbs.
Charge Time (min.)	60 min.


The Greenworks 48v/24v Dual Voltage 2Ah battery is one battery that can power all of your indoor and outdoor equipment. From mowing and trimming, to sawing and drilling, this versatile battery solution has the power and runtime to get the job done. Plus, with an on-board LED indicator, you can check your charge in real time.



BAM706 48V/24V DUAL VOLT BATTERY PACK

TECHNICAL DETAILS	
Voltage	48V
Rated Capacity (Ah)	2 Ah
Capacity (Wh)	86.4 Wh
Peak Power (kW)	1 Kw
Bluetooth	Yes
On-board LED Indicator	Yes
IPX4 (Water Resistant)	No
Weight (lbs.)	1.74 lbs.
Charge Time (min.)	30 min.

The Greenworks 48v/24v Dual Voltage 2Ah battery is one battery that can power all of your indoor and outdoor needs. From mowing and trimming, to sawing and drilling, this versatile battery solution has the power and extended runtime to get the job done. Plus, with an on-board LED indicator, you can check your charge in real time.




ENGINEERED FOR THE
PROFESSIONAL
CONSUMER (PROSUMER)
DUAL PERFORMANCE.
THE GREENWORKS WAY.





STRING TRIMMERS



THE ATTACHMENT-CAPABLE 48T16

AN ATTACHMENT
FOR EVERY
JOB

16-INCH STRING TRIMMER

The 48T16 48V 16" string trimmer features a brushless motor that provides incredible torque, extended runtime, and long life; variable speed trigger; and bump-feed trimmer head. It has a 16" cutting width that cuts large areas quickly. Plus, it's attachment capable for added versatility. Available attachments include a hedge trimmer, pole saw, edger, and cultivator (sold separately).

48T16

TECHNICAL DETAILS

Voltage (volts)	48V
Motor	Brushless
Runtime	Up to 35 min.
Handle	Loop
Shaft Type	Attachment Capable
Cutting Width (in.)	16"
Dual Line System	Yes
Line Feeding System	Bump
Line Diameter	0.08"
Trigger	Variable Speed
Weight (without battery)	8.59 lbs.
RPM	6,500 No Load
Manufacturer's Warranty	3 Years Product; 3 Years Battery
Replacement Battery Number	BAM-706
Replacement Charger Number	CAM-803
Replacement Trimmer Line	48STL (3-Pack)



CONE BLOWER



DISC BLOWER



EDGER



POLE SAW



HEDGE TRIMMER



CULTIVATOR



BUMP-FEED TRIMMER HEAD

Trimmer line automatically feeds and extends quickly by simply tapping trimmer head on ground.



48/24 DUAL-VOLT LITHIUM TECHNOLOGY

Compatible with not just outdoor power equipment, but all 48V and 24V battery-powered tools, Greenworks 48/24 dual-volt Lithium-Ion batteries are powerful and reliable.



BRUSHLESS MOTOR TECHNOLOGY

Powered by advanced brushless motor for incredible torque and power, extended runtime, and long life.



greenworks®

15-INCH STRING TRIMMER

The 48T15 48V 15" string trimmer features a variable speed trigger for added control, bump-feed trimmer head, and 15" cutting width.



48T15

TECHNICAL DETAILS

Voltage (volts)	48V
Motor	Brushed
Runtime	Up to 30 min.
Handle	Loop
Shaft Type	Solid / Permanent
Cutting Width (in.)	15"
Dual Line System	Yes
Line Feeding System	Bump
Line Diameter	0.08"
Trigger	Variable Speed
Weight (without battery)	7.27 lbs.
RPM	5,700
Manufacturer's Warranty	3 Years Product; 3 Years Battery
Replacement Battery Number	BAM-706
Replacement Charger Number	CAM-803
Replacement Trimmer Line (in.)	48STL (3-Pack)



LONG RUNTIME

Advanced battery technology provides reliable power and long runtimes (up to 30 min. with 2Ah battery).



BUMP-FEED TRIMMER HEAD

Trimmer line automatically feeds and extends quickly by simply tapping trimmer head on ground.



VARIABLE SPEED CONTROL


Variable speed trigger provides added control when it's needed.



48/24 DUAL-VOLT LITHIUM TECHNOLOGY

Compatible with not just outdoor power equipment, but all 48V and 24V battery-powered tools, Greenworks 48/24 dual-volt Lithium-Ion batteries are powerful and reliable.





BLOWERS



greenworks®

500 CFM BRUSHLESS JET BLOWER

The 48B500 blower delivers 120 MPH maximum air speed and 500 CFM maximum air volume. It's equipped with trigger-activated variable speed control, cruise control, and turbo button, and is perfect for clearing leaves and debris.



48B500

TECHNICAL DETAILS

Voltage	48V
Motor	Brushless
Runtime	Up to 22 min. w/ 2Ah Battery
Max. Air Speed (MPH)	120
Max. Air Volume (CFM)	500
Blowing Force at Tip (Newton)	12.45N
Trigger	Variable Speed
Cruise Control	Yes
Turbo Function	Yes
Weight without Battery (lbs.)	4.18
Manufacturer's Warranty	3 Years Product; 3 Years Battery
Replacement Battery Number	BAM-706 / BAM-704
Replacement Charger Number	CAM-803



TURBO BOOST
Turbo button easily boosts airflow for tackling stubborn debris.



48/24 DUAL-VOLT LITHIUM TECHNOLOGY
Compatible with not just outdoor power equipment, but all 48V and 24V battery-powered tools, Greenworks 48/24 dual-volt Lithium-Ion batteries are powerful and reliable.



VARIABLE SPEED CONTROL
Variable speed trigger with cruise control provides added control when it's needed.



BLOWING FORCE
500CFM/120MPH consistent blowing force provides plenty of power to move light- to medium-weight debris like grass clippings, leaves, and sand.



450 CFM JET BLOWER

The 48B450 blower delivers 115 MPH maximum air speed and 450 CFM maximum air volume. It's equipped with trigger-activated variable speed control, cruise control, and turbo button, and is perfect for clearing leaves and debris.



48B450

TECHNICAL DETAILS

Voltage	48V
Motor	Brushed
Runtime	Up to 22min. w/2Ah Battery
Max. Air Speed (MPH)	115
Max. Air Volume (CFM)	450
Blowing Force at Tip (Newton)	10N
Trigger	Variable Speed
Cruise Control	Yes
Turbo Function	Yes
Weight without Battery (lbs.)	4.4
Manufacturer's Warranty	3 Years Product; 3 Years Battery
Replacement Battery Number	BAM-706 / BAM-704
Replacement Charger Number	CAM-803



greenworks®



BLOWING FORCE

450CFM/115MPH consistent blowing force provides plenty of power to move light- to medium-weight debris like grass clippings, leaves, and sand.



TURBO BOOST

Turbo button easily boosts airflow for tackling stubborn debris.



48/24 DUAL-VOLT LITHIUM TECHNOLOGY

Compatible with not just outdoor power equipment, but all 48V and 24V battery-powered tools, Greenworks 48/24 dual-volt Lithium-Ion batteries are powerful and reliable.



VARIABLE SPEED CONTROL

Variable speed trigger with cruise control provides added control when it's needed.



HEDGE TRIMMERS

18-INCH POLE HEDGE TRIMMER

The 48PH18 48V pole hedge trimmer is lightweight and powerful, providing up to 3,000 cuts per minute. It starts with a simple pull of the trigger, and features 18” dual-action, laser-cut steel blades for cleaner cuts; and a pivoting/rotating handle for precise trimming at multiple angles.



48PH18

TECHNICAL DETAILS	
Voltage	48V
Motor	Brushed
Trigger	Yes
Blade Length	18"
Length	10'
Cutting Thickness	3/4"
Impact Guard	No
Articulating Head	Yes
Extension Pole Capable	Yes
Cutting Speed	3,000 cuts/min.
Weight (without battery)	8.81
Manufacturer's Warranty	4 Year Product / 2 Year Battery
Replacement Battery Number	BAM-706 / BAM-704
Replacement Charger Number	CAM-803



EXTENDED REACH

Integrated extension provides two feet of additional reach.



LASER-CUT BLADES

Dual-action, laser-cut blades provide a consistent, precise, clean cut from every cutting angle.



48/24 DUAL-VOLT LITHIUM TECHNOLOGY

Compatible with not just outdoor power equipment, but all 48V and 24V battery-powered tools, Greenworks 48/24 dual-volt Lithium-Ion batteries are powerful and reliable.



ARTICULATING HEAD

Handle rotates to easily cut at any angle with minimal shift in user's cutting stance.

24-INCH HEDGE TRIMMER

The 48HT24 48V hedge trimmer is lightweight and powerful, providing up to 3,000 cuts per minute. It starts with a simple pull of the trigger, and features 24" dual-action, laser-cut steel blades for cleaner cuts; a rotating rear handle for precise trimming at multiple angles; impact guard, and blade tip guard that protects blades from damage.



48HT24

TECHNICAL DETAILS

Voltage	48V
Motor	Brushed
Trigger	Yes
Weight (without battery)	5.95 lbs.
Blade Length	24"
Length	37.40"
Cutting Thickness	3/4"
Impact Guard	Yes
Rotating Rear Handle	Yes
Anti-jam Function	No
Cutting Speed	3,000 cuts/min
Manufacturer's Warranty	3 Year Product / 3 Year Battery
Replacement Battery Number	BAM-706 / BAM-704
Replacement Charger Number	CAM-803



greenworks®



LASER-CUT BLADES
Dual-action, laser-cut blades provide a consistent, precise, clean cut from every cutting angle.



48/24 DUAL-VOLT LITHIUM TECHNOLOGY
Compatible with not just outdoor power equipment, but all 48V and 24V battery-powered tools, Greenworks 48/24 dual-volt Lithium-Ion batteries are powerful and reliable.



3-POSITION ROTATING HANDLE
Handle rotates to easily cut at most angles with minimal shift in user's cutting stance.



BLADE TIP GUARD
Protects blades from damage so they'll stay sharp longer.





16-INCH BRUSHLESS CHAINSAW

The 48CS16 48V chainsaw is designed for hard work and long runtimes. Lightweight, maneuverable, and powerful, it features a 16" bar and chain, automatic chain oiler, and mechanical chain brake.



48CS16

TECHNICAL DETAILS

Voltage	48V
Motor	Brushless
Chain Speed (feet)	64ft./s
Bar Length (in.)	16"
Power	2kw
Chain Brake	Yes
Automatic Chain Oiler	Yes
Chain Pitch (in.)	3/8"
Chain Tensioning	With Tool
Chain Gauge (in.)	0.043"
Oil Tank	180 ml
Weight (without battery) (lbs.)	8.81
Replacement Battery Number	BAM-704
Replacement Charger Number	CAM-803
Replacement Guide Bar	2941102
Replacement Chain	2941202



16" BAR AND CHAIN
16" bar and chain with 3/8" pitch delivers power and performance for fast cutting, easy maneuvering, and limited kick-back.



STEEL BUCKING SPIKES
Features steel bucking spikes that provide leverage for easier, more controlled cutting.



45CC GAS EQUIVALENT
Provides exceptional power and torque common of a 45cc gas-powered engine, with the more reliable, efficient, brushless electric motor.



BATTERY & CHARGER INCLUDED
4Ah 48V battery and charger included.

greenworks®

8-INCH POLE SAW

With an 48V battery and 8" bar and chain, the 48PS8 Pole Saw features an extension pole for extended reach up to 10 feet for cutting in high places. It also features an automatic chain oiler, angled head for cutting precision, soft grip for comfort and maximum maneuverability, and a branch hook to help remove cut branches.

8" Bar & Chain
with 3/8" Pitch

Branch Hook

Extension Pole

48PS8

TECHNICAL DETAILS

Voltage	48
Motor	Brushed
Shaft Type	Straight
Chain Speed (feet)	26ft./s
Branch Hook	Yes
Bar Length (in.)	8"
Extension Capable	Yes
Length (ft.)	10'
Power	0.72kw
Chain Brake	No
Automatic Chain Oiler	Yes
Chain Pitch (in.)	3/8"
Chain Tensioning	With Tool
Chain Gauge (in.)	0.05"
Oil Tank	80ml
Weight (without battery) (lbs.)	8.15 lbs.
Replacement Battery Number	BAM-706 / BAM-704
Replacement Charger Number	CAM-803
Replacement Guide Bar	2905302
Replacement Chain	2905402

ANGLED HEAD

Angled head design provides maximum precision and cutting angles.

BRANCH HOOK

Integrated branch hook helps capture and manage removal of cut branches.

48/24 DUAL-VOLT LITHIUM TECHNOLOGY

Compatible with not just outdoor power equipment, but all 48V and 24V battery-powered tools, Greenworks 48/24 dual-volt Lithium-Ion batteries are powerful and reliable.



EXTENSION POLE

Features three-piece shaft design and extension pole for longer reach (up to 10 feet).



MOWERS

21-INCH BRUSHLESS SELF-PROPELLED LAWN MOWER

The 48SPM21 48V 21" self-propelled, rear-wheel-drive mower delivers the power and performance needed for all-day use. With our multi-function 3-in-1 design for bagging, mulching, or side discharge; a steel deck; and seven cutting heights that adjust quickly with a single lever, this mower works hard.



48SPM21

TECHNICAL DETAILS

Voltage	48V
Battery Amp Hours	4Ah
Number of Batteries Included	1
Blade Speed (RPM)	2,800-3,200
Collector Volume (gal)	14.5
Cutting Height Options	7
Cutting Mode	3-in-1
Deck Width (in)	21"
Deck Material	Steel
Drive System	Self-Propelled Rear-Wheel Drive
Maximum Cutting Height (in)	3-3/4"
Minimum Cutting Length (in)	1-3/8"
Motor	Brushless
Single-Lever Height Adjustment	Yes
Vertical Storage Capable	Yes
Weight (lbs)	68.34
Manufacturer's Warranty	3 Years Product; 3 Years Battery
Replacement Battery Number	BAM-704
Replacement Charger Number	CAM-803
Replacement Blades	RB333041179



greenworks®



BRUSHLESS MOTOR TECHNOLOGY

Powered by advanced brushless motor for incredible torque and power, extended runtime, and long life.



3-IN-1 DECK DESIGN

3-in-1 design delivers three cutting options (mulch, side-discharge, or bag). With a large 14.5-gallon grass collector, grass clipping disposal is quick and easy.



SELF-PROPELLED

Self-propelled, rear-wheel-drive system with speed control for less strain and easy maneuverability.



48/24 DUAL-VOLT LITHIUM TECHNOLOGY

Compatible with not just outdoor power equipment, but all 48V and 24V battery-powered tools, Greenworks 48/24 dual-volt Lithium-Ion batteries are powerful and reliable.



greenworks®



BRUSHLESS MOTOR TECHNOLOGY

Powered by advanced brushless motor for incredible torque and power, extended runtime, and long life.



48/24 DUAL-VOLT LITHIUM TECHNOLOGY

Compatible with not just outdoor power equipment, but all 48V and 24V battery-powered tools, Greenworks 48/24 dual-volt Lithium-Ion batteries are powerful and reliable.



3-IN-1 DECK DESIGN

3-in-1 design delivers three cutting options (mulch, side-discharge, or bag). With a large 14.5-gallon grass collector, grass clipping disposal is quick and easy.



QUICK HEIGHT ADJUSTMENT

Features seven cutting heights that adjust quickly with a single lever.

21-INCH BRUSHLESS LAWN MOWER

The 48PM21 48V 21" mower delivers the power and performance needed for all-day use. With our multi-function 3-in-1 design for bagging, mulching, or side discharge; a steel deck; and seven cutting heights that adjust quickly with a single lever, this mower works hard.



48PM21

TECHNICAL DETAILS

Voltage	48V
Battery Amp Hours	4Ah
Number of Batteries Included	1
Blade Speed (RPM)	2,800-3,200
Collector Volume (gal)	14.5
Cutting Height Options	7
Cutting Mode	3-in-1
Deck Width (in)	21"
Deck Material	Steel
Drive System	Push
Maximum Cutting Height (in)	3 3/4"
Minimum Cutting Length (in)	1 3/8"
Motor	Brushless
Single Lever Height Adjustment	Yes
Vertical Storage Capable	Yes
Weight (lbs)	61.46
Manufacturer's Warranty	3 Years Product; 3 Years Battery
Replacement Battery Number	BAM-704
Replacement Charger Number	CAM-803
Replacement Blades	RB333041179





POWER TOOLS

24V DRILL/DRIVER

The 48SPM21 cordless drill/driver features an over-molded handle for exceptional comfort, grip, and control; 500 in.-lbs. of torque; and a variable-speed trigger with two speed settings.



EXCEPTIONAL POWER
Brushed 24V motor delivers 500 in.-lbs. of torque for demanding drilling and fastening tasks.



LED LIGHT
Features an LED light for improved visibility.



EXCEPTIONAL POWER
Brushed 24V motor delivers an incredible 2,500 in.-lbs. of torque for demanding drilling and fastening tasks.



LED LIGHT
Features an LED light for improved visibility.



24V IMPACT DRIVER

The ISG301 cordless impact drill/driver delivers 2,500 in.-lbs. of torque; and features a variable-speed trigger and LED light.

DDG301

TECHNICAL DETAILS	
Voltage	24V
Motor	Brushed
Batteries	Tool only (Recommend 2Ah BAM 706)
Style	Cordless Drill
Power Source	Battery
Item Package Quantity	1
Chuck Size	1/2"
Batteries Included	No
Torque	500 in.-lbs.
Chuck	24-Position
LED Light	Yes
No-Load Speed	0-450/0-1750/min. (RPM)



VARIABLE SPEED TRIGGER
Two-speed gearbox (600RPM and 1800RPM) for controlled drilling and driving.



VARIABLE SPEED TRIGGER
Provides 3,200 maximum RPM for quick drilling and driving.



48/24 DUAL-VOLT LITHIUM TECHNOLOGY
Compatible with not just outdoor power equipment, but all 48V and 24V battery-powered tools, Greenworks 48/24 dual-volt Lithium-Ion batteries are powerful and reliable.



48/24 DUAL-VOLT LITHIUM TECHNOLOGY
Compatible with not just outdoor power equipment, but all 48V and 24V battery-powered tools, Greenworks 48/24 dual-volt Lithium-Ion batteries are powerful and reliable.



ISG301

TECHNICAL DETAILS	
Voltage	24V
Motor	Brushed
Batteries	Tool only (Recommend 2Ah BAM 706)
Style	Impact Driver
Power Source	Battery
Item Package Quantity	1
Drive Size (Hex)	1/4"
Batteries Included	No
Torque	2500 in.-lbs.
LED Light	Yes
No-Load Speed	3,200/min. (RPM)
Impact Frequency	4,000/min. (RPM)

24V FLASHLIGHT

Designed with a rotating head, easy-to-use controls, long-lasting battery life, and exceptional brightness, the WLG302 flashlight is ideal for any job.



SUPER-BRIGHT
Provides 100 lumens of LED output.



ROTATING HEAD
Pivoting head easily adjusts light toward specific working area.

WLG302

TECHNICAL DETAILS	
Voltage	24V
Batteries	Tool Only (Recommend 2Ah BAM 706)
Style	Task Light
Power Source	Battery
Item Package Quantity	1
LED Light	100 Lumens
Pivoting Head	Yes



24V SITTING WORK LIGHT

Designed for convenient, hands-free use and part of the Greenworks Commercial 48/24 Dual Volt platform, the Portable Work Light provides 2000 lumens with its 42 LEDs to light up a storage shed, stall, or anywhere hands-free light is needed.



ROTATION
Rotates 360 degrees to illuminate any direction quickly and hold the spot as long as needed.



BUILT-IN STAND
This portable light easily sits on its built-in stand, and also has multiple hanging options for elevated illumination.



24WL1

TECHNICAL DETAILS	
Voltage	24V
Batteries	Tool Only (Recommend 2Ah BAM 706)
Style	Task Light
Power Source	AC/DC
Item Package Quantity	1
LED Light	2000 Lumens
Pivoting Head	Yes
Material	Composite



SUPER-BRIGHT
Provides 220 lumens of LED output.



OPTIMAL COMFORT
Ergonomic, contoured handle for added comfort during use.



48/24 DUAL-VOLT LITHIUM TECHNOLOGY
Compatible with not just outdoor power equipment, but all 48V and 24V battery-powered tools, Greenworks 48/24 dual-volt Lithium-Ion batteries are powerful and reliable.



48/24 DUAL-VOLT LITHIUM TECHNOLOGY
Compatible with not just outdoor power equipment, but all 48V and 24V battery-powered tools, Greenworks 48/24 dual-volt Lithium-Ion batteries are powerful and reliable.



24V ANGLE GRINDER

The AGG302 Angle Grinder is versatile and powerful for use in grinding and polishing applications. It features a spindle lock button, protection guard for added safety, and handle attachment for stability during use.



EXCEPTIONAL POWER

High performance 24V motor delivers 7,000rpms for demanding grinding and polishing tasks.



SAFETY GUARD

Positioning of tool-free guard adjusts quickly and easily.



WET AND DRY CAPABILITY

Easily vacuums wet or dry spills.



INTEGRATED ACCESSORY STORAGE

Hose and accessories store easily in built-in compartments.

24V SHOP VACUUM

The Greenworks VUG302 wet/dry vacuum is lightweight and portable, making it easy to move from jobsite to jobsite. With a three-gallon canister, there's plenty of capacity for debris and liquids.



AGG302

TECHNICAL DETAILS	
Voltage	24V
Motor	Brushed
Batteries	Tool only (Recommend 2Ah BAM 706)
Style	Grinder
Material	Plastic/Metal
Power Source	Battery
Item Package Quantity	1
Disc Diameter	4.5" (115mm)
Shaft	5/8"



SPINDLE LOCK

Spindle lock for quick and easy wheel changes.



DUAL-PORT BATTERY TECHNOLOGY

Includes two battery ports with automatic switch-over for longer run-times. When one battery depletes, power supply is automatically switched to second battery.



48/24 DUAL-VOLT LITHIUM TECHNOLOGY

Compatible with not just outdoor power equipment, but all 48V and 24V battery-powered tools, Greenworks 48/24 dual-volt Lithium-Ion batteries are powerful and reliable.



48/24 DUAL-VOLT LITHIUM TECHNOLOGY

Compatible with not just outdoor power equipment, but all 48V and 24V battery-powered tools, Greenworks 48/24 dual-volt Lithium-Ion batteries are powerful and reliable.

VUG302

TECHNICAL DETAILS	
Voltage	24V
Motor	Brushed
Batteries	Tool Only (Recommend 2Ah BAM 706)
Style	Vacuum
Power Source	Battery
Item Package Quantity	1
Hose Length	5-Foot Hose Length
Debris Tank	3 Gallons
Max Flow	18.6
Max Suction	6.4 kpa
Air Watts	37.4



WARRANTIES

greenworks®

PRODUCT

3 YEARS

BATTERY

3 YEARS

greenworks pro

PRODUCT

4 YEARS

BATTERY

4 YEARS

GREENWORKS
COMMERCIAL

PRODUCT

BATTERY

HANDHELD

2 YEARS

2 YEARS

WALK MOWERS

2 YEARS

2 YEARS

SNOW THROWERS

2 YEARS

2 YEARS

ZERO-TURN MOWERS

2 YEARS

3 YEARS

UTVS

2 YEARS

3 YEARS

Visit greenworkscal.com for more warranty info.

green
eneration
powered by Greenworks® Tools

Join the Green Generation.

The community that celebrates you!

The DIYer, the yard pro, the first-time tool owner, and the seasoned veteran.





SHOP FOR GEAR

From trucker caps and beanies to polos, t-shirts, jackets, and more, Greenworks has all the branded gear you can imagine.

Order online, and ship directly to your home or business. It's that simple.



www.shopgreenworksgear.com



FIND YOUR NEAREST DEALER AT
GREENWORKSCOMMERCIAL.COM



GREENWORKS[®]
COMMERCIAL

Copyright © 2020 Sunrise Global Marketing LLC. All rights reserved.
Greenworks Commercial and other product and service marks are trademarks of Hongkong Sun Rise Trading Limited.

 **WARNING: Cancer and Reproductive Harm. See www.P65Warnings.ca.gov**