



LIGHTING & ELECTRICAL



Our History

1946
Buyers Products Company founded by Sam Ruven and Bessie Kleinman as a distributor of driveline components.

Tracom

1992
 Buyers acquired Trailer Components Manufacturing (Tracom) for CNC precision machining and tooling, as well as state-of-the-art welding.



Buyers continued to grow its product offerings and build valued relationships with customers and suppliers. Increased demand for products led to the pursuit of supply chain manufacturing solutions.



1995
 Buyers acquired Progressive Powder Coating. Our Nordson automatic powder application booth is used to powder coat our Buyers toolboxes and other truck and trailer accessories.



2002
 Buyers moved its corporate headquarters to a brand new 235,000 sq. ft. state-of-the-art office and distribution center.



2004
 Buyers acquired Romotech in New Paris, Indiana. Our Ferry Industries Rotospeed molding machines are used to manufacture our poly salt spreaders.



2007
 Buyers began manufacturing the SnowDogg stainless steel snowplow at our Mentor, Ohio facility.



2009
 Buyers began our operations at Boomerang Rubber, in Botkins, Ohio manufacturing mudflaps, wheel chocks and other rubber truck and trailer accessories.



2013
 Buyers acquired an additional 500,000 sq. ft. manufacturing facility in Mentor, Ohio allowing for expansion of our aluminum and stainless steel manufacturing.



2016
 Buyers establishes a 22,000 sq. ft Engineering Tech Center in Mentor, Ohio. Its multi-use lab, design, training and prototyping space is dedicated to the research and development of innovative product.

ALL YOUR WORK TRUCK PRODUCTS ALL THE TIME.

2017
 Buyers launches new website with business partner portal, to make online ordering and account maintenance easy for customers.



Our Corporate Family of Companies





















Founded in 1946, Buyers Products is a fully integrated manufacturer and a leader in the truck equipment industry. Our engineering, manufacturing and assembly operations take place in the USA, under the Buyers family of companies. **Buyers Products' mission is to improve our Customers' profitability and productivity while enhancing the quality of our products and services.**



Table of Contents

WORK LIGHTS	2	DOT LIGHTS	46
ROUND LENS FLOOD & SPOT LIGHTS	2	Marker/Clearance Lights	46
Ultra Bright LED Articulating Flood & Spot Lights	2	Stop, Turn & Tail Lights	52
SQUARE LENS FLOOD & SPOT LIGHTS	6	Turn Signal Lights	57
Ultra Bright LED Flood & Spot Lights	6	Backup Lights	59
Specialty Mount Lights	12	License / Utility Plate Lights	61
LED COMBINATION SPOT-FLOOD LIGHT BARS	13	REFLECTORS AND CONSPICUITY TAPE	63
INTERIOR AND SPECIALTY WORK LIGHTS	16	SPREADER LIGHT BAR KITS & LIGHT BOXES	64
LED Light Strips	16	OBSERVATION SYSTEMS & ACCESSORIES	70
LED Tube Lights	16	ROADSIDE ASSISTANCE EQUIPMENT	72
Interior Lights	17	Booster Cables	72
Snow Plow Lights	18	Towing Lights, Road Strobe/Flares, & Backup Alarms	73
WARNING LIGHTS	19	ELECTRICAL ACCESSORIES	74
Modular Light Bar & Accessories	19	Switches & Switch Panels	74
LED Mini Light Bars	22	Circuit Breakers	76
Directional Warning Lights	26	Solenoids and Motors	77
Ultra Thin Surface Mounted LED Strobe Lights	27	Meters, Battery Adapters	78
Thin Surface Mounted LED Strobe Lights	29	Junction Boxes & Fuse Holders	79
Surface Mounted LED Strobe Lights	31	GLOSSARY - INDEX	80
LED Recessed Strobes	39	Lighting Regulations	80
BEACON STROBE LIGHTS	41	Industry Glossary & Icon Definitions	88
Class 1 Beacon Lights	41	Warranty Policy	90
Class 2 Beacon Lights	43	Numerical Index	91

ICON KEY ————— Refer to page 88-90 for more details

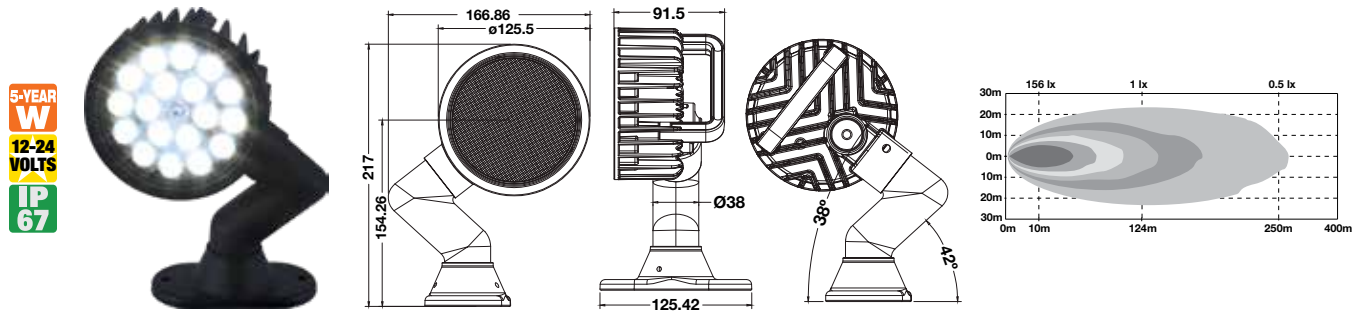
 Limited Lifetime Warranty	 12 Volts	 IP65 Rated	 IPX6 Rated	 SAE J596 Class 1
 1 Year Warranty	 12-24 Volts	 IP66 Rated	 IPX7 Rated	 SAE J596 Class 2
 5 Year Warranty	 PC Rated	 IP67 Rated	 IPX8 Rated	 SAE J845 Class 1
		 IP68 Rated	 CA13	 SAE J845 Class 2

NEW PRODUCTS

<p>Ultra Bright Work Lights with Temperature Control System Pages 6-7</p> 	<p>Ultra Thin Wide Angle 5" LED Strobe Lights Page 29</p> 	<p>LED Strobe / Marker Lights Page 37</p> 
<p>Round and Oval Stop/Turn/Tail/Backup/Strobe Page 39</p> 	<p>Round and Oval Stop/Turn/Tail/Backup Lights Pages 52 & 54</p> 	<p>Back-Up Camera Systems with Night Vision Page 70</p> 

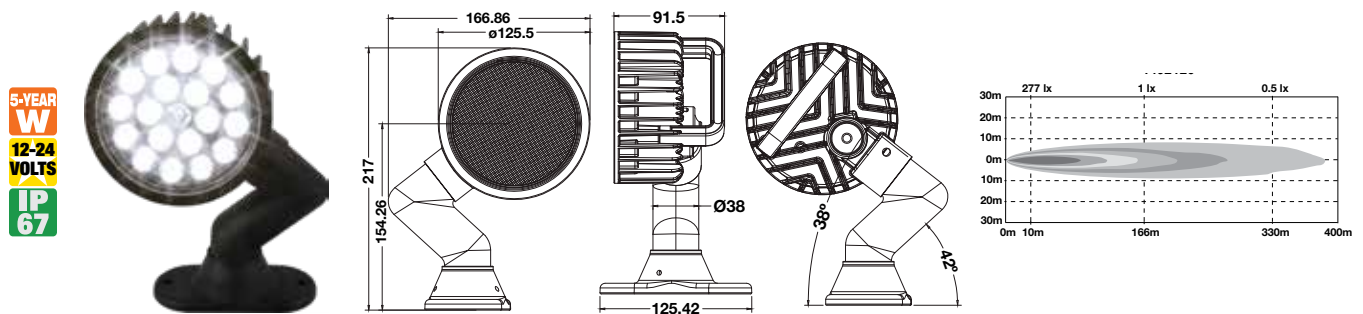
Round Lens

Ultra Bright 5" LED Articulating Flood Light



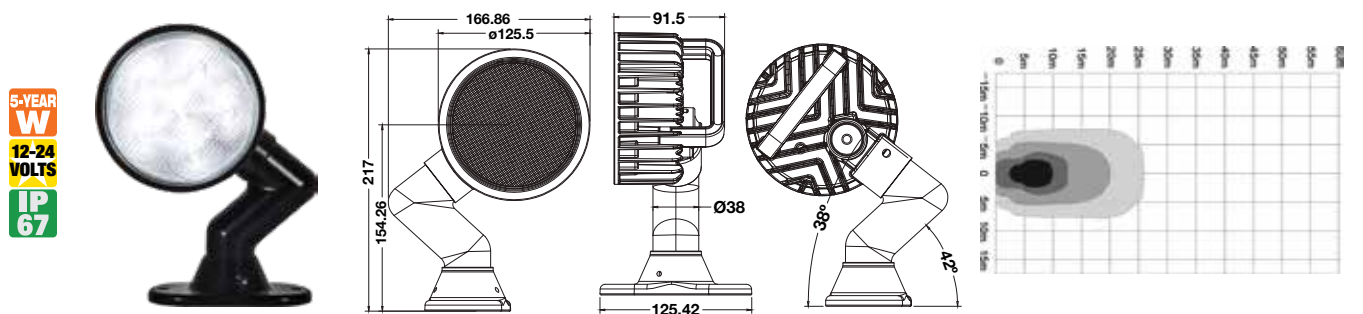
Part No.	Size	LED's	Amps	Lumens	Color	Base / Mount	Lead Length	Connection	Wt. (lbs.)	Cat.
NEW 1492145	5"	18	3	4500	Clear	8mm stud SST	36"	Blunt Cut	1.63	562 (N)

Ultra Bright 5" LED Articulating Spot Light



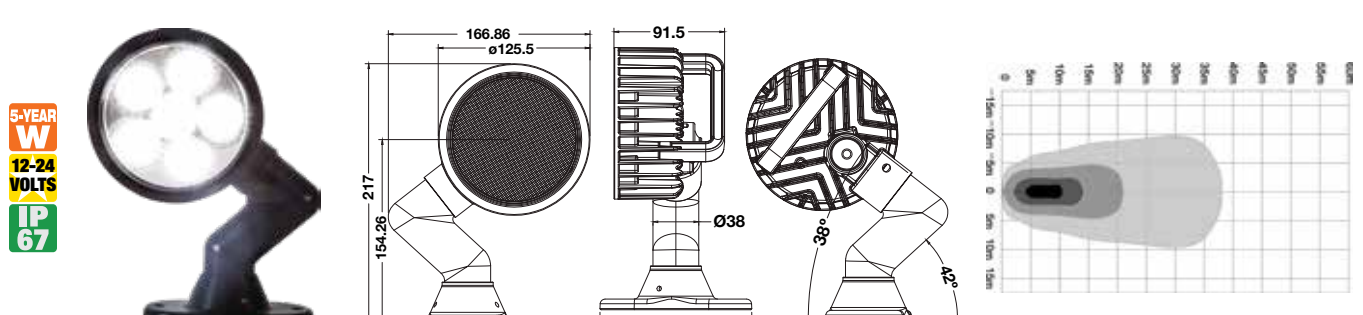
Part No.	Size	LED's	Amps	Lumens	Color	Base / Mount	Lead Length	Connection	Wt. (lbs.)	Cat.
NEW 1492146	5"	18	3	4500	Clear	8mm stud SST	36"	Blunt Cut	1.63	562 (N)

5" LED Articulating Flood Light



Part No.	Size	LED's	Amps	Lumens	Color	Base / Mount	Lead Length	Connection	Wt. (lbs.)	Cat.
NEW 1492125	5"	6	1.5	1350	Clear	8mm stud SST	36"	Blunt Cut		562 (N)

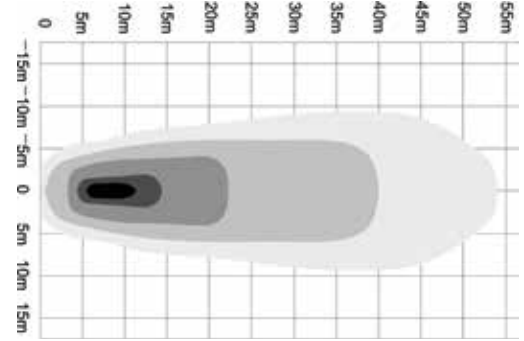
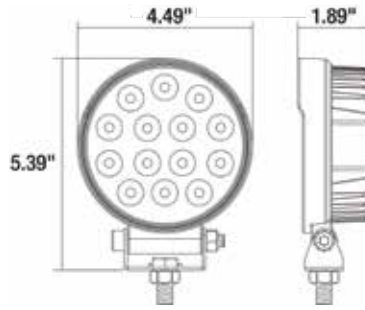
5" LED Articulating Spot Light



Part No.	Size	LED's	Amps	Lumens	Color	Base / Mount	Lead Length	Connection	Wt. (lbs.)	Cat.
NEW 1492126	5"	6	1.5	1350	Clear	8mm stud SST	36"	Blunt Cut		562 (N)

Ultra Bright 5" LED Flood Light

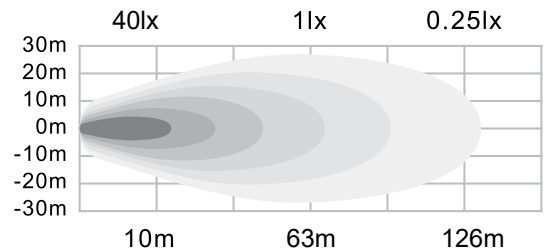
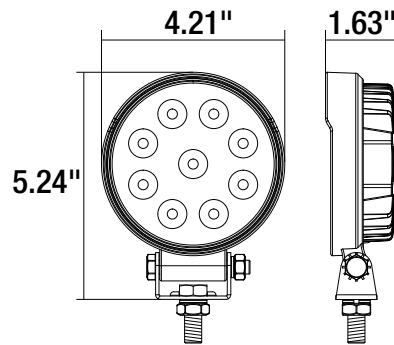
5-YEAR
W
12-24
VOLTS
IP
67



Part No.	Size	LED's	Amps	Lumens	Color	Base / Mount	Lead Length	Connection	Wt. (lbs.)	Cat.
1492127	5"	14	1.83	3780	Clear	10mm stud SST	18"	Blunt Cut	1.49	562 (N)

4" LED Flood Light

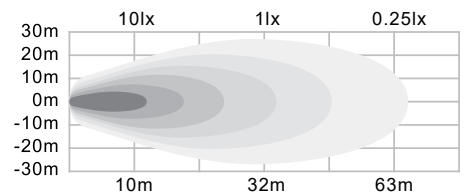
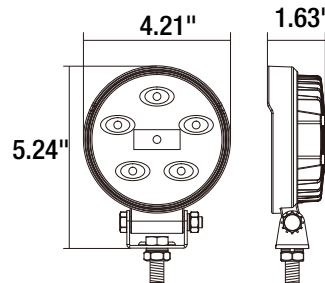
5-YEAR
W
12-24
VOLTS
IP
67



Part No.	Size	LED's	Amps	Lumens	Color	Base / Mount	Lead Length	Connection	Wt. (lbs.)	Cat.
1492114	4.21"	9	1.25	1710	Clear	8mm stud SST	18"	Blunt Cut	1.58	562 (N)

4" LED Magnetic Base Flood Light

5-YEAR
W
12-24
VOLTS
IP
67



Part No.	Size	LED's	Amps	Lumens	Color	Base / Mount	Lead Length	Connection	Wt. (lbs.)	Cat.
1492130	4.6"	6	1.5	1140	Clear	Magnetic	30'	12V DC Adapter	2.53	562 (N)

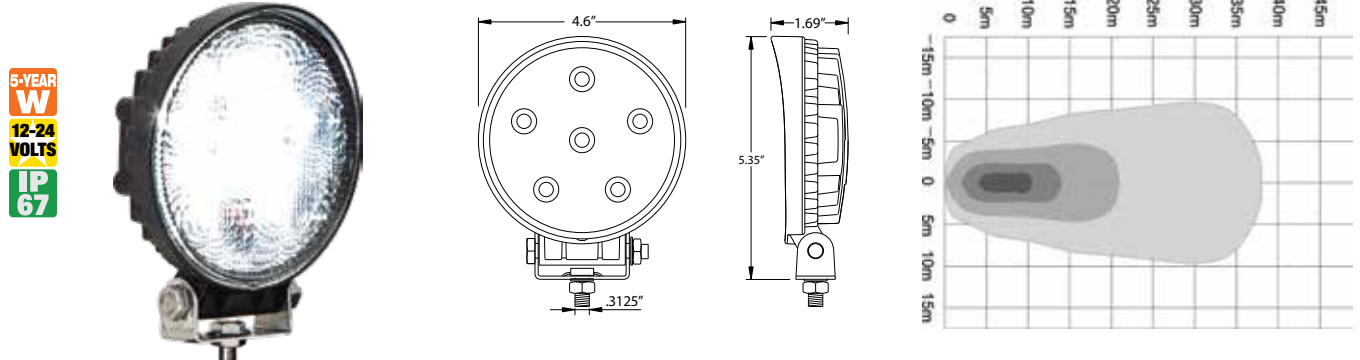
Round Lens

4.5" LED Flood Light



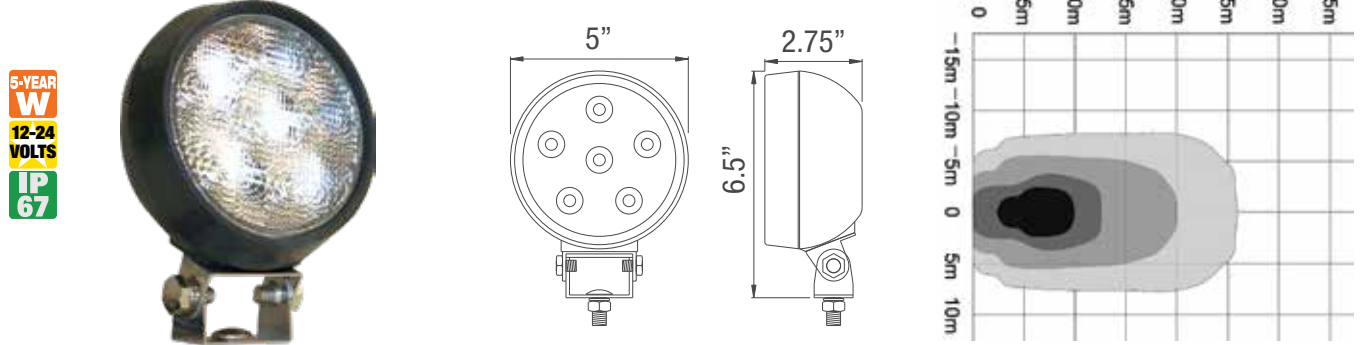
Part No.	Size	LED's	Amps	Lumens	Housing Color	Lens Color	Base / Mount	Lead Length	Connection	Wt. (lbs.)	Cat.
1492115	4.6"	6	1.5	1350	Black	Clear	8mm stud SST	36"	Blunt Cut	1.20	562 (N)
1492116	4.6"	6	1.5	1350	Black	Amber	8mm stud SST	36"	Blunt Cut	1.20	562 (N)
1493215	4.6"	6	1.5	1350	White	Clear	8mm stud SST	36"	Blunt Cut	1.20	562 (N)

4.5" LED Spot Light



Part No.	Size	LED's	Amps	Lumens	Color	Base / Mount	Lead Length	Connection	Wt. (lbs.)	Cat.
1492215	4.6"	6	1.5	1350	Clear	8mm stud SST	36"	Blunt Cut	1.20	562 (N)

5" LED Sealed Rubber Flood Light



Part No.	Size	LED's	Amps	Lumens	Color	Base / Mount	Lead Length	Connection	Wt. (lbs.)	Cat.
1492112	5"	6	1.5	1350	Clear	8mm stud SST	36"	Blunt Cut	1.80	562 (N)

5" LED Sealed Rubber Flood Light

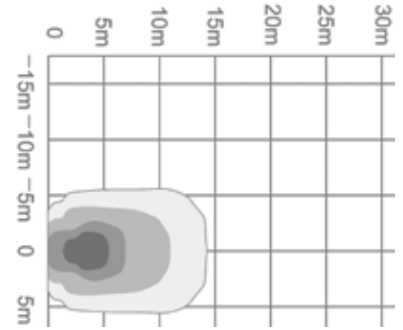
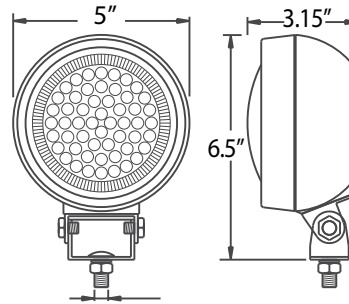
5-YEAR
W
12-24
VOLTS
IP
67



1492110



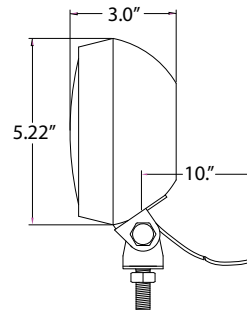
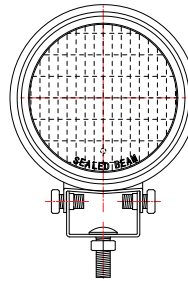
1492111



Part No.	Size	LED's	Amps	Lumens	Color	Base / Mount	Lead Length	Connection	Wt. (lbs.)	Cat.
1492110	5"	54	3	375	Clear	8mm stud SST	36"	Blunt Cut	1.63	562 (N)
1492111	5"	54	3	375	Amber	8mm stud SST	36"	Blunt Cut	1.63	562 (N)

5" Incandescent Sealed Rubber Flood Light

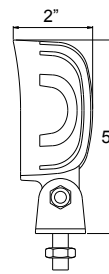
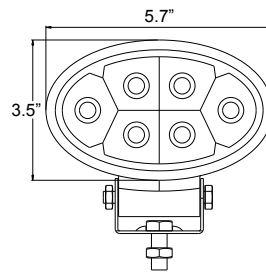
5-YEAR
W
12
VOLTS
IP
67




Part No.	Size	Amps	Watts	Color	Base / Mount	Lead Length	Connection	Std. Qty.	Wt. (lbs.)	Cat.
1492100	5"	2.92	35	Clear	Zinc	10"	Blunt Cut	1	2.64	562 (N)

5.5" LED Spot - Flood Light

5-YEAR
W
12-24
VOLTS
IP
67



• Hybrid Beam Patterns: Spot Light for Distance and Flood Light For Close Up



Part No.	Size	LED's	Amps	Lumens	Color	Base / Mount	Lead Length	Connection	Wt. (lbs.)	Cat.
1492113	5.70"	6	1.5	1350	Clear	8mm stud SST	36"	Blunt Cut	1.20	562 (N)

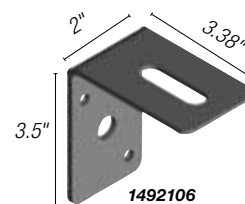
Work Light with Built-In Backup Camera



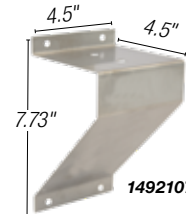
- Produces 1100 lumens of light
- Durable camera features a 976 (H) x 592 (V) pixel resolution
- Night vision capabilities and a wide 140° viewing angle to help capture everything going on even in low visibility situations

Part No.	Description	Cat.
8883110	Round Work Lamp Camera	888 (N)

Stainless Steel Mounts



1492106



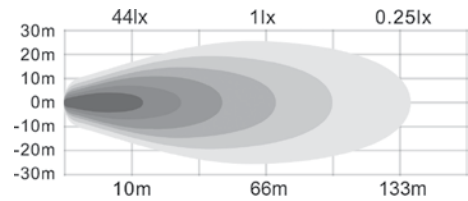
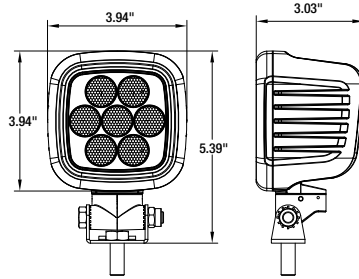
1492107

Part No.	Description	Wt. (lbs.)	Cat.
1492106	Stainless Steel Bracket	0.47	562 (N)
1492107	Stainless Steel Bracket	0.90	562 (N)

Square Lens

Ultra Bright 4" LED Flood Light

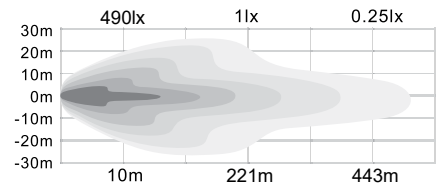
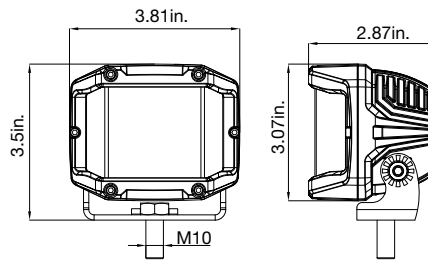
• Features TCS (temperature control system), automatically adjusts light for maximum power depending on temperature



Part No.	Size	LED's	Amps	Lumens	Color	Base / Mount	Lead Length	Connection	Wt. (lbs.)	Cat.
NEW 1492223*	3.75"	21	7.75	2105-7017	Clear	10mm stud SST	28"	Deutsch	2.34	562 (N)

*Available June 2019

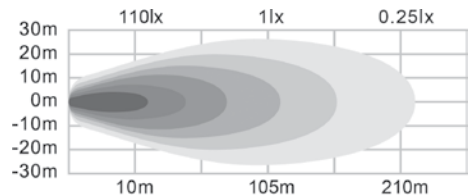
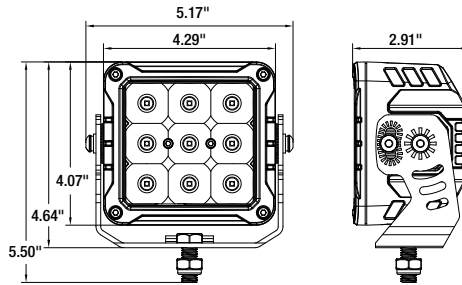
Ultra Bright Wide Angle 4" LED Spot - Flood Light



Part No.	Size	LED's	Amps	Lumens	Color	Base / Mount	Lead Length	Connection	Wt. (lbs.)	Cat.
NEW 1492197	3.8"	10	2.18	3,540	Clear	SST	18"	Blunt Cut	1.73	562 (N)

Ultra Bright 4.5" LED Flood Light

• Features TCS (temperature control system), automatically adjusts light for maximum power depending on temperature

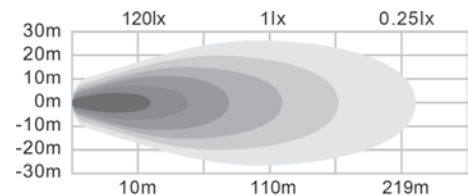
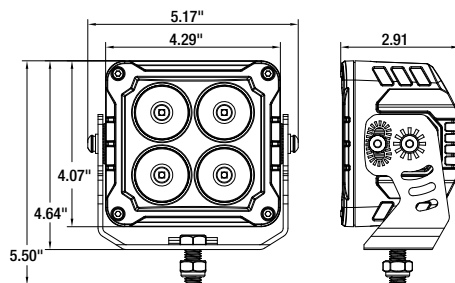


Part No.	Size	LED's	Amps	Lumens	Color	Base / Mount	Lead Length	Connection	Wt. (lbs.)	Cat.
NEW 1492225*	4.375"	36	10	2943-9831	Clear	10mm stud SST	28"	Deutsch	2.9	562 (N)

*Available June 2019

Ultra Bright 4.5" LED Flood Light

• Features TCS (temperature control system), automatically adjusts light for maximum power depending on temperature

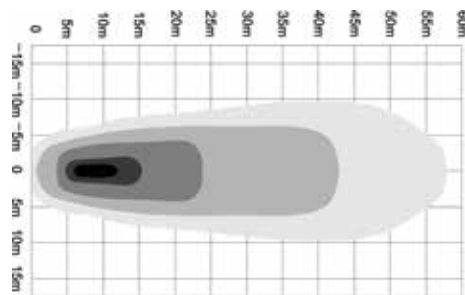
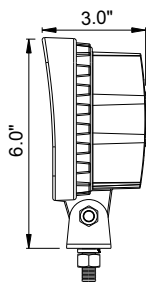
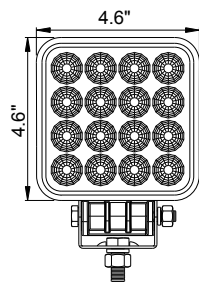


Part No.	Size	LED's	Amps	Lumens	Color	Base / Mount	Lead Length	Connection	Wt. (lbs.)	Cat.
NEW 1492224*	4.375"	16	6.92	1938-6459	Clear	10mm stud SST	28"	Deutsch	3.0	562 (N)

*Available June 2019

Ultra Bright 4.5" LED Flood Light

5-YEAR
W
12-24
VOLTS
IP
67

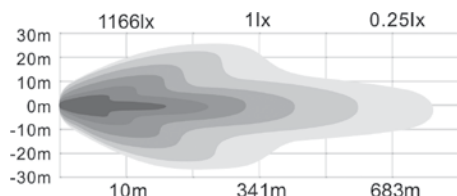
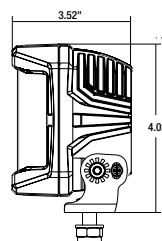
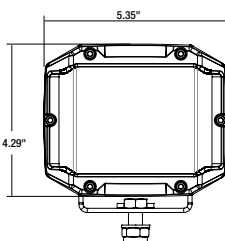


Part No.	Size	LED's	Amps	Lumens	Color	Base / Mount	Lead Length	Connection	Wt. (lbs.)	Cat.
1492128	4.6"	16	2.08	4320	Clear	SST	18"	Blunt Cut	1.66	562 (N)

Ultra Bright 5" LED Flood Light

• Features TCS (temperature control system), automatically adjusts light for maximum power depending on temperature

5-YEAR
W
12-24
VOLTS
IP
67



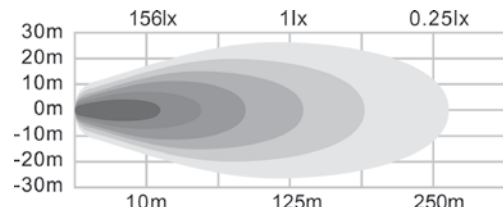
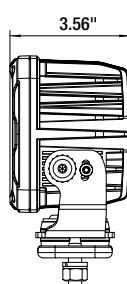
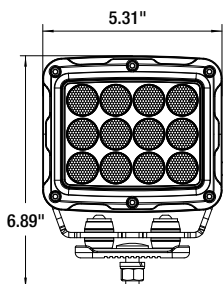
Part No.	Size	LED's	Amps	Lumens	Color	Base / Mount	Lead Length	Connection	Wt. (lbs.)	Cat.
1492222*	5"	17	4.17	3600-4500	Clear	10mm stud SST	28"	Blunt Cut	3.24	562 (N)

*Available June 2019

Ultra Bright 5" LED Flood Light

• Features TCS (temperature control system), automatically adjusts light for maximum power depending on temperature

5-YEAR
W
12-24
VOLTS
IP
67



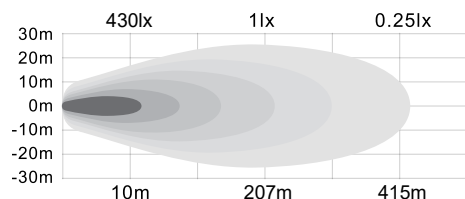
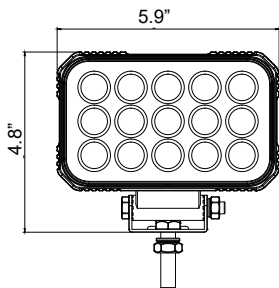
Part No.	Size	LED's	Amps	Lumens	Color	Base / Mount	Lead Length	Connection	Wt. (lbs.)	Cat.
1492226*	5.375"	36	12.42	3600-12000	Clear	10mm stud SST	28"	Deutsch	4.6	562 (N)

*Available June 2019

Ultra Bright 6" LED Flood Light

• Features TCS (temperature control system), automatically adjusts light for maximum power depending on temperature

5-YEAR
W
12-24
VOLTS
IP
67



Part No.	Size	LED's	Amps	Lumens	Color	Base / Mount	Lead Length	Connection	Wt. (lbs.)	Cat.
1492196	4.8" x 5.9"	15	6.8	9000	Clear	10mm stud SST	18"	Blunt Cut	1.6	562 (N)

Square Lens

Ultra Bright 6" LED Flood Light

5-YEAR W
12-24 VOLTS
IP 67

Part No.	Size	LED's	Amps	Lumens	Color	Base / Mount	Lead Length	Connection	Wt. (lbs.)	Cat.
1492190	4.8" x 5.9"	15	1.96	4050	Clear	10mm stud SST	18"	Blunt Cut	1.6	562 (N)

Ultra Bright 6" LED Spot Light

5-YEAR W
12-24 VOLTS
IP 67

Part No.	Size	LED's	Amps	Lumens	Color	Base / Mount	Lead Length	Connection	Wt. (lbs.)	Cat.
1492290	4.8" x 5.9"	15	1.96	4050	Clear	10mm stud SST	18"	Blunt Cut	1.6	562 (N)

Ultra Bright 6.5" LED Flood Light

5-YEAR W
12-24 VOLTS
IP 68

Part No.	Size	LED's	Amps	Lumens	Color	Base / Mount	Lead Length	Connection	Wt. (lbs.)	Cat.
1492194	6.3"	36	4.9	7920	Clear	10mm stud SST	11"	Blunt Cut	1.88	562 (N)

Ultra Bright 8" LED Flood Light

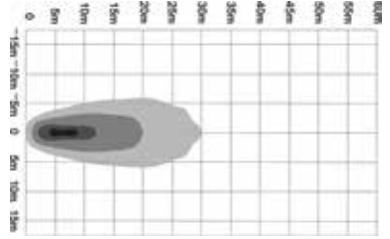
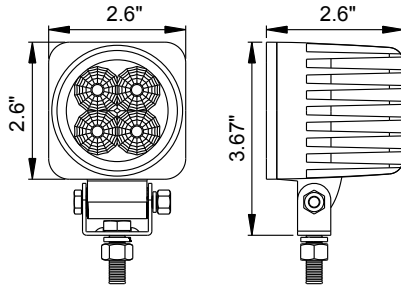
5-YEAR W
12-24 VOLTS
IP 67

Part No.	Size	LED's	Amps	Lumens	Color	Base / Mount	Lead Length	Connection	Wt. (lbs.)	Cat.
1492195*	8"	20	5.7	9100	Clear	SST Bracket	20"	Blunt Cut	4.0	562 (N)

*Available June 2019

2.5" LED Flood Light

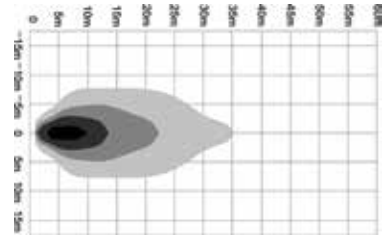
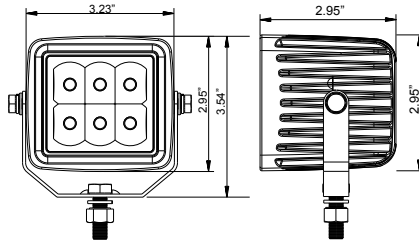
5-YEAR
W
12-24
VOLTS
IP
67



Part No.	Size	LED's	Amps	Lumens	Color	Base / Mount	Lead Length	Connection	Wt. (lbs.)	Cat.
1492129	2.6"	4	1.0	780	Clear	SST	36"	Blunt Cut	1.0	562 (N)

3" LED Flood Light

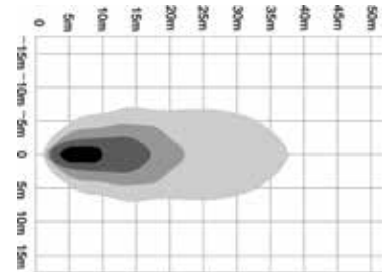
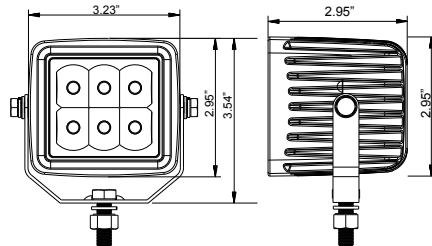
5-YEAR
W
12-24
VOLTS
IP
67



Part No.	Size	LED's	Amps	Lumens	Color	Base / Mount	Lead Length	Connection	Wt. (lbs.)	Cat.
1492137	3.23"	6	1.5	1620	Clear	SST	18"	Blunt Cut	1.5	562 (N)

3" LED Spot Light

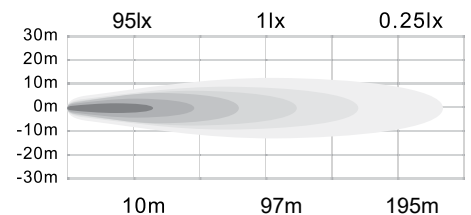
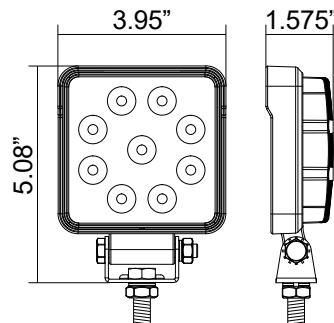
5-YEAR
W
12-24
VOLTS
IP
67



Part No.	Size	LED's	Amps	Lumens	Color	Base / Mount	Lead Length	Connection	Wt. (lbs.)	Cat.
1492237	3.23"	6	1.5	1380	Clear	SST	36"	Blunt Cut	1.5	562 (N)

4" LED Spot Light

5-YEAR
W
12-24
VOLTS
IP
67

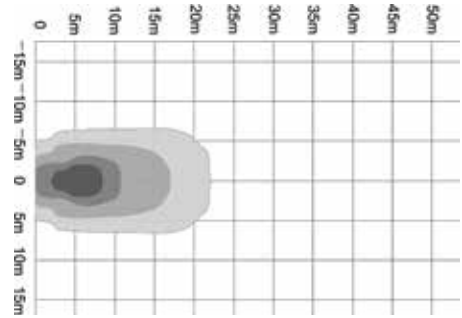
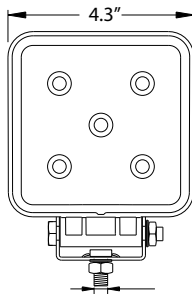


Part No.	Size	LED's	Amps	Lumens	Color	Base / Mount	Lead Length	Connection	Wt. (lbs.)	Cat.
1492134	3.95"	9	1.25	2430	Clear	SST	18"	Blunt Cut	1.12	562 (N)

Square Lens

4" LED Flood Light

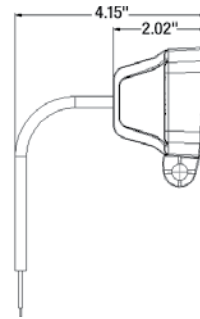
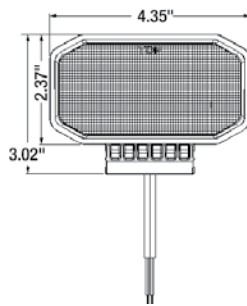
5-YEAR
W
12-24
VOLTS
IP
67



Part No.	Size	LED's	Amps	Lumens	Color	Base / Mount	Lead Length	Connection	Wt. (lbs.)	Cat.
1492117	4.3"	5	1.2	1050	Clear	SST	36"	Blunt Cut	1.20	562 (N)

4" LED Flood Light

5-YEAR
W
12-24
VOLTS
IP
67

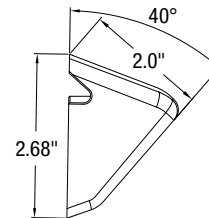
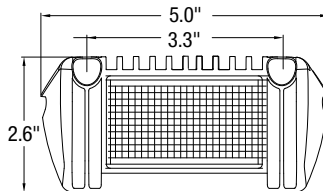


Part No.	Size	LED's	Amps	Lumens	Color	Base / Mount	Lead Length	Connection	Wt. (lbs.)	Cat.
1492220*	4.35"	10	1	1800	Clear	10mm stud SST	14"	Blunt Cut	0.90	562 (N)

*Available June 2019

5" LED Flood Light

5-YEAR
W
12-24
VOLTS
IP
67

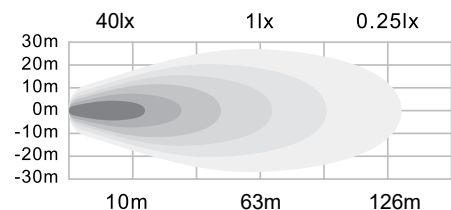
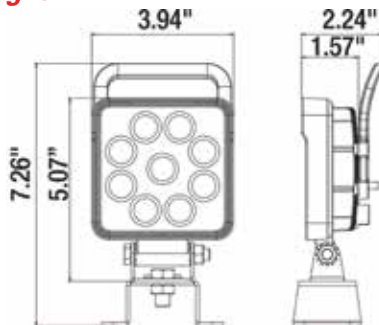


Part No.	Size	LED's	Amps	Lumens	Color	Base / Mount	Lead Length	Connection	Wt. (lbs.)	Cat.
1492199*	5"	9	0.75	725	Clear	Black Aluminum	15"	Blunt Cut	0.79	562 (N)

*Available June 2019

5" LED Switch and Handle Flood Light

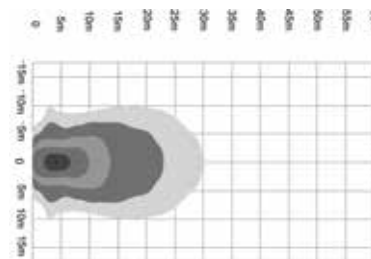
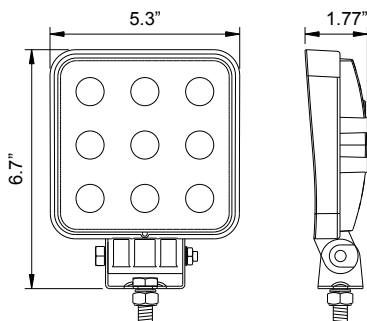
5-YEAR
W
12-24
VOLTS
IP
67



Part No.	Size	LED's	Amps	Lumens	Color	Base / Mount	Lead Length	Connection	Wt. (lbs.)	Cat.
1492193	5.3"	9	2.25	1710	Clear	SST	36"	Blunt Cut	1.76	562 (N)

5" LED Flood Light

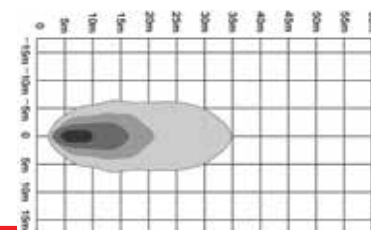
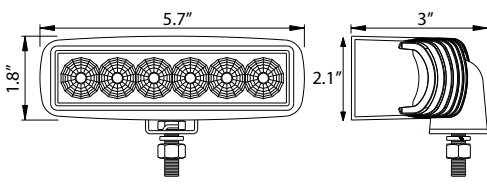
5-YEAR
W
12-24
VOLTS
IP
67



Part No.	Size	LED's	Amps	Lumens	Color	Base / Mount	Lead Length	Connection	Wt. (lbs.)	Cat.
1492119	5.3"	9	2.25	1500	Clear	8mm stud SST	36"	Blunt Cut	1.76	562 (N)

5.5" LED Flood Light

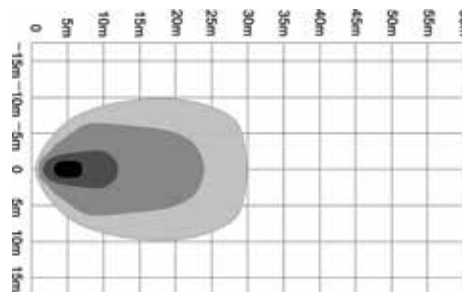
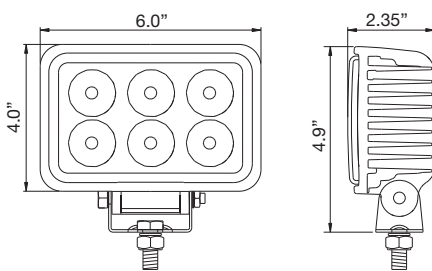
5-YEAR
W
12-24
VOLTS
IP
67



Part No.	Size	LED's	Amps	Lumens	Color	Base / Mount	Lead Length	Connection	Wt. (lbs.)	Cat.
1492135	5.7"	6	1.5	1620	Clear	SST	18"	Blunt Cut	1.6	562 (N)

6" LED Flood Light

5-YEAR
W
12-24
VOLTS
IP
67



Part No.	Size	LED's	Amps	Lumens	Color	Base / Mount	Lead Length	Connection	Wt. (lbs.)	Cat.
1492118	4" x 6"	6	1.5	1350	Clear	10mm stud SST	36"	Blunt Cut	1.75	562 (N)

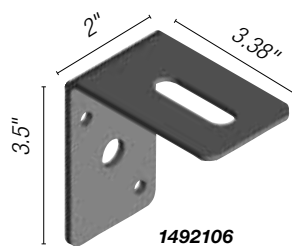
Work Light with Built-In Backup Camera



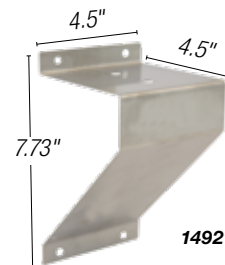
- Produces 1100 lumens of light
- Durable camera features a 976 (H) x 592 (V) pixel resolution
- Night vision capabilities and a wide 140° viewing angle to help capture everything going on even in low visibility situations

Part No.	Description	Cat.
8883111	Square Work Lamp Camera	888 (N)

Stainless Steel Mounts



1492106



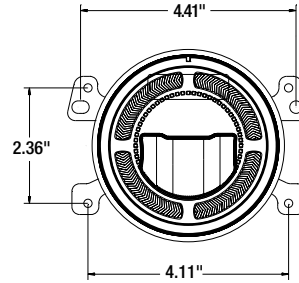
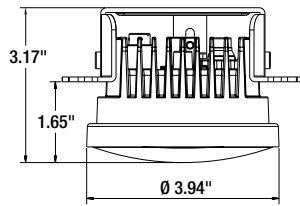
1492107

Part No.	Description	Wt. (lbs.)	Cat.
1492106	Stainless Steel Bracket	0.47	562 (N)
1492107	Stainless Steel Bracket	0.90	562 (N)

Specialty Mount Lights

4" LED Fog Light

5-YEAR
W
12-24
VOLTS
IP
67


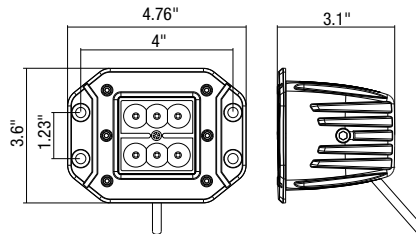


Part No.	Size	LED's	Amps	Lumens	Color	Base / Mount	Lead Length	Connection	Wt. (lbs.)	Cat.
1492221	4"	1	0.71	483	Clear	SST	18"	Blunt Cut	1.47	562 (N)

Recessed 3" LED Flood Light

- Recessed Mount

5-YEAR
W
12-24
VOLTS
IP
67

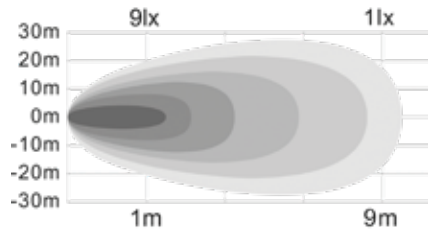
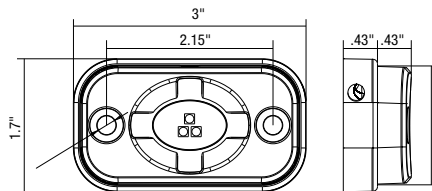


Part No.	Size	LED's	Amps	Lumens	Color	Base / Mount	Lead Length	Connection	Wt. (lbs.)	Cat.
1492138	2.875"	6	1.38	1620	Clear	12 mm stud	18"	Blunt Cut	1.37	562 (N)

Angle Mounted 3" LED Flood Light

- Mounting options included: flat, tubular and angle

5-YEAR
W
12-24
VOLTS
IP
67

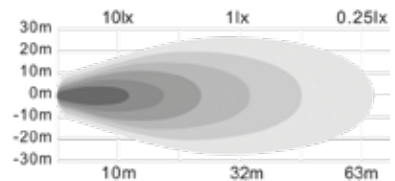
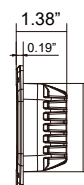
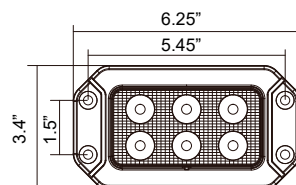


Part No.	Size	LED's	Amps	Lumens	Color	Housing	Lead Length	Connection	Wt. (lbs.)	Cat.
1492139	3" x 1-1/2"	3	0.34	1260	Clear	Black Aluminum	18"	Blunt Cut	0.32	562 (N)

Recessed 6.5" LED Flood Light

- Includes 30° rubber offset mount

5-YEAR
W
12-24
VOLTS
IP
67



Side view of Rubber Mount

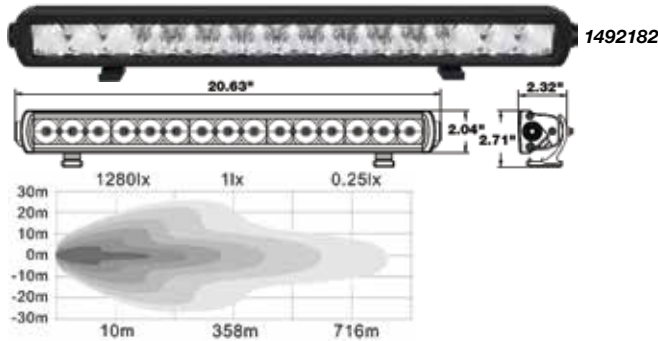
Part No.	Size	LED's	Amps	Lumens	Color	Base / Mount	Lead Length	Connection	Wt. (lbs.)	Cat.
1492191	6.25" L x 1.37" W x 3.42" T	6	0.75	1140	Clear	Recessed, Diecast	18"	Blunt Cut	1.2	562 (N)

Straight Single Row LED Combination *Spot - Flood Light Bar*

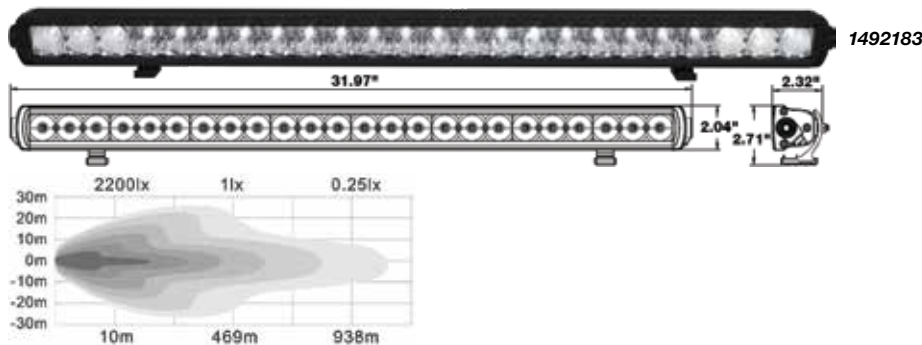
- Adjustable width mounts



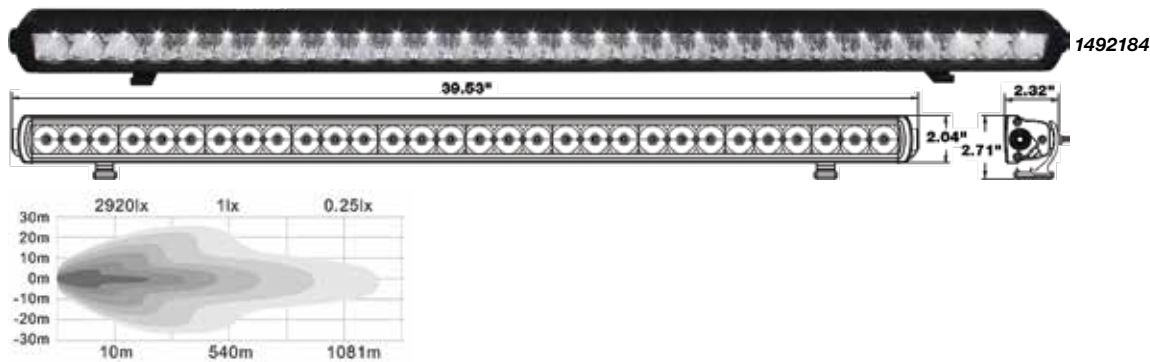
20.5"




32"



39.5"



51"


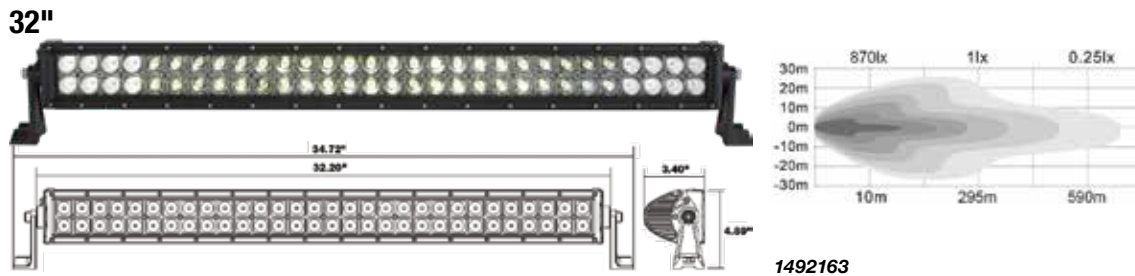
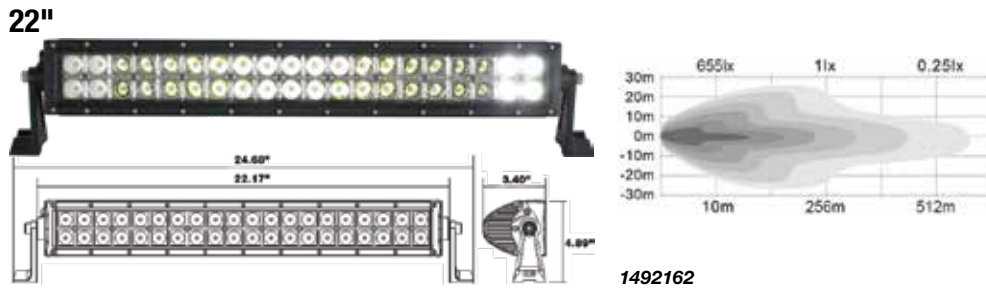

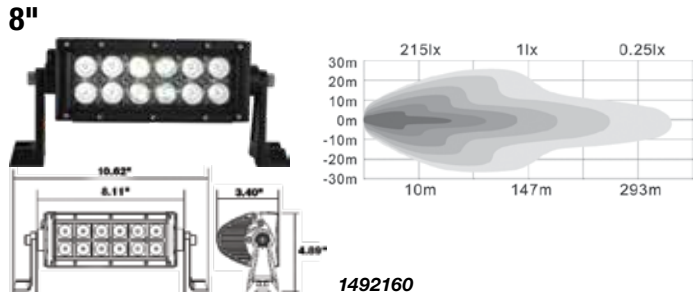


Part No.	Size	LED's	Amps	Lumens	Color	Base / Mount	Lead Length	Connection	Wt. (lbs.)	Cat.
1492182	20.63"	15	2.80	4050	Clear	Aluminum	30.5"	Blunt Cut	3.7	562 (N)
1492183	31.97"	24	4.55	6480	Clear	Aluminum	30.5"	Blunt Cut	5.45	562 (N)
1492184	39.53"	30	5.78	8100	Clear	Aluminum	30.5"	Blunt Cut	6.62	562 (N)
1492185	50.87"	39	7.60	10530	Clear	Aluminum	30.5"	Blunt Cut	8.8	562 (N)

LED Spot-Flood Light Bars

Ultra Bright Dual Row LED Combination *Spot - Flood* Light Bar

5-YEAR
W **12-24**
VOLTS **IP**
67





Part No.	Size	LED's	Amps	Lumens	Color	Base / Mount	Lead Length	Connection	Wt. (lbs.)	Cat.
1492160	8.11"	12	2	3240	Clear	Aluminum	33.5"	Blunt Cut	3.34	562 (N)
1492161	14.09"	24	4.20	6480	Clear	Aluminum	33.5"	Blunt Cut	4.98	562 (N)
1492162	22.17"	40	8.20	10800	Clear	Aluminum	52.5"	Blunt Cut	7.34	562 (N)
1492163	32.20"	60	12.00	16200	Clear	Aluminum	52.5"	Blunt Cut	10.15	562 (N)
1492165	50.12"	96	16.60	25920	Clear	Aluminum	52.5"	Blunt Cut	15.42	562 (N)


Ultra Bright Dual Row LED Curved Combination *Spot - Flood Light Bar*

5-YEAR WARRANTY 12-24 VOLTS IP 67

14"



22"



Part No.	Size	LED's	Amps	Lumens	Color	Base / Mount	Lead Length	Connection	Wt. (lbs.)	Cat.
1492171	14.09"	24	4.20	6480	Clear	Aluminum	33.5"	Blunt Cut	4.93	562 (N)
1492172	22.32"	40	8.20	10800	Clear	Aluminum	52.5"	Blunt Cut	7.29	562 (N)

Rear Mount Mounting Legs, Pair

- For 1492160 & 1492170 series



Part No.	Description	Wt. (lbs.)	Cat.
3034110	Rear Mount Mounting Legs, Pair	0.66	562 (N)

Tube Mount, Pair



Part No.	Description	Wt. (lbs.)	Cat.
3035781	Tube Mount, Pair	1.44	562 (N)

Tube X Mount. Pair



Part No.	Description	Wt. (lbs.)	Cat.
3035783	Tube X Mount, Pair	1.76	562 (N)

Harness with Single Switch

- For 1492160, 1492170, 1492180 series work lights



Part No.	Description	Wt. (lbs.)	Cat.
3035768	Harness with Single Switch, DT Connection	0.93	562 (N)
3035770	Harness with Single Switch, ATP Connection	1.04	562 (N)

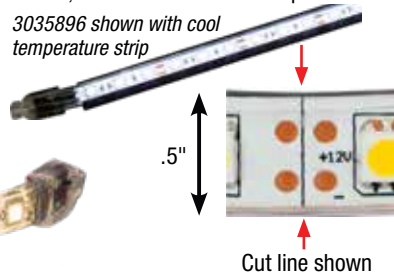
LED Strip and Tube Lights

LED Strip Lights With 3M™ Adhesive Back

- Commercial grade housing
- Wired at both ends
- End caps and mounting clips included
- Can be cut every 3 LEDs
- Custom lengths and connectors available upon request

- Clear, warm has 3000K color temperature
 - Clear, cool has 9000K color temperature
- 3035896 shown with cool temperature strip

5-YEAR
W
12
VOLTS
IP
67




Cut line shown

Part No.	Size	LED's	Amps	Lumens	Color	Connection	Std. Qty.	Wt. (lbs.)	Cat.
5621827	18"	27	0.41	360	Clear, Warm	Blunt Cut, Both Ends	1	0.31	562 (N)
5621928	18"	27	0.41	360	Clear, Cool	Blunt Cut, Both Ends	1	0.31	562 (N)
5622436	24"	36	0.54	470	Clear, Warm	Blunt Cut, Both Ends	1	0.35	562 (N)
5622537	24"	36	0.54	470	Clear, Cool	Blunt Cut, Both Ends	1	0.35	562 (N)
5622638	24"	36	0.54	470	Red	Blunt Cut, Both Ends	1	0.35	562 (N)
5622739	24"	36	0.54	470	Blue	Blunt Cut, Both Ends	1	0.35	562 (N)
5623654	36"	54	0.81	710	Clear, Warm	Blunt Cut, Both Ends	1	0.40	562 (N)
5623755	36"	54	0.81	710	Clear, Cool	Blunt Cut, Both Ends	1	0.40	562 (N)
5624872	48"	72	1.12	940	Clear, Warm	Blunt Cut, Both Ends	1	0.44	562 (N)
5624973	48"	72	1.12	940	Clear, Cool	Blunt Cut, Both Ends	1	0.44	562 (N)
5625074	48"	72	1.12	940	Red	Blunt Cut, Both Ends	1	0.44	562 (N)
5625175	48"	72	1.12	940	Blue	Blunt Cut, Both Ends	1	0.44	562 (N)
5626090	60"	90	1.30	1180	Clear, Warm	Blunt Cut, Both Ends	1	0.55	562 (N)
5626191	60"	90	1.30	1175	Clear, Cool	Blunt Cut, Both Ends	1	0.55	562 (N)
5626292	60"	90	1.30	1175	Amber	Blunt Cut, Both Ends	1	0.55	562 (N)
56296144	96"	144	2.00	2160	Clear, Warm	Blunt Cut, Both Ends	1	0.88	562 (N)
56297145	96"	144	2.00	2160	Clear, Cool	Blunt Cut, Both Ends	1	0.88	562 (N)
56298146	96"	144	2.00	1880	Amber	Blunt Cut, Both Ends	1	0.88	562 (N)
562109166	108"	165	3.00	2400	Clear, Cool	Blunt Cut, Both Ends	1	1.12	562 (N)
562133202	132"	201	4.00	3000	Clear, Cool	Blunt Cut, Both Ends	1	1.37	562 (N)
3035896	LED Strip Light Mounting Channel, 17-1/2" Long, Black, Mounting 3M® Tape								562 (N)

LED Tubes Light

- Tubes rotate to aim lights
- Color temperature 5500K



Part No.	Size	LED's	Amps	Lens Color	Connection	Lumens	Mounting	Std. Qty.	Wt. (lbs.)	Cat.
5621812	18"	12	.21	Clear	8" Blunt Cut	144	Surface	1	.23	562 (N)
5622416	24"	16	.29	Clear	8" Blunt Cut	192	Surface	1	.28	562 (N)
5623624	36"	24	.34	Clear	8" Blunt Cut	288	Surface	1	.38	562 (N)
5624832	48"	32	.45	Clear	8" Blunt Cut	384	Surface	1	.48	562 (N)

Strobe Controller

5-YEAR
W

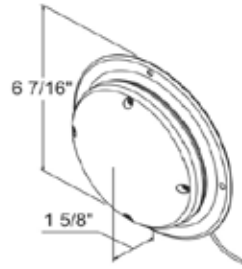


- 15 Watts MAX (6A@12V)
- Triple flash burst
- Mounts with included 3M adhesive foam tape
- Make connections quick with included quick splice connectors
- Works with steady burning 12VDC light(s) up to 6A

Part No.	Size	Amps	Operating Temp	Connection	Std. Qty.	Wt. (lbs.)	Cat.
5621002	1" x 1-1/2"	6.0	-22 to 176	6" Lead	1	0.07	562 (N)

5" Round Incandescent Interior Dome Light

5-YEAR
W
12
VOLTS



Part No.	Size	Amps	Color	Bulb	On-Off Switch	Std. Qty.	Wt. (lbs.)	Cat.
5625030	4.6"	2.2	Clear	1156	Yes	1	0.5	562 (N)

5" Round LED Interior Dome Lights

- 12-24 VDC
- 1.5A

5-YEAR
W
12
VOLTS



5625336

- for remote switch



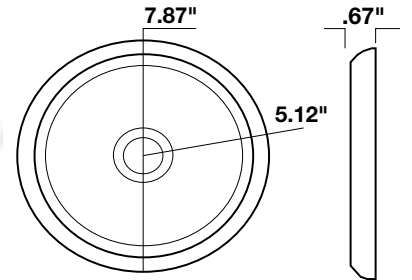
5625337

- with built-in switch



5625338

- with motion sensor



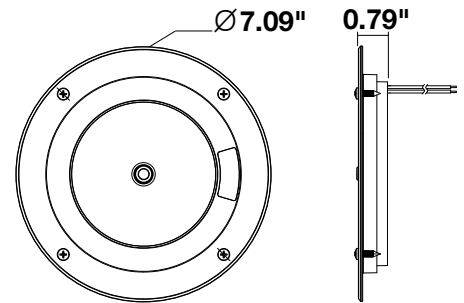
5627036

- with built-in switch



5627038

- with motion sensor



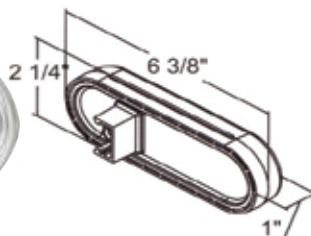
Part No.	Size	LED's	Lens Color	ON/OFF Function	Connection	Lumens	Mounting	Std. Qty.	Wt. (lbs.)	Cat.
5625336	5.1"	36	Clear	Remote Switch	8" Blunt Cut	2200	Surface	1	0.39	562 (N)
5625337	5.1"	36	Clear	Built-In Switch	8" Blunt Cut	2200	Surface	1	0.39	562 (N)
5625338	5.1"	36	Clear	Motion Sensor	8" Blunt Cut	2200	Surface	1	0.39	562 (N)
5627036	7"	36	Clear	Built-In Switch	8" Blunt Cut	2200	Surface	1	0.39	562 (N)
5627038	7"	36	Clear	Motion Sensor	8" Blunt Cut	2200	Surface	1	0.39	562 (N)

Oval LED Interior Dome Lights

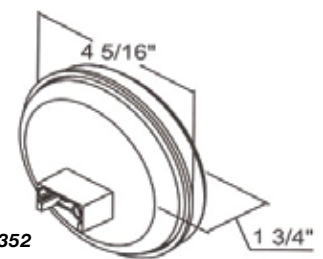
5-YEAR
W
12
VOLTS



5626352



5624352



Part No.	Size	LED's	Lens Color	Connection	Lumens	Mounting	Amp	Std. Qty.	Wt. (lbs.)	Cat.
5626352	6"	10	Clear	PL-3 Connection	80	Grommet	.221	10	0.37	562 (N)
5624352	4"	10	Clear	PL-3 Connection	80	Grommet	.221	10	0.34	562 (N)

See mounting grommets on page C11



Products are Retail Packaged

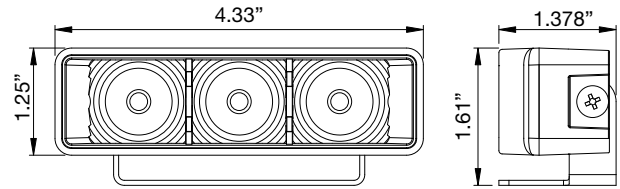


LED Strip, Projector and Rope Lights

4.4" LED Projector Light



- Ideal for cab steps and perimeter ground lighting




Part No.	Size	LED's	Amps	Lumens	Color	Base / Mount	Lead Length	Connection	Std. Qty.	Wt. (lbs.)	Cat.
5624433	4.4"	3	.30	120	Clear	Aluminum/SS Bracket	36"	Blunt Cut	1	0.37	562 (N)

LED Rope Light with Connections and Mounts



- Mounting hardware and connections included
- Can be cut every 3 LEDs



Part No.	Size	LED's	Amps	Lumens	Color	Base / Mount	Connection	Std. Qty.	Wt. (lbs.)	Cat.
5625576	52.5'	576	3.8	48-60/ft.	Clear	Clips	Plug	1	6	562 (N)

Universal Snowplow Light Kit



- Dual beam halogen headlamps with turn signal/parking light
- High-impact polycarbonate case
- Double-post mounts
- Includes universal wiring harness

Part No.	Description	Cat.
1311100	Universal Light Kit	889 (N)
1311110	Headlight Adapter for International® Trucks	889 (N)
3014194	Low Beam Replacement Bulb	889 (N)
3014193	Hi Beam Replacement Bulb	889 (N)
1311103	Park/Turn, Amber, Replacement Bulb	889 (N)

Stainless Steel Truck Hood Light Brackets



PLB12SS for use with 1311100 dual stud plow lights



PLB11SS for use with single stud plow lights

- Kit Includes driver & passenger side bracket, gaskets & fasteners
- Stainless steel
- Universal fit for med./hvy. class truck hoods:
Ford, Freightliner, GMC, International, Mack, Peterbilt, Sterling, Volvo

Part No.	Description	Cat.
PLB11SS	Unwelded Bracket, Stainless Steel with Hardware	889 (N)
PLB12SS	Unwelded Bracket, Extended, Stainless Steel with Hardware	889 (N)

LED Modular Light Bar Series



- Standard with amber strobes
- Customize by adding amber, blue, green, clear and/or red strobes
- Middle strobes have 3-LED reflector heads
- Corner strobes have 6-LED D-fuser heads
- Dimming mode
- Extruded aluminum frame

- 13" wide x 2" tall
- Optional work lights and take down lights on 49", 54" & 60" models
- Mounting feet and controller sold separately (see pg C16)
- Available in 24", 49", and 60" sizes
 - 54" models available - call for quotes

24" LED Modular Light Bar



49" LED Modular Light Bar



60" LED Modular Light Bar



8893060 shown with mounting feet
(Mounting feet and controller sold separately)

Part No.	Size	LEDs	Amp	Modules Description	Chassis Diagram	Wt. (lbs.)	Cat.
8893024	24"	36	3-6	8 Amber		15.4	889 (N)
88930243	24"	36	3-6	4 Amber, 4 Clear		15.4	889 (N)
8893049	49"	54	7-14	14 Amber Built-in Traffic Advisor		33.0	889 (N)
88930492	49"	36	7-14	8 Amber		31.8	889 (N)
88930493	49"	36	7-14	4 Amber, 4 Clear		31.8	889 (N)
8893060	60"	60	8-16	14 Amber, 2 Red Stop-Turn-Tail Lights Built-in Traffic Advisor		36.1	889 (N)
88930603	60"	42	8-16	8 Amber, 2 Red Stop-Turn-Tail Lights 2 Take Down Lights		34.7	889 (N)
88930604	60"	48	8-16	12 Amber		34.9	889 (N)
88930605	60"	60	8-16	16 Amber Built-in Traffic Advisor		36.1	889 (N)

Amber Strobe
 Clear Strobe
 Red Strobe Stop-Turn-Tail Lights
 Clear Take Down Lights

Buyers Custom Light Bars

Customizing Stock Light Bars

Modular light bars can be customized by purchasing the accessory light heads listed below. This allows light heads to be added or colors to be changed, without having to buy a new light bar. Takedown and alley lights can also be added to 49", 54" and 60" models (not 24").

Custom Light Bar Program

Factory built custom modular light bars are also available in 24", 49", 54" and 60" lengths. Customers choose their light head configuration and colors. Buyers Products will then quote, build, test, and ship the custom light bar. Call or email customer service at (440) 974-8888, customercare@buyersproducts.com or visit buyersproducts.com for more information.

LED Middle Strobe



Part No.	LEDs	Color	Wt. (lbs.)	Cat.
3024631	3	Amber	0.28	889 (N)
3024632	3	Clear	0.27	889 (N)
3024633	3	Red	0.28	889 (N)
3024634	3	Blue	0.27	889 (N)
3032932*	3	Green	0.28	889 (N)

* 3032932 is not CA13 or SAE J595 Class 1

LED Corner Strobe



Part No.	LEDs	Color	Wt. (lbs.)	Cat.
3024635	6	Amber	0.21	889 (N)
3024636	6	Clear	0.20	889 (N)
3024637	6	Red	0.21	889 (N)
3024638	6	Blue	0.21	889 (N)
3032933	6	Green	0.21	889 (N)

LED Middle Take Down Light Head



Part No.	LEDs	Color	Wt. (lbs.)	Cat.
3024639	6	Clear	0.23	889 (N)
3024640	9	Clear	0.23	889 (N)

LED Alley Lights



Part No.	LEDs	Color	Wt. (lbs.)	Cat.
3024642	3	Clear	0.14	889 (N)

Steel Mounting Feet for LED Modular Light Bar



- Black powder coated
- Adjustable height

Part No.	Material	Size	Wt. (lbs.)	Cat.
3024646	Plastic	12.625"L x 5.50"W x 2.25"T	2.58	889 (N)
3024647	Steel	10.125"L x 6.5"W x 2-3"T	3.89	889 (N)

* Use with Stainless Steel Strap Kits

Steel Mounting Feet

- Black powder coat



Part No.	Description	Wt. (lbs.)	Cat.
3024648	4.5"L x 6.75"W x 1.75"T	3.16	889 (N)
3024649	Wide Surface 8.75"L x 2.50"W x 2.25"T	2.47	889 (N)

4 Switch Panel, Pre-Wired

- For use with 49", 54" & 60" modular light bars
- 3.75"L x 1.25"W x 1.5"T
- Built-in traffic advisor controls



Part No.	Description	Wt. (lbs.)	Cat.
6391204	4-Switch Panel, Pre-Wired	0.27	639 (N)

6 Switch Panel, Pre-Wired with LED Pattern Display

- For use with 49", 54" and 60" modular light bars
- Programmable
- Built-in traffic advisor controls



Part No.	Description	Wt. (lbs.)	Cat.
6391206	6-Switch Panel, Pre-Wired with LED Pattern Display	0.39	639 (N)

Stainless Steel Strap Kits for LED Modular Light Bar



Part No.	Description	Wt. (lbs.)	Cat.
3025442	GM1500/2500/3500/4500/5500, Light Bars: 49", 54" and 60"	1.53	889 (N)
3042509	GM1500/2500/3500 (2019+), Light Bars: 49", 54" and 60"	1.53	889 (N)
3026114	F-150 (2004-2014), Light Bars: 49", 54" & 60"	1.60	889 (N)
3034400	F-150 (15+) F250/F550 (17+), 49", Light Bars: 54" & 60"	1.60	889 (N)
3026115	F-250/350/450/550 (1999-2016), Light Bars: 49", 54" & 60"	1.60	889 (N)
3026116	RAM 500/2500/3500/4500/5500, (09-18), Light Bars: 49", 54" and 60"	1.60	889 (N)

5 Switch Panel, Pre-Wired

- For use with 24", 49", 54" & 60" modular light bars, plus surface and recessed mounted strobes
- 3.5"L x 1.0"W x 2.5"T



Part No.	Description	Wt. (lbs.)	Cat.
6391205	5-Switch Panel, Pre-Wired	0.35	639 (N)

Switch Panel, Pre-Wired with LED Pattern Display



Part No.	Description	Wt. (lbs.)	Cat.
6391208	Switch Panel, 7 Function, Multi-Purpose, Programmable	0.83	639 (N)
6391209	Switch Panel, 8 Function, Multi-Purpose, Programmable, with Relays	0.83	639 (N)

LED Mini Light Bars

49" Fleet Series Light Bar

12-24 VOLTS **IP 65**

- Integrated, pre-wired, in-cab controller for ease of use and installation
- In-cab controller boasts 14 flash patterns in addition to directional "traffic arrow" patterns, and steady "on" position
- Light is provided by 22 amber LED strobe heads, each with six 1W LEDs
- Durable extruded aluminum housing with black powder coat finish
- 25' cord and pre-wired controller with 12 functions
- Permanent mount with gutter clamps

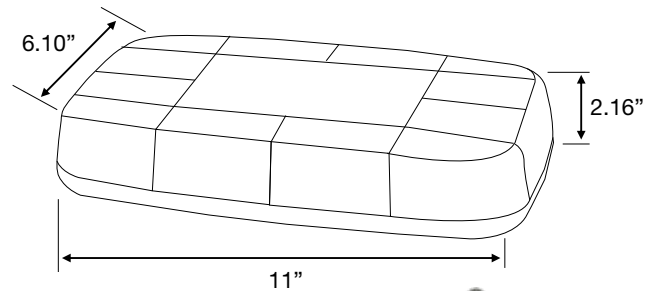


Part No.	Size	LEDs	Color	Amp	Mount	House	Flash Patterns	Wt. (lbs.)	Cat.
8892048	47.2"L x 12.2"W x 4.3"H	22	Amber	10	Permanent	Aluminum	14	39.2	889 (N)
8892148	47.2"L x 12.2"W x 4.3"H	22	Amber/Clear	10	Permanent	Aluminum	14	39.2	889 (N)

11" Rectangular Multi-Mount LED Mini Light Bar

5-YEAR WARRANTY **12-24 VOLTS**

- Includes 15' cord
- ON/OFF switch and pattern switch



Permanent mounting stud and magnetic mounts


Part No.	Size	LEDs	Color	Amp	Mount	Power	Flash Patterns	Wt. (lbs.)	Cat.
8891040	11"L x 6.5"W x 2.25"H	24	Amber	2	Magnetic or Permanent	DC Adapter	10	3.5	889 (N)
8891042	11"L x 6.5"W x 2.25"H	24	Amber/Clear	2	Magnetic or Permanent	DC Adapter	10	3.5	889 (N)
8891045	11"L x 6.5"W x 2.25"H	24	Amber/Blue	2	Magnetic or Permanent	DC Adapter	10	3.5	889 (N)
8891049	11"L x 6.5"W x 2.25"H	24	Amber/Green	2	Magnetic or Permanent	DC Adapter	10	3.5	889 (N)

See pg. 25 for Drill-Free Cab Mounts Options

11" Rectangular LED Mini Light Bar

5-YEAR
W **12**
VOLTS

- Includes 15' cord



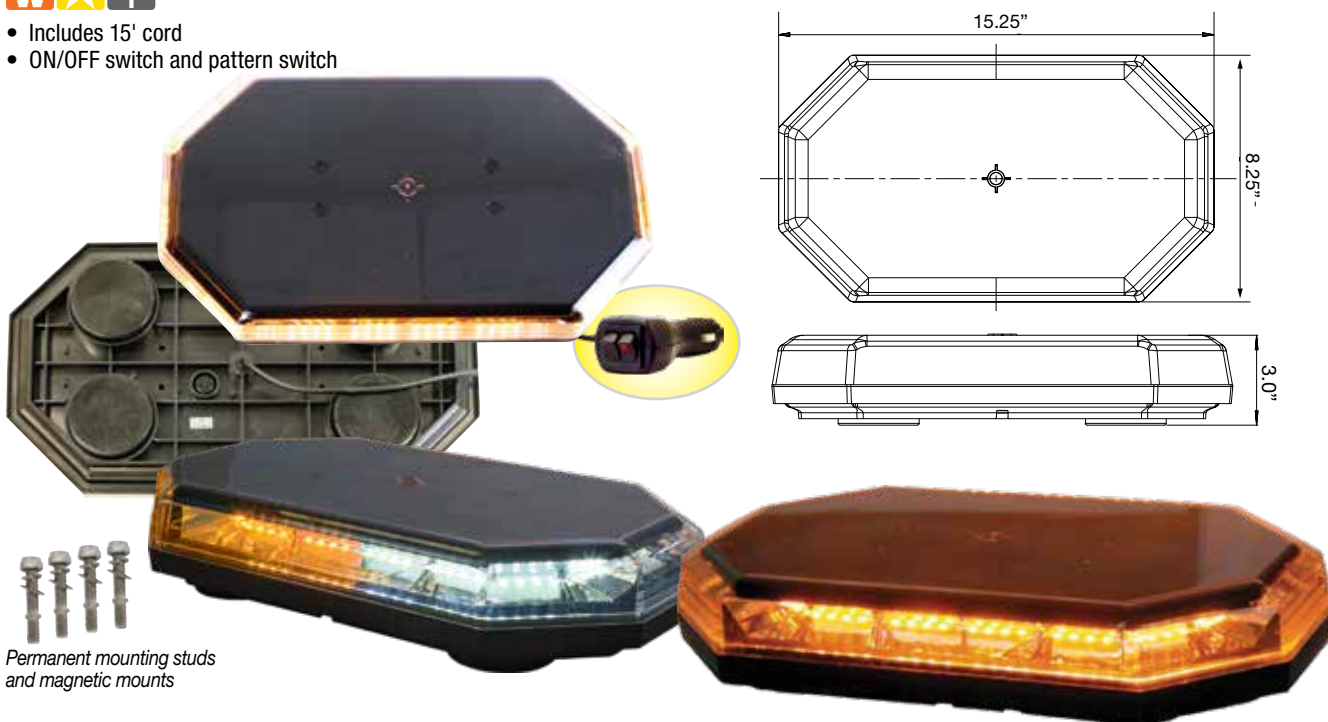
Part No.	Size	LEDs	Color	Amp	Mount	Power	Flash Patterns	Wt. (lbs.)	Cat.
8891050	10.93"L x 5.75"W x 3.44"H	24	Amber	3.5	Magnetic	DC Adapter	Random	4.0	889 (N)
8891052	10.93"L x 5.75"W x 3.44"H	24	Amber/Clear	3.5	Magnetic	DC Adapter	Random	4.0	889 (N)

See pg. 25 for Drill-Free Cab Mounts Options

15" Octagonal LED Mini Light Bar Series

5-YEAR
W **12-24**
VOLTS **SAE J589**
CLASS
1

- Includes 15' cord
- ON/OFF switch and pattern switch



Permanent mounting studs and magnetic mounts

Part No.	Size	LEDs	Color	Amp	Mount	Power	Flash Patterns	Wt. (lbs.)	Cat.
8891060	15"L x 8.25"W x 3"H	56	Amber	3.2	Magnetic or Permanent	DC Adapter	10	5.5	889 (N)
8891062*	15"L x 8.25"W x 3"H	56	Amber/Clear	3.2	Magnetic or Permanent	DC Adapter	10	5.5	889 (N)

*8891062 is not SAE J595 Class 1


See pg. 25 for Drill-Free Cab Mounts Options

LED Mini Light Bars

10" Oval Low Profile LED Mini Light Bar

5-YEAR WARRANTY
12-24 VOLTS

- Includes 15' cord
- ON/OFF switch and pattern switch



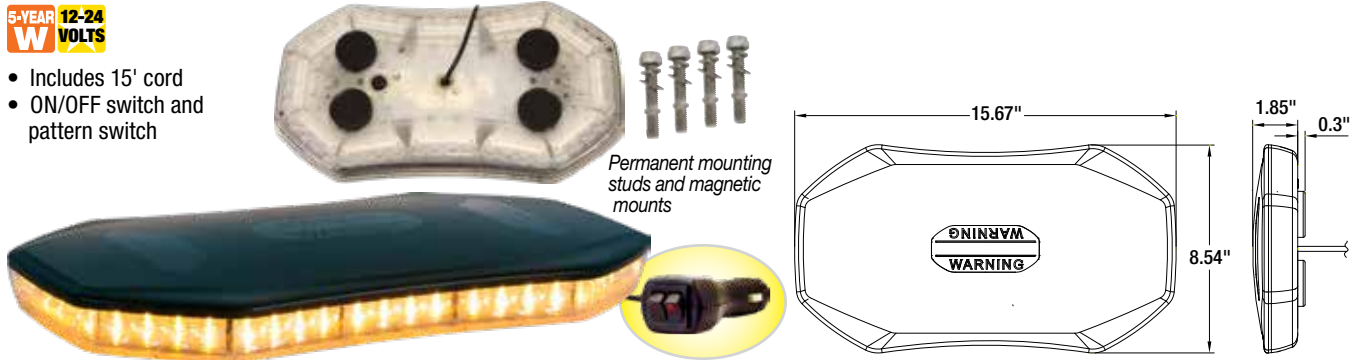
Part No.	Size	LEDs	Color	Amp	Mount	Power	Flash Patterns	Wt. (lbs.)	Cat.
8891080	9.88"L x 6.69"W x 1.61"H	40	Amber	3.34	Magnetic/Permanent	DC Adapter	20	3.10	889 (N)
8891082*	9.88"L x 6.69"W x 1.61"H	40	Amber/Clear	3.34	Magnetic/Permanent	DC Adapter	20	3.10	889 (N)

See pg. 25 for Drill-Free Cab Mounts Options

15" Hexagonal Low Profile Mini Light Bar

5-YEAR WARRANTY
12-24 VOLTS

- Includes 15' cord
- ON/OFF switch and pattern switch



Part No.	Size	LEDs	Color	Amp	Mount	Power	Flash Patterns	Wt. (lbs.)	Cat.
8891110	15.75"L x 8.75"W x 1.87"H	56	Amber	3.52	Magnetic/Permanent	DC Adapter	10	4.65	889 (N)
8891111	15.75"L x 8.75"W x 1.87"H	56	Amber/Clear	3.52	Magnetic/Permanent	DC Adapter	10	4.65	889 (N)

See pg. 25 for Drill-Free Cab Mounts Options

16.5" Rectangular LED Mini Light Bar

5-YEAR WARRANTY
12-24 VOLTS
SAE J845 CLASS 1

- Includes 15' cord
- ON/OFF switch and pattern switch



8891091-Permanent mounting studs and magnetic mounts

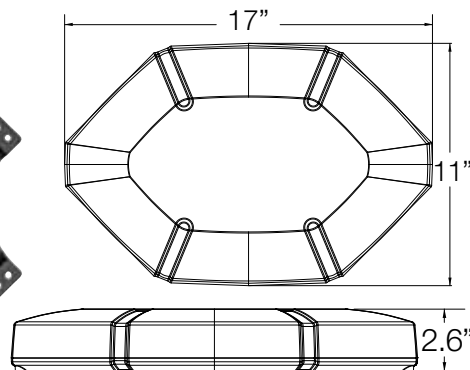

Part No.	Size	LEDs	Color	Amp	Mount	Power	Flash Patterns	Wt. (lbs.)	Cat.
8891090	16.7"L x 6.9"W x 2.9"H	18	Amber	3.2	Vacuum-Magnetic	DC Adapter	19 Patterns	7.78	889 (N)
8891091	Optional: Aluminum Light Bar Mounting Bracket Kit							1.70	889 (N)

See pg. 25 for Drill-Free Cab Mounts Options

17" Octagonal Mini Light Bar



- Includes 15' cord
- ON/OFF switch and pattern switch



Part No.	Size	LEDs	Color	Amp	Mount	Power	Flash Patterns	Wt. (lbs.)	Cat.
8891100	16.75"L x 11"W x 2.75"H	30	Amber	3.6	Magnetic	DC Adapter	25	9.9	889 (N)
8891102*	16.75"L x 11"W x 2.75"H	30	Amber/Clear	3.6	Magnetic	DC Adapter	25	9.9	889 (N)
8891010 Optional: Aluminum Mounting Brackets for Octagonal Mini Light Bars								0.70	889 (N)

* 8891102 is not SAE J895 Class 1

See below for Drill-Free Cab Mount Options

Fleet Series Drill-Free Light Bar Cab Mount

- One piece construction
- Mounts in 3rd brake light OEM location
- Aluminum construction with a black powder-coat finish
- Pre-drilled for Buyers mini light bars
- 30 lb. capacity
- 22"L x 10"W x 3.74"H



Part No.	Description	Wt. (lbs.)	Cat.
8895550	For Ford F-150 (2015+) and Ford F-250/550 (2017+)	1.58	889 (N)

Drill-Free Light Bar Cab Mount

- Ideal for aluminum cabs
- Mounts in 3rd brake light OEM location
- Powder-coated aluminum platform
- 30 lb. capacity
- 22"L x 10"W x 1.5"H



8895150 shown with optional light bar **8891060** (not included)

Note: Third brake light not included, OEM light transfers

Part No.	Description	Wt. (lbs.)	Cat.
8895095	For Chevy/GMC STD & XTD (2007-2013) 1500-3500, Legacy	7.25	889 (N)
8895100	For Chevy/GMC (2014-2018) 1500-3500 All Models, (2019) 1500-3500 All Models Except 1500 LT & LTZ	7.25	889 (N)
8895105	For Chevy Colorado-GMC Canyon (2015-2017) with "I03" Antenna	7.25	889 (N)
8895150	For Ford All Aluminum F-150 (2015+) and F-250-550 (2017+)	7.25	889 (N)
8895250	For Ford SuperDuty with Legacy Steel Cab (2006-2016) F-250-550	7.25	889 (N)
8895300	For Dodge RAM (2010-2018) 1500-4500, (2019) *1500 CLASSIC ONLY*	7.25	889 (N)
8895350	For Dodge-Ram Cab & Chassis 5500 (2010-2018) *Only for 5500*	7.25	889 (N)



LED Directional, Dashboard Light Bars and Cab Mounts

Self-Adhesive Magnetic Mount Pad for Aluminum Cabs

- Allows use of magnetic light mounts even on aluminum truck cabs
- Strong and durable 3M® tape will stay stuck to your truck even through demanding weather
- Black powder-coated finish for style and durability



8895400



Note: Allows use of magnetic light mounts even on aluminum truck cabs

Part No.	Description	Wt. (lbs.)	Cat.
8895400	Self Adhesive Magnetic Mount Pad for Aluminum Cabs, Single	0.27	889 (N)
8895404	Self Adhesive Magnetic Mount Pad for Aluminum Cabs, 4 pack	1.02	889 (N)

LED Traffic Advisor/Strobe with Flood Light



8894142
In Strobe Mode



8894142
In Flood Light Mode



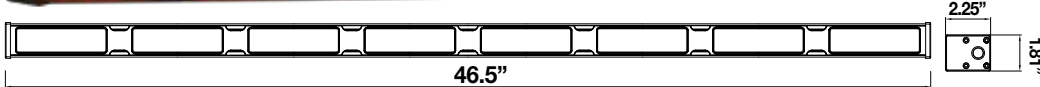
Part No.	Size	LEDs	Color	Amp	Power	Flash	Cable	Wt. (lbs.)	Cat.
8894134*	33.7"L x 2.1"W x 1.26"H	96	Amber/Clear	3.0	12-24 VDC	22 Flash Patterns; 11 Strobe/11 Traffic	25'	6.6	889 (N)
8894142*	41.7"L x 2.1"W x 1.26"H	108	Amber/Clear	3.75	12-24 VDC	22 Flash Patterns; 11 Strobe/11 Traffic	25'	7.5	889 (N)

*Available June 2019

LED Traffic Advisor/Strobe



8894047



Adjustable width mounting studs



8894050 Riser Mounts



6391204



6391207

Part No.	Size	LEDs	Color	Amp	Power	Flash	Cable	Wt. (lbs.)	Cat.
8894037*	36.7"L x 2.25"W x 1.81"H	24	Amber	3.2	12-24 VDC	22 Flash Patterns; 11 Strobe/11 Traffic	25'	6.6	889 (N)
8894047*	46.5"L x 2.25"W x 1.81"H	32	Amber	3.2	12-24 VDC	22 Flash Patterns; 11 Strobe/11 Traffic	25'	7.5	889 (N)
8894050	Optional L-Bracket Riser Mounts - 4.3" H							0.5	889 (N)
8894055	8-Strand Bulk Wire, 25ft, For 8894037 & 8894047							2.25	560 (N)
8894056	8-Strand Bulk Wire, 50ft, For 8894037 & 8894047							4.5	560 (N)
6391204	Switch Panel, (3) On/Off, (1) Momentary							0.27	639 (N)
6391207	Switch Panel, (4) On/Off, (2) Momentary							0.39	639 (N)

*Also works with 6391208 and 6391209 shown on pages 21 & 74

14" LED Dashboard Light Bar

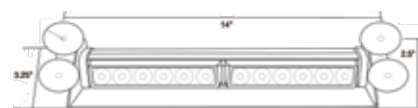
- Mounts with suction cups or adhesive hook with velcro



8891024



891025

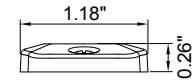
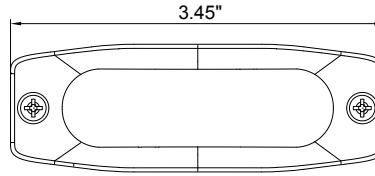


Part No.	Size	LEDs	Color	Amp	Mount	Power	Flash Patterns	Wt. (lbs.)	Cat.
8891024	14"L x 3.25"W x 2.5"H	12	Amber	0.35	Multiple	DC Adapter	19	1.58	889 (N)
8891025	14"L x 3.25"W x 2.5"H	12	Amber/Clear	0.35	Multiple	DC Adapter	19	1.58	889 (N)

Ultra-Thin 3.5" LED Strobe Light Series



- Includes 3M™ Self Adhesive Tape



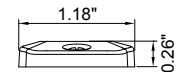
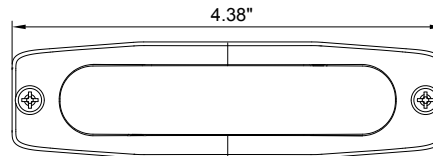
	Part No.	Size	LEDs	Color	Amp	Flash	Housing	Wt. (lbs.)	Cat	
		8892230	3.5"	3	Amber	0.5	12 Patterns	Aluminum	0.08	889 (N)
		8892231	3.5"	3	Clear	0.5	12 Patterns	Aluminum	0.08	889 (N)
		8892233	3.5"	3	Red	0.5	12 Patterns	Aluminum	0.08	889 (N)
		8892234	3.5"	3	Blue	0.5	12 Patterns	Aluminum	0.08	889 (N)
		8892239*	3.5"	3	Green	0.5	12 Patterns	Aluminum	0.08	889 (N)
		8892232	Black, 90 Degree Mounting Bracket					0.04	889 (N)	

*8892239 is not CA13 or SAE J595 Class 1

Ultra Thin 4.5" LED Strobe Light



- Includes 3M™ Self Adhesive Tape



	Part No.	Size	LEDs	Color	Amp	Flash	Housing	Wt. (lbs.)	Cat.	
		8892240	4.4"	4	Amber	0.65	23 Patterns	Aluminum	0.10	889 (N)
		8892241	4.4"	4	Clear	0.65	23 Patterns	Aluminum	0.10	889 (N)
		8892242*	4.4"	4	Amber/Clear	0.65	23 Patterns	Aluminum	0.10	889 (N)
		8892243	4.4"	4	Red	0.65	23 Patterns	Aluminum	0.10	889 (N)
		8892244	4.4"	4	Blue	0.65	23 Patterns	Aluminum	0.10	889 (N)
		8892245*	4.4"	4	Red/Blue	0.65	23 Patterns	Aluminum	0.10	889 (N)
		8892246*	4.4"	4	Amber/Red	0.65	23 Patterns	Aluminum	0.10	889 (N)
		8892247*	4.4"	4	Clear/Red	0.65	23 Patterns	Aluminum	0.10	889 (N)
		8892248*	4.4"	4	Amber/Blue	0.65	23 Patterns	Aluminum	0.10	889 (N)
		8892249*	4.4"	4	Green	0.65	23 Patterns	Aluminum	0.10	889 (N)
		8892250*	4.4"	4	Amber/Green	0.65	23 Patterns	Aluminum	0.10	889 (N)
		8892255	Black, 90 Degree Mounting Bracket					0.04	889 (N)	

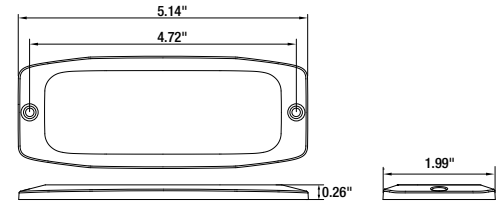

* These color combinations are not CA13 or SAE J595 Class 1

Ultra Thin Surface Mounted LED Strobe Lights

Ultra Thin Dual Row 5" LED Strobe Light



- Includes 3M™ self adhesive tape



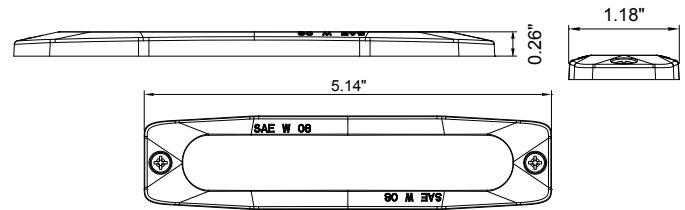
Part No.	Size	LEDs	Color	Amp	Flash	Housing	Wt. (lbs.)	Cat.
8890400	5.14"	12	Amber	1.5	30 Patterns	Aluminum	0.2	889 (N)
8890401	5.14"	12	Clear	1.5	30 Patterns	Aluminum	0.2	889 (N)
8890402*	5.14"	12	Amber/Clear	1.5	30 Patterns	Aluminum	0.2	889 (N)
8890403	5.14"	12	Red	1.5	30 Patterns	Aluminum	0.2	889 (N)
8890404	5.14"	12	Blue	1.5	30 Patterns	Aluminum	0.2	889 (N)
8890405*	5.14"	12	Red/Blue	1.5	30 Patterns	Aluminum	0.2	889 (N)
8890406*	5.14"	12	Amber/Red	1.5	30 Patterns	Aluminum	0.2	889 (N)
8890407*	5.14"	12	Clear/Red	1.5	30 Patterns	Aluminum	0.2	889 (N)
8890408*	5.14"	12	Amber/Blue	1.5	30 Patterns	Aluminum	0.2	889 (N)
8890409*	5.14"	12	Green	1.5	30 Patterns	Aluminum	0.2	889 (N)
8890410*	5.14"	12	Amber/Green	1.5	30 Patterns	Aluminum	0.2	889 (N)

*These color combinations are not CA13 or SAE J595 Class 1

Ultra Thin 5" LED Strobe Light



- Includes 3M™ self adhesive tape



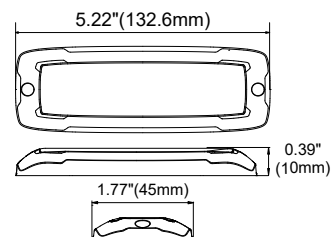
Part No.	Size	LEDs	Color	Amp	Flash	Housing	Wt. (lbs.)	Cat.
8892200	5.14"	6	Amber	1.0	23 Patterns	Aluminum	0.09	889 (N)
8892201	5.14"	6	Clear	1.0	23 Patterns	Aluminum	0.09	889 (N)
8892202*	5.14"	6	Amber/Clear	1.0	23 Patterns	Aluminum	0.09	889 (N)
8892203	5.14"	6	Red	1.0	23 Patterns	Aluminum	0.09	889 (N)
8892204	5.14"	6	Blue	1.0	23 Patterns	Aluminum	0.09	889 (N)
8892205*	5.14"	6	Red/Blue	1.0	23 Patterns	Aluminum	0.09	889 (N)
8892206*	5.14"	6	Amber/Red	1.0	23 Patterns	Aluminum	0.09	889 (N)
8892207*	5.14"	6	Clear/Red	1.0	23 Patterns	Aluminum	0.09	889 (N)
8892208*	5.14"	6	Amber/Blue	1.0	23 Patterns	Aluminum	0.09	889 (N)
8892209*	5.14"	6	Green	1.0	23 Patterns	Aluminum	0.09	889 (N)
8892210*	5.14"	6	Amber/Green	1.0	23 Patterns	Aluminum	0.09	889 (N)
8892225	Black Mounting Bracket for Surface Mount Ultra-Thin LED Strobe Lights						0.07	889 (N)

*These color combinations are not CA13 or SAE J595 Class 1

Ultra Thin Wide Angle 5" LED Strobe Light



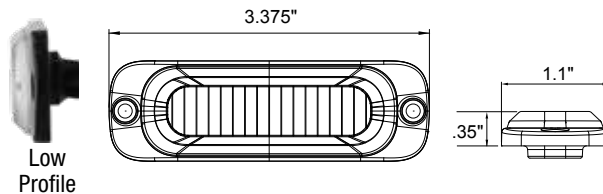
- Surface mount
- All mounting hardware included



	Part No.	Size	LEDs	Color	Amp	Flash	Housing	Wt. (lbs.)	Cat.	
	8890300	5.2"	12	Amber	.88	16	Aluminum	.24	889 (N)	
	8890301	5.2"	12	Clear	.88	16	Aluminum	.24	889 (N)	
	8890302*	5.2"	12	Amber/Clear	.88	26	Aluminum	.24	889 (N)	
	8890305*	5.2"	12	Red/Blue	.88	26	Aluminum	.24	889 (N)	
	8890306*	5.2"	12	Amber/Red	.88	26	Aluminum	.24	889 (N)	
	8890307*	5.2"	12	Clear/Red	.88	26	Aluminum	.24	889 (N)	
	8890308*	5.2"	12	Amber/Blue	.88	26	Aluminum	.24	889 (N)	
	8890310*	5.2"	12	Amber/Green	.88	26	Aluminum	.24	889 (N)	
	8890320	Chrome Bezel For 8890300 Series Strobe Lights							0.04	889 (N)
	8890321	White Bezel For 8890300 Series Strobe Lights							0.04	889 (N)

*These color combinations are not CA13 or SAE J595 Class 1

Thin 3.5" LED Strobe Light



	Part No.	Size	LEDs	Color	Amp	Flash	Housing	Wt. (lbs.)	Cat.	
	8892300	3.375"	3	Amber	0.24	12 Patterns	Aluminum	0.11	889 (N)	
	8892301	3.375"	3	Clear	0.24	12 Patterns	Aluminum	0.11	889 (N)	
	8892303	3.375"	3	Red	0.24	12 Patterns	Aluminum	0.11	889 (N)	
	8892304	3.375"	3	Blue	0.24	12 Patterns	Aluminum	0.11	889 (N)	
	8892309*	3.375"	3	Green	0.24	12 Patterns	Aluminum	0.11	889 (N)	
	8892320	Chrome Bezel for 3-LED Thin Mount Strobe							0.11	889 (N)
	8892321	White Bezel for 3-LED Thin Mount Strobe							0.11	889 (N)
	8892325	Black, 90 Degree Mounting Bracket							0.04	889 (N)

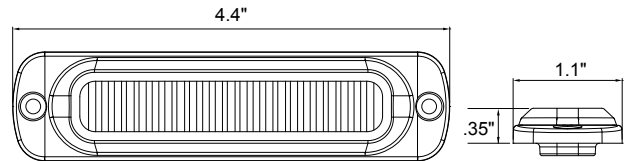
*8892309 are not SAE J595 Class 1
Strobes must be mounted in horizontal position to achieve Class 1 rating

Thin Surface Mounted LED Strobe Lights

Thin 4.5" Horizontal Dual Color LED Strobe Light




Low Profile



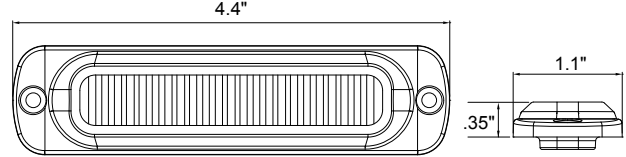
	Part No.	Size	LEDs	Color	Amp	Flash	Housing	Wt. (lbs.)	Cat.	
	8892102	4.375"	12	Clear/Amber	1.0	28 Patterns	Aluminum	.15	889 (N)	
	8892105	4.375"	12	Red/Blue	1.0	28 Patterns	Aluminum	.15	889 (N)	
	8892106	4.375"	12	Amber/Red	1.0	28 Patterns	Aluminum	.15	889 (N)	
	8892107	4.375"	12	Red/Clear	1.0	28 Patterns	Aluminum	.15	889 (N)	
	8892108	4.375"	12	Amber/Blue	1.0	28 Patterns	Aluminum	.15	889 (N)	
	8892109	4.375"	12	Amber/Green	1.0	28 Patterns	Aluminum	.15	889 (N)	
	8891920	Chrome bezel for thin mount LED Lights							0.02	889 (N)
	8891921	White PVC bezel for thin mount LED lights							0.03	889 (N)
	8891925	Black, 90 Degree Mounting Bracket							0.06	889 (N)

Strobes must be mounted in horizontal orientation to achieve Class 1 rating

Thin 4.5" Horizontal LED Strobe Light



Low Profile

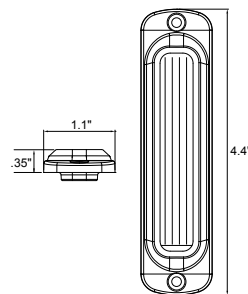


	Part No.	Size	LEDs	Color	Amp	Flash	Housing	Wt. (lbs.)	Cat.	
	8891900	4.5"	6	Amber	1.0	19 Patterns	Aluminum	.15	889 (N)	
	8891901	4.5"	6	Clear	1.0	19 Patterns	Aluminum	.15	889 (N)	
	8891902*	4.5"	6	Amber/Clear	1.0	19 Patterns	Aluminum	.15	889 (N)	
	8891903	4.5"	6	Red	1.0	19 Patterns	Aluminum	.15	889 (N)	
	8891904	4.5"	6	Blue	1.0	19 Patterns	Aluminum	.15	889 (N)	
	8891909*	4.5"	6	Green	1.0	19 Patterns	Aluminum	.15	889 (N)	
	8891920	Chrome bezel for thin mount LED Lights							0.02	889 (N)
	8891921	White PVC bezel for thin mount LED lights							0.03	889 (N)
	8891925	Black, 90 Degree Mounting Bracket							0.06	889 (N)

**8891902 and 8891909 are not SAE J595 Class 1
Strobes must be mounted in horizontal orientation to achieve Class 1 rating*

Thin 4.5" Vertical LED Strobe Light

5-YEAR W 12-24 VOLTS SAE J595 CLASS 1 IP 67



Shown with optional bezel

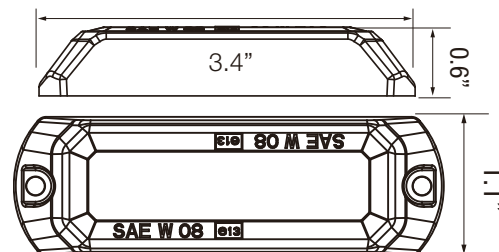
	Part No.	Size	LEDs	Color	Amp	Flash	Housing	Wt. (lbs.)	Cat.	
	8891910	4.5"	6	Amber	1.0	19 Patterns	Aluminum	.15	889 (N)	
	8891911	4.5"	6	Clear	1.0	19 Patterns	Aluminum	.15	889 (N)	
	8891912*	4.5"	6	Amber/Clear	1.0	19 Patterns	Aluminum	.15	889 (N)	
	8891913	4.5"	6	Red	1.0	19 Patterns	Aluminum	.15	889 (N)	
	8891914	4.5"	6	Blue	1.0	19 Patterns	Aluminum	.15	889 (N)	
	8891919*	4.5"	6	Green	1.0	19 Patterns	Aluminum	.15	889 (N)	
	8891920	Chrome Bezel for Thin Mount LED Lights							0.02	889 (N)
	8891921	White PVC Bezel for Thin Mount LED Lights							0.03	889 (N)
	8891925	Aluminum, 90 Degree Mounting Bracket							0.06	889 (N)

Strobes must be mounted in vertical orientation to achieve Class 1 rating

*These color combinations are not SAE J595 Class 1

3.5" LED Strobe Light

5-YEAR W 12-24 VOLTS SAE J595 CLASS 2 IP 67



	Part No.	Size	LEDs	Color	Amp	Flash	Housing	Wt. (lbs.)	Cat.	
	8891400	3.5"	3	Amber	0.22	12 Patterns	Aluminum	0.17	889 (N)	
	8891401	3.5"	3	Clear	0.22	12 Patterns	Aluminum	0.17	889 (N)	
	8891402	Black, 90 Degree Mounting Bracket for 8891400 and 8891401							0.08	889 (N)
	8891405	Black Grommet for Recessed Mounting, 3-3/8"							0.038	889 (N)

2.5" LED Strobe Light

5-YEAR W 12-24 VOLTS SAE J595 CLASS 2 IP 67

• Multi-mount included



	Part No.	Size	LEDs	Color	Amp	Flash	Housing	Wt. (lbs.)	Cat.
	8891403	2.5"	3	Amber	0.22	12 Patterns	Aluminum	0.33	889 (N)
	8891404	2.5"	3	Clear	0.22	12 Patterns	Aluminum	0.33	889 (N)

Surface Mounted LED Strobe Lights

Stick-On 2.5" LED Strobe Light



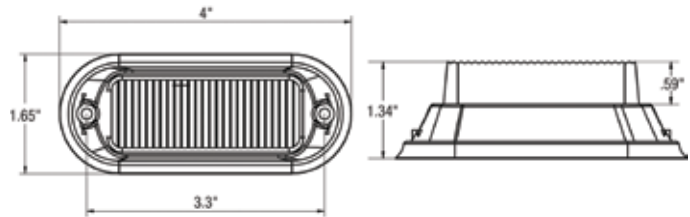
- Can synchronize up to 6 lights



Low Profile

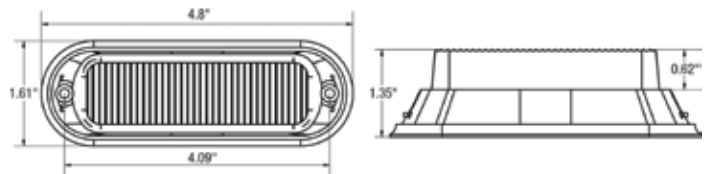
	Part No.	Size	LEDs	Color	Amp	Flash	Housing	Wt. (lbs.)	Cat.
	8892500	2.5"	6	Amber	0.30	1 Pattern	Plastic	0.09	889 (N)

4" LED Strobe Light



	Part No.	Size	LEDs	Color	Amp	Flash	Housing	Wt. (lbs.)	Cat.	
	8891120	4"	3	Amber	0.3	19 Patterns	Plastic	0.20	889 (N)	
	8891121	4"	3	Clear	0.3	19 Patterns	Plastic	0.20	889 (N)	
	8891135	Mounting Bracket for 8891120/8891121, Black							0.08	889 (N)

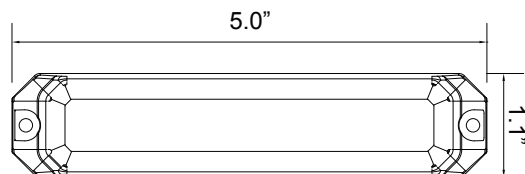
5" LED Mini Strobe Light Series



	Part No.	Size	LEDs	Color	Amp	Flash	Housing	Wt. (lbs.)	Cat.	
	8891130	4.8"	4	Amber	0.4	19 Patterns	Plastic	0.24	889 (N)	
	8891131	4.8"	4	Clear	0.4	19 Patterns	Plastic	0.24	889 (N)	
	8891132*	4.8"	4	Amber/Clear	0.4	19 Patterns	Plastic	0.24	889 (N)	
	8891135	Black, 90 Degree Mounting Bracket							0.04	889 (N)

* 8891132 is not CA13 or SAE J595 Class 1

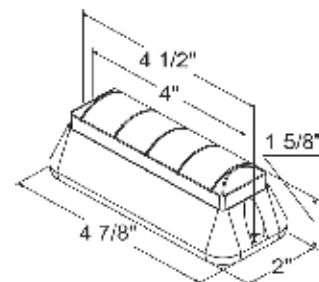
5" LED Strobe Light Series



	Part No.	Size	LEDs	Color	Amp	Flash	Housing	Wt. (lbs.)	Cat.
	8891500	5"	6	Amber	1.1	19 Patterns	Aluminum	0.25	889 (N)
	8891501	5"	6	Clear	1.1	19 Patterns	Aluminum	0.25	889 (N)
	8891502*	5"	6	Amber/Clear	1.1	19 Patterns	Aluminum	0.25	889 (N)
	8891509*	5"	6	Green	1.1	19 Patterns	Aluminum	0.25	889 (N)
	8891505	Grommet						0.25	889 (N)
	8891506	Black, 90 Degree Mounting Bracket						0.16	889 (N)

*8891502 is not CA13 or SAE J595 Class 1

5" Raised LED Strobe Light

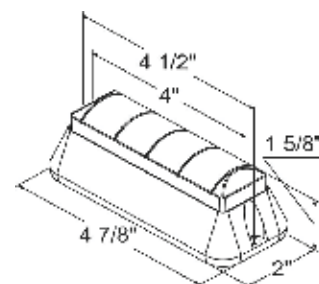


	Part No.	Size	LEDs	Color	Amp	Flash	Housing	Wt. (lbs.)	Cat.
	8891004	5"	4	Amber	0.54	1 Pattern	Aluminum	0.60	889 (N)
	8891006	5"	4	Clear	0.54	1 Pattern	Aluminum	0.60	889 (N)
	8891008	5"	4	Red	0.54	1 Pattern	Aluminum	0.60	889 (N)
	8891009	5"	4	Blue	0.54	1 Pattern	Aluminum	0.60	889 (N)
	8891007	Aluminum, 90 Degree Mounting Bracket						0.16	889 (N)

5" Raised LED Strobe Light



- Features alternating and synchronous functions



	Part No.	Size	LEDs	Color	Amp	Flash	Housing	Wt. (lbs.)	Cat.
	8891104	5"	4	Amber	0.54	19 Flash Patterns	Aluminum	0.60	889 (N)
	8891105*	5"	4	Amber/Clear	0.54	19 Flash Patterns	Aluminum	0.60	889 (N)
	8891007	Aluminum, 90 Degree Mounting Bracket						0.16	889 (N)

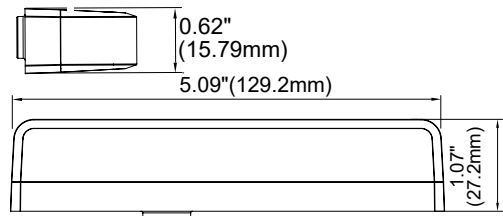
*8891105 is not SAE J595 Class 2

Surface Mounted LED Strobe Lights

Narrow Profile 5" LED Strobe Light



- Mounts in the narrow spacing in a vehicle's front grill or between the rear bumper and tailgate of pickup trucks
- Includes mounting hardware



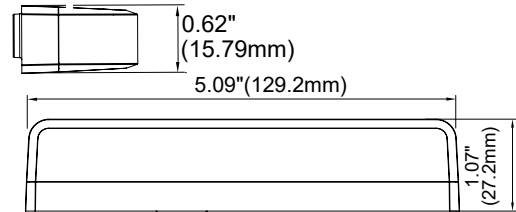
	Part No.	Size	LEDs	Color	Amp	Flash	Housing	Wt. (lbs.)	Cat.	
	8892700	5"	3	Amber	0.74	12 Patterns	Aluminum	0.29	889 (N)	
	8892701	5"	3	Clear	0.74	12 Patterns	Aluminum	0.29	889 (N)	
	8892703	5"	3	Red	0.74	12 Patterns	Aluminum	0.29	889 (N)	
	8892704	5"	3	Blue	0.74	12 Patterns	Aluminum	0.29	889 (N)	
	8892709*	5"	3	Green	0.74	12 Patterns	Aluminum	0.29	889 (N)	
NEW	8892825	Dash Bracket Housing							0.12	889 (N)

Strobes must be mounted in correct orientation to achieve Class 1 rating
 *8892709 is not CA13 or SAE J595 Class 1

Ultra Bright Narrow Profile 5" LED Strobe Light



- Mounts in the narrow spacing in a vehicle's front grill or between the rear bumper and tailgate of pickup trucks
- Mounting hardware and brackets are included



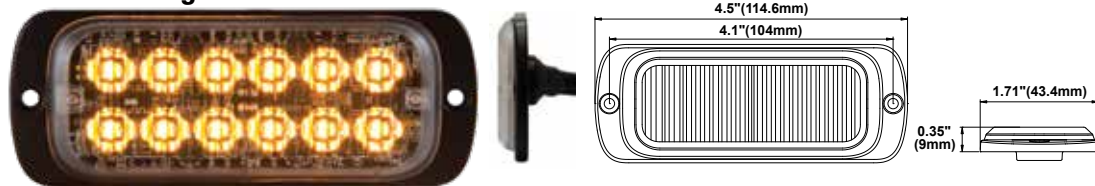
	Part No.	Size	LEDs	Color	Amp	Flash	Housing	Wt. (lbs.)	Cat.	
	8892800	5"	6	Amber	1.14	23 Patterns	Aluminum	0.29	889 (N)	
	8892801	5"	6	Clear	1.14	23 Patterns	Aluminum	0.29	889 (N)	
	8892802	5"	6	Amber/Clear	1.14	23 Patterns	Aluminum	0.29	889 (N)	
	8892805	5"	6	Red/Blue	1.14	23 Patterns	Aluminum	0.29	889 (N)	
	8892809*	5"	6	Green	1.14	23 Patterns	Aluminum	0.29	889 (N)	
	8892810	5"	6	Amber/Green	1.14	23 Patterns	Aluminum	0.29	889 (N)	
NEW	8892825	Dash Bracket Housing							0.12	889 (N)

Strobes must be mounted in vertical orientation to achieve Class 1 rating
 *8892809 is not SAE J595 Class 1

Dual Row Surface Mounted LED Strobe Lights

Thin Dual Row 4.5" LED Strobe Light

5-YEAR W 12-24 VOLTS SAE J595 CLASS 1 IP X8

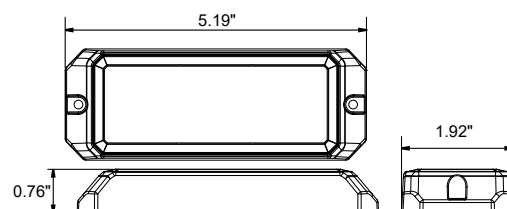


	Part No.	Size	LEDs	Color	Amp	Flash	Housing	Wt. (lbs.)	Cat.	
		8892600	4.5"	12	Amber	0.78	25 Patterns	Aluminum	0.21	889 (N)
		8892602*	4.5"	12	Amber/Clear	0.78	25 Patterns	Aluminum	0.21	889 (N)
		8892609*	4.5"	12	Green	0.78	25 Patterns	Aluminum	0.21	889 (N)
		8892620	Chrome Bezel for Thin Mount Rectangular Strobes					0.02	889 (N)	889 (N)

*These color combinations are not J595 Class 1

Dual Row 5" LED Strobe Light

5-YEAR W 12-24 VOLTS SAE J595 CLASS 1 IP 67 CA 13

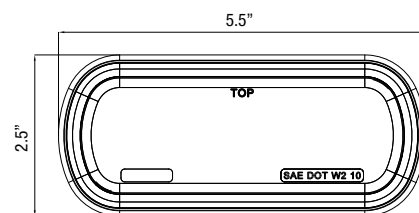


	Part No.	Size	LEDs	Color	Amp	Flash	Housing	Wt. (lbs.)	Cat.	
		8891700	5.19"	12	Amber	2.2	25 Patterns	Aluminum	0.42	889 (N)
		8891701	5.19"	12	Clear	2.2	25 Patterns	Aluminum	0.42	889 (N)
		8891702*	5.19"	12	Amber/Clear	2.2	25 Patterns	Aluminum	0.42	889 (N)
		8891703	5.19"	12	Red	2.2	25 Patterns	Aluminum	0.42	889 (N)
		8891704	5.19"	12	Blue	2.2	25 Patterns	Aluminum	0.42	889 (N)
		8891707*	5.19"	12	Blue/Red	2.2	25 Patterns	Aluminum	0.42	889 (N)
		8891709*	5.19"	12	Amber/Green	2.2	25 Patterns	Aluminum	0.42	889 (N)
		8891710*	5.19"	12	Green	2.2	25 Patterns	Aluminum	0.42	889 (N)
		8891705	Recessed Mount, Black Grommet for 8891701 & 8891702						0.12	889 (N)
		8891706	Black, 90 Degree Mounting Bracket						0.70	889 (N)

*These color combinations are not CA13 or SAE J595 Class 1

Dual Row 5.5" LED Strobe Light

5-YEAR W 12-24 VOLTS IP 67



	Part No.	Size	LEDs	Color	Amp	Flash	Housing	Wt. (lbs.)	Cat.	
		8891600	5.5"	12	Amber	1.0	12 Patterns	Plastic	0.42	889 (N)
		8891602*	5.5"	12	Amber/Clear	1.0	12 Patterns	Plastic	0.42	889 (N)
		8891605	Aluminum, 90 Degree Mounting Bracket						0.16	889 (N)

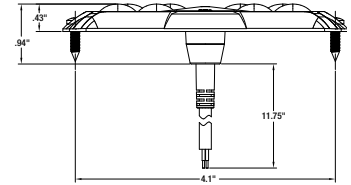
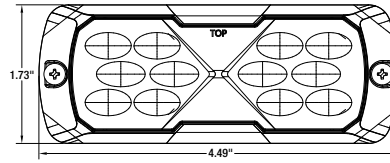
* 8891602 is not CA13 or SAE J595 Class 1

Surface Mounted LED Strobe Lights

Triple Row 5.5" LED Strobe Light



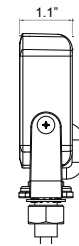
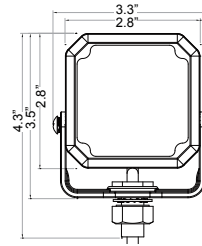
- Features alternating and synchronous functions



	Part No.	Size	LEDs	Color	Amp	Flash	Housing	Wt. (lbs.)	Cat.
NEW	8892900	4.5"	12	Amber	1.1	10 Patterns	Aluminum	0.42	889 (N)
NEW	8892902*	4.5"	12	Amber/Clear	1.1	5 Patterns	Aluminum	0.42	889 (N)

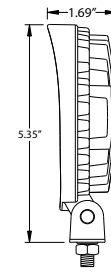
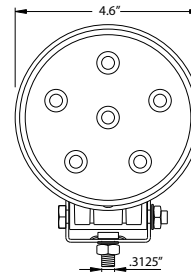
*8892902 is not CA13 or SAE J595 Class 1

Post Mounted 3" LED Strobe Light



	Part No.	Size	LEDs	Color	Amp	Flash	Housing	Wt. (lbs.)	Cat.
NEW	8891800	2.85"	4	Amber	.55	19 Patterns	Aluminum	0.65	889 (N)

Post Mounted 4.5" LED Strobe Light

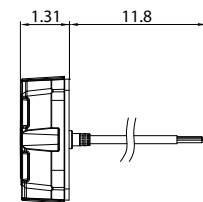
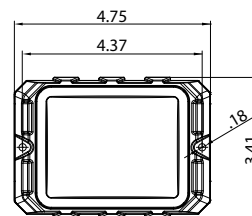


	Part No.	Size	LEDs	Color	Amp	Flash	Housing	Wt. (lbs.)	Cat.
NEW	8891015	4"	6	Amber	1.5	1 Pattern	Aluminum	1.20	889 (N)

Quad Row 5" LED Strobe Light



- Includes synchronous and alternating functions



	Part No.	Size	LEDs	Color	Amp	Flash	Housing	Wt. (lbs.)	Cat.
NEW	8890200	4.75"	16	Amber	1.0	10 Patterns	Aluminum	0.76	889 (N)
NEW	8890202	4.75"	16	Amber/Clear	1.0	10 Patterns	Aluminum	0.76	889 (N)

LED Strobe/Marker Lights

5-YEAR
W 12
VOLTS

- Replace factory roof marker lights with LED marker/strobe lights



8892003



8892013



8892000 shown installed



8892010



8890500

- Turns factory lights into warning lights

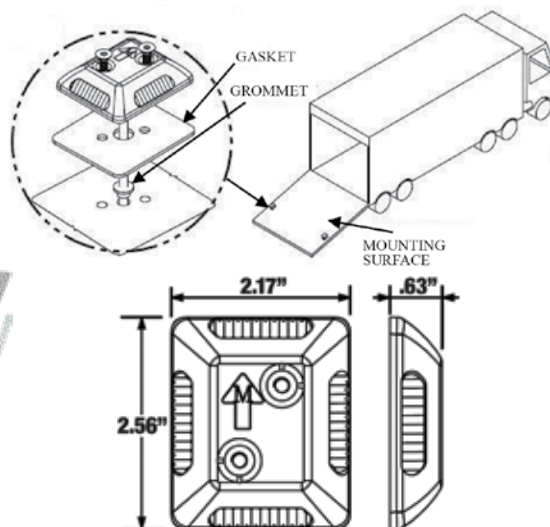
	Part No.	LED Color	Lens Color	Amp	Flash	Specifications	Wt. (lbs.)	Cat.
	 8892000 (Set of 5)	Amber	Amber	3.6	13 Patterns	For 2008-2016 F-250 to F-750	2.30	889 (N)
	 8892003* (Set of 5)	Amber	Amber	3.6	6 Patterns	Ford 2017+ Aluminum Cab	2.30	889 (N)
	 8892010*	Amber	Smoke	3.6	6 Patterns	GM / Chevy 2015+	2.30	889 (N)
	 8892013* (Set of 5)	Amber	Clear	3.6	6 Patterns	Dodge Ram 2007+	2.30	889 (N)
NEW 	 8890500*	Harness Kit to Turn Your Factory Turn Signals, Cargo and Reverse Lights into Warning Lights For Ford Steel Cab (F-150: 2010-2015), (F-650 to F-750: 2011+), (Ford SuperDuty 2011-2016)					1.75	889 (N)
	 8890501*	Harness Kit to Turn Your Factory Turn Signals, Cargo and Reverse Lights into Warning Lights For Ford Aluminum Cab (F-150: 2015-1/2+ and Ford SuperDuty 2017+)					1.75	889 (N)
	 8890510*	Harness Kit to Turn Your Factory Turn Signals, Cargo and Reverse Lights into Warning Lights For GMC/Chevy (1500-3500, Tahoe/Suburban/Yukon/Cadillac Escalade) 2014-2019					1.75	889 (N)

*Available June 2019

Crush-Resistant LED Strobe Light Set

5-YEAR
W 12
VOLTS **IP**
68

- Ideal for: liftgates, outriggers, body corners
- Set of 2 strobes
- Includes 35' harness
- Gyro on/off sensor for liftgates
- 80 Flashes per minute



	Part No.	LEDs	Color	Amp	Flash	Housing	Wt. (lbs.)	Cat.
NEW 	 8892110	8 per light	Amber	0.2	1 Pattern	Stainless Steel	1.6	889 (N)

Surface Mounted and Hidden LED Strobe Lights

Surface/Recess Mount LED Strobe Light Series



- 1 lighthoods per box



8892400
Shown with included bezel



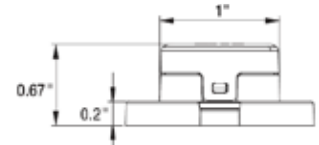
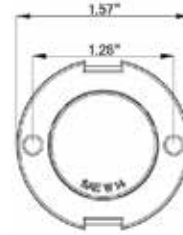
Shown without bezel
Ideal for tail lights



8892420
Sold separately



8892425
Sold separately




All dimensions shown are nominal

Part No.	Size	LEDs	Color	Amp	Flash	Housing	Wt. (lbs.)	Cat.	
8892400	1" round	3	Amber	.47	16 Patterns	Aluminum	0.10	889 (N)	
8892401	1" round	3	Clear	.47	16 Patterns	Aluminum	0.10	889 (N)	
8892403	1" round	3	Red	.47	16 Patterns	Aluminum	0.10	889 (N)	
8892404	1" round	3	Blue	.47	16 Patterns	Aluminum	0.10	889 (N)	
8892420	Chrome Bezel (Sold Separately)							0.10	889 (N)
8892425	Black Aluminum Mounting Bracket, 90 Degree (Sold Separately)							0.05	889 (N)

Bolt-On Hidden LED Strobe Kits with In-Line Flashers



- 2 lighthoods per kit
- 1 pair of 8891201 mounting bezels included



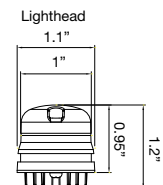
Part No.	Size	LEDs	Color	Amp	Flash	Housing	Wt. (lbs.)	Cat.	
8891215	15'	6	Clear	1.3	19 Patterns	Aluminum	1.25	889 (N)	
8891225	25'	6	Clear	1.3	19 Patterns	Aluminum	1.60	889 (N)	
8891216	15'	6	Amber	1.3	19 Patterns	Aluminum	1.25	889 (N)	
8891226	25'	6	Amber	1.3	19 Patterns	Aluminum	1.60	889 (N)	
8891227	25'	6	Amber/Clear	1.3	19 Patterns	Aluminum	1.60	889 (N)	
8891200	1 Pair, Chrome, Surface Mount Bezels for Bolt-On Hidden Strobes							0.04	889 (N)
8891201	1 Pair, Black, Surface Mount Bezels for Bolt-On Hidden Strobes							0.04	889 (N)

Note: Up to six 8891215-8891327 can be combined for synchronized or alternating flash patterns

Push-On Hidden Strobe Kit with In-Line Flashers



- 2 lighthoods per kit
- 1 Pair surface mount bezel included



Part No.	Size	LEDs	Color	Amp	Flash	Housing	Wt. (lbs.)	Cat.
8891325	25'	6	Clear	1.3	19 Patterns	Aluminum	1.60	889 (N)
8891326	25'	6	Amber	1.3	19 Patterns	Aluminum	1.60	889 (N)
8891327	25'	6	Amber/Clear	1.3	19 Patterns	Aluminum	1.60	889 (N)



Note: Up to six 8891215-8891327 can be combined for synchronized or alternating flash patterns

4" Round LED Multi-Mount Stop/Turn/Tail/Backup/Strobe

5-YEAR W 12-24 VOLTS SAE J599 CLASS 1 IP 69 CA 13

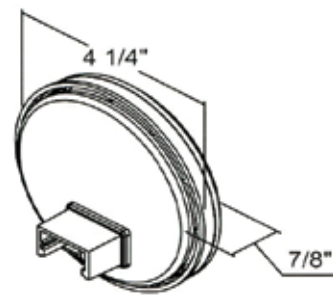
- Integrated warning, reverse, and stop/turn/tail functions
- Grommet is for recessed mounting and chrome cover for surface mounting







	Part No.	Size	LEDs	Color	Amp	Flash	Housing	Wt. (lbs.)	Cat.
	 5624432	4"	32	Red/Clear Amber	1.3	19 Patterns	Plastic	0.40	889 (N)

4" Round LED Recessed Strobe Light

5-YEAR W 12-24 VOLTS IP 67



	Part No.	Size	LEDs	Color	Amp	Flash	Housing	Wt. (lbs.)	Cat.
	 SL40AR	4"	24	Amber	0.50	Six Flash	Plastic	0.40	889 (N)
	 SL41AR	4"	24	Amber	0.50	Quad Flash, Alternating and Synchronized Patterns	Plastic	0.40	889 (N)

6" Oval LED Multi-Mount Stop/Turn/Tail/Backup/Strobe

5-YEAR W 12-24 VOLTS SAE J599 CLASS 1 IP 69 CA 13

- Integrated warning, reverse, and stop/turn/tail functions
- Grommet is for recessed mounting and chrome cover for surface mounting



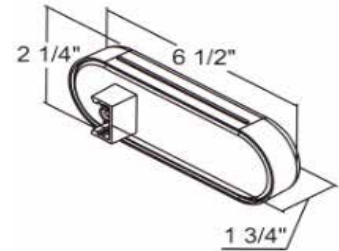
	Part No.	Size	LEDs	Color	Amp	Flash	Housing	Wt. (lbs.)	Cat.
	 5626432	6"	32	Red/Clear Amber	1.3	19 Patterns	Plastic	0.70	889 (N)

LED Recessed Strobes

6" Oval LED Recessed Strobe Light



SL65AO



	Part No.	Size	LEDs	Color	Amp	Flash	Housing	Wt. (lbs.)	Cat.
	SL65AO	6"	24	Amber	0.50	6 Patterns	Plastic	0.70	889 (N)
	SL65CO	6"	24	Clear	0.50	6 Patterns	Plastic	0.70	889 (N)

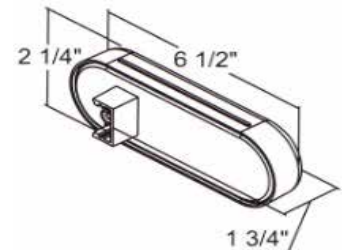
6" Quad Flash Oval Recessed Strobe Light Series



SL67AO



SL66AC



	Part No.	Size	LEDs	Color	Amp	Flash	Housing	Wt. (lbs.)	Cat.
	SL67AO	6"	19	Amber	2.0	Quad Flash, Alternating Patterns	Plastic	0.70	889 (N)
	SL66AC*	6"	24	Amber/Clear	0.50	Quad Flash, Alternating and Synchronized Patterns	Plastic	0.70	889 (N)
	SL66AG*	6"	24	Amber/Green	0.50	Quad Flash, Alternating and Synchronized Patterns	Plastic	0.70	889 (N)
	SL66AO*	6"	24	Amber with Amber Lens	0.50	Quad Flash, Alternating and Synchronized Patterns	Plastic	0.70	889 (N)
	SL66CA**	6"	24	Amber	0.50	Quad Flash, Alternating and Synchronized Patterns	Plastic	0.70	889 (N)
	SL66CG*	6"	24	Clear/Green	0.50	Quad Flash, Alternating and Synchronized Patterns	Plastic	0.70	889 (N)
	SL66GO*	6"	24	Green	0.50	Quad Flash, Alternating and Synchronized Patterns	Plastic	0.70	889 (N)


*These color combinations are not SAE J595 Class 1

**Lens is clear, LEDs are amber

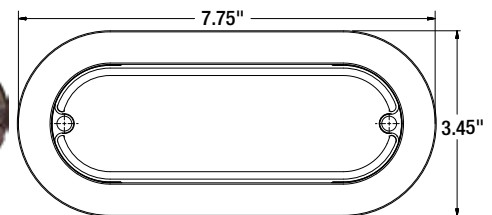
6" Oval LED Recessed Strobe Light



- Includes synchronous and alternating functions
- Can be surface mounted or recessed mounted



SL68AO

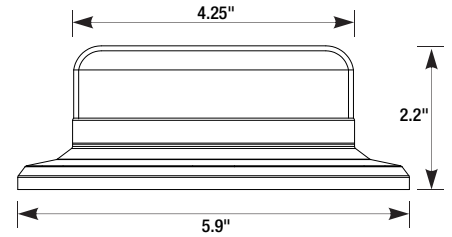


	Part No.	Size	LEDs	Color	Amp	Flash	Housing	Wt. (lbs.)	Cat.
	SL68AO	6"	56	Amber	0.50	19 Patterns	Plastic	0.54	889 (N)
	SL68AC	6"	56	Clear	0.50	19 Patterns	Plastic	0.54	889 (N)

Low Profile 6" LED Beacon

5-YEAR **W** 12-24 VOLTS

- ON/OFF switch



SL550ALP

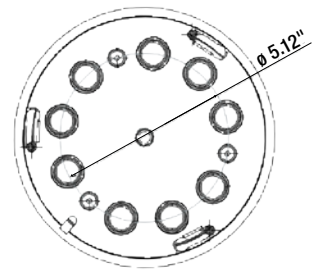
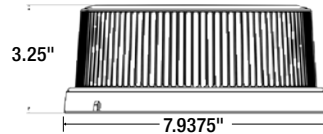
SL551ALP



Part No.	Size	LEDs	Color	Amp	Flash	Mount	Cord	Wt. (lbs.)	Cat.
SL550ALP	5.9" Diam x 2.2" T	12	Amber	1	3 Patterns	Permanent and Magnetic	15' ON/OFF switch	1.46	889 (N)
SL551ALP	5.9" Diam x 2.2" T	12	Amber	1	3 Patterns	Permanent	13" blunt cut	1.08	889 (N)

Low Profile 8" LED Beacon

5-YEAR **W** 12-24 VOLTS SAE J848 CLASS 1 IP 67 CA 13

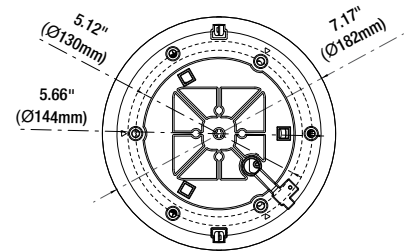
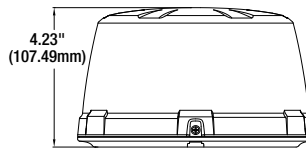


Part No.	Size	LEDs	Color	Amp	Flash	Mount	Cord	Wt. (lbs.)	Cat.
SL700A	8" Diam x 3.25" T	15	Amber	2	11 Patterns	Permanent	10"	3.0	889 (N)

7" LED Beacon with Upward Facing LEDs

5-YEAR **W** 12-24 VOLTS SAE J848 CLASS 1 IP 67 CA 13

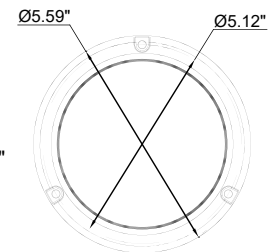
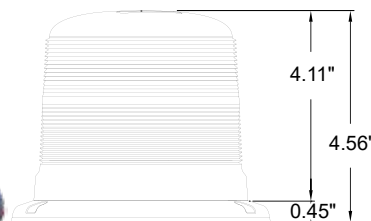
- 36 LEDs with 12 facing upwards
- Mount Styles: 3 Bolt or 1" Pipe Mount



Part No.	Size	LEDs	Color	Amp	Flash	Mount	Cord	Wt. (lbs.)	Cat.
SL800A	7.17" Diam x 4.25" T	36	Amber	5.56	14 Patterns	Permanent	10"	2.88	889 (N)

5.5" x 4.5" LED Beacon

5-YEAR **W** 12-24 VOLTS SAE J848 CLASS 1 IP X6



Part No.	Size	LEDs	Color	Amp	Flash	Mount	Cord	Wt. (lbs.)	Cat.
SL585ALP	5.59" Diam x 4.56" T	15	Amber	1.86	11 Patterns	Permanent 3-bolt mount	11" blunt cut	1.31	889 (N)
SL585BLP	5.59" Diam x 4.56" T	15	Blue	1.86	11 Patterns	Permanent 3-bolt mount	11" blunt cut	1.31	889 (N)



Products are Retail Packaged

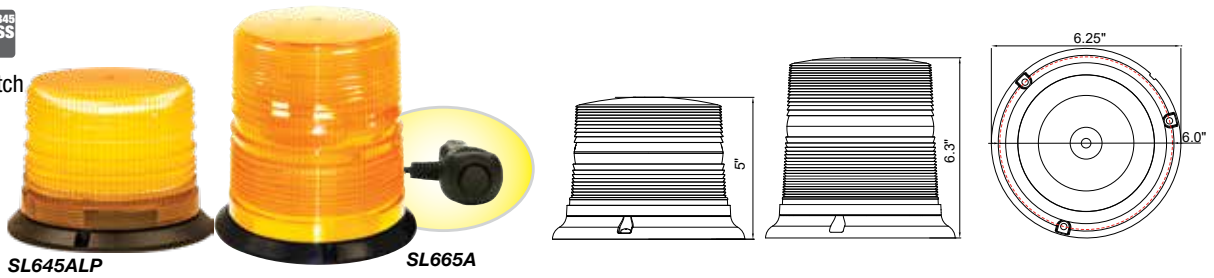


Class 1 LED Beacon Lights

6.5" x 5" LED Beacon



- ON/OFF switch




Part No.	Size	LEDs	Color	Amp	Flash	Mount	Cord	Wt. (lbs.)	Cat.
SL645ALP	6.25" Diam x 5" T	6	Amber	1.5	1 Patterns	1" Pipe/3-Bolt Mount/Magnetic	10'	2.4	889 (N)
SL665A	6.25" Diam x 6.3" T	6	Amber	1.5	1 Patterns	1" Pipe/3-Bolt Mount/Magnetic	10'	2.7	889 (N)

6.5" x 5" LED Beacon



- ON/OFF switch

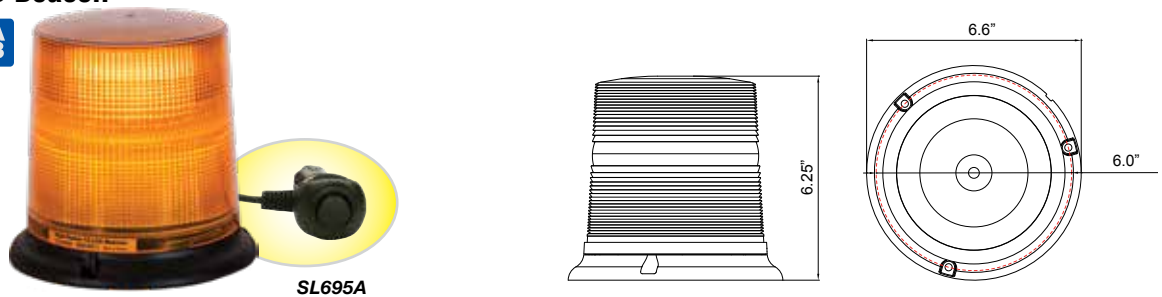


Part No.	Size	LEDs	Color	Amp	Flash	Mount	Cord	Wt. (lbs.)	Cat.
SL675ALP	6.625" Diam x 4.875" T	8	Amber	1.5	15 Patterns	Magnetic	10'	2.65	889 (N)
SL685ALP	6.625" Diam x 4.875" T	8	Amber	1.5	15 Patterns	1" Pipe/3-Bolt Mount	9"	1.63	889 (N)

6.5" x 6.5" LED Beacon



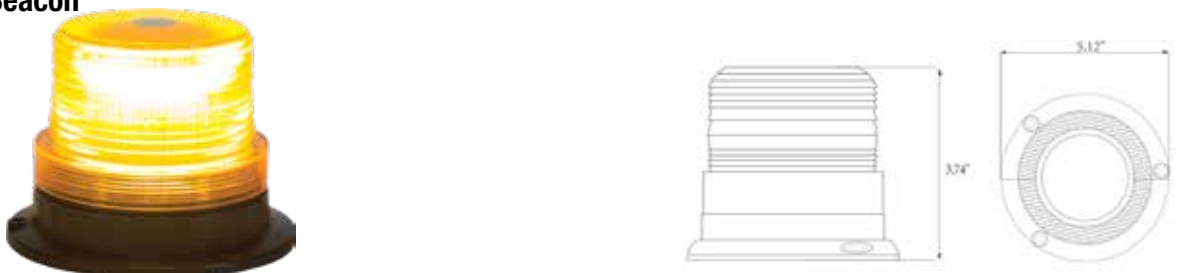
- ON/OFF switch



Part No.	Size	LEDs	Color	Amp	Flash	Mount	Cord	Wt. (lbs.)	Cat.
SL695A	6.25" Diam x 6.625" T, Auxiliary Plug	12	Amber	2.7	12 Patterns	Magnetic	10'	2.67	889 (N)
SL696A	6.25" Diam x 6.625" T, Blunt Cut Ends	12	Amber	2.7	12 Patterns	1" Pipe/3-Bolt Mount	12"	1.95	889 (N)

Smooth clear outer lens meets CA13 requirements

5" x 4" LED Beacon

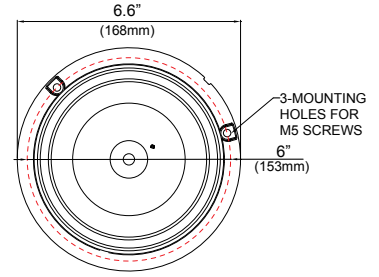
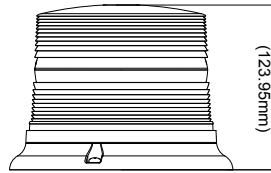


Part No.	Size	LEDs	Color	Amp	Flash Patterns	Mount	Cord	Wt. (lbs.)	Cat.
NEW SL502A	5-1/8" Diam x 3-3/4" T	32	Amber	0.6	8 Patterns	Magnetic and Permanent	10'	1.16	889 (N)

6.5" x 5" LED Beacon

5-YEAR
W 12-24
VOLTS SAE J848
CLASS 2

- ON/OFF switch

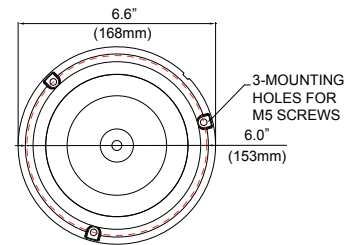
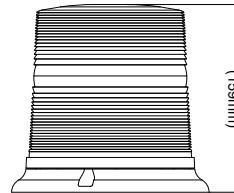


Part No.	Size	LEDs	Color	Amp	Flash	Mount	Cord	Wt. (lbs.)	Cat.
SL620ALP	6.25" Diam x 5" T	3	Amber	1.5	5 Patterns	1" Pipe/3-Bolt Mount/Magnetic	10'	2.46	889 (N)

6.5" x 6.5" LED Beacon with Tall Lens

5-YEAR
W 12-24
VOLTS SAE J848
CLASS 2

- ON/OFF switch

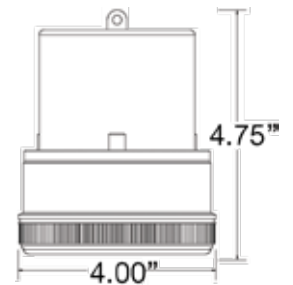


Part No.	Size	LEDs	Color	Amp	Flash	Mount	Cord	Wt. (lbs.)	Cat.
SL630A	6.25" Diam x 6.3" T	3	Amber	1.5	5 Patterns	1" Pipe/3-Bolt Mount/Magnetic	10'	2.65	889 (N)

Portable 5" x 4" LED Beacon

5-YEAR
W

- 24 LEDs
- Automatic On/Off operation with light sensor or manual operation via selector switch
- Push button override
- Requires 2 D-size batteries



Part No.	Size	Color	Power	Mount	Battery	Wt. (lbs.)	Cat.
SL475A	4" Diam x 4.75" T	Amber	2-D Batteries	Magnets	(2) D	0.73	889 (N)
3029961	Optional Galvanized Mounting Bracket					1.25	889 (N)

Portable 5.5" x 4.5" LED Beacon

5-YEAR
W 12-24
VOLTS

- 72 LEDs
- Built in power Switch
- Requires 4- AA batteries



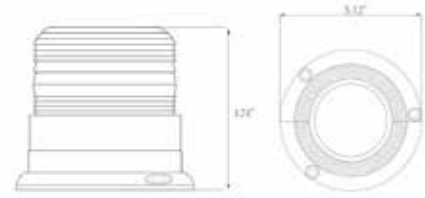
Part No.	Size	Color	Amp	Flash	Mount	Battery	Wt. (lbs.)	Cat.
NEW SL480A	5-1/2" Diam x 4-1/2" T	Amber	0.2	1 Patterns	Magnetic	(4) AA	1.29	889 (N)



Beacon Strobe Lights

5" x 4" LED Beacon

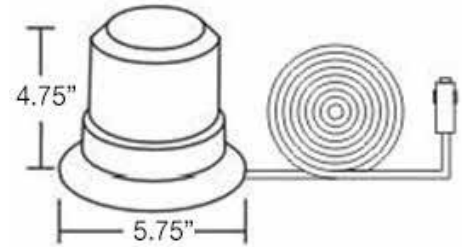
5-YEAR WARRANTY 12-24 VOLTS



Part No.	Size	LEDs	Color	Amp	Flash	Mount	Cord	Wt. (lbs.)	Cat.
SL501A	5-1/8" Diam x 3-3/4" T	40	Amber	0.6	2 Patterns	Magnetic and Permanent	10'	1.28	889 (N)

6" x 5" Incandescent Beacon Strobe

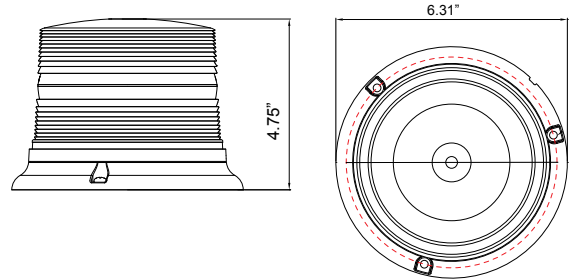
1-YEAR WARRANTY 12-110 VOLTS



Part No.	Size	Joules	Color	Amp	Flash	Mount	Cord	Wt. (lbs.)	Cat.
SL650A	6" Diam x 4.75" T	1.7	Amber	0.3	1 Pattern	Magnetic and Permanent	10'	1.5	889 (N)

6.5" x 5" Incandescent Beacon Strobe

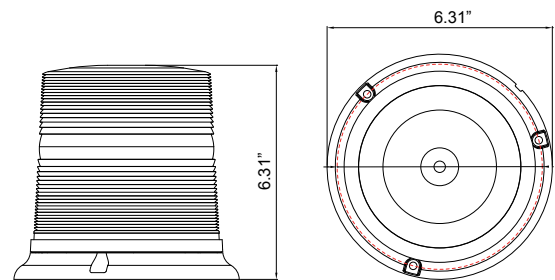
1-YEAR WARRANTY 12-24 VOLTS



Part No.	Size	Joules	Color	Amp	Flash	Mount	Cord	Wt. (lbs.)	Cat.
SL640ALP	6.31" Diam x 4.75" T	8	Amber	1.5	1 Pattern	1" Pipe/3-Bolt Mount	12"	1.75	889 (N)
3016342	Replacement Bulb							0.2	889 (N)

6.5" x 6.5" Incandescent Beacon Strobe

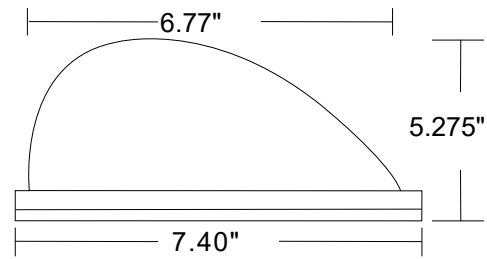
1-YEAR WARRANTY 12-24 VOLTS




Part No.	Size	Joules	Color	Amp	Flash	Mount	Cord	Wt. (lbs.)	Cat.
SL660A	6.31" Diam x 6.31" T	8	Amber	1.5	Dual Flash 80 FPM	1" Pipe/3-Bolt Mount	10"	2.0	889 (N)
3016342	Replacement Bulb							.02	889 (N)

5.5" Halogen Revolving Light

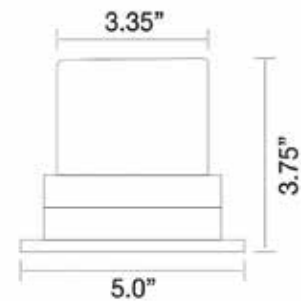
1-YEAR
W 12-24
VOLTS



Part No.	Size	Color	Amp	Flash	Mount	Cord	Wt. (lbs.)	Cat.
 RL650A	7" Diam x 5.25" T	Amber	1.5	90 FPM	Magnetic	10'	1.5	889 (N)

5" x 4" Incandescent Beacon Strobe

1-YEAR
W 12-24
VOLTS



Part No.	Size	Joules	Color	Amp	Flash	Mount	Cord	Wt. (lbs.)	Cat.
 SL500A	5-1/8" Diam x 3-3/4" T	1.7	Amber	0.6	2 Patterns	Magnetic and Permanent	10'	1.13	889 (N)

Beacon Mounting Brackets and Brush Guard



B210880



8891001



8891002



8891003



8895400

Part No.	Description	Size	Wt. (lbs.)	Cat.
B210880	Self leveling. Mounting Bracket, 3/16" Steel plate with black powder coating.	9"W (ID) x 7.625T (OD)	6.7	889 (N)
8891001	Beacon Mirror Mounting Bracket, Stainless Steel, Adjustable. Includes U-Bolts. Bolt Pattern Fits Most Beacons up to 6.625" diameter.	6.625" Diam x 4.875" T	1.4	889 (N)
8891002	Black Beacon Brush Guard. (See fit guide online at buyersproducts.com)	6.5" Diam x 6.5" T	1.0	889 (N)
8891003	Stainless Steel Beacon Mount Bracket	10.5"H x 6.88"L x 6.63"W	1.94	889 (N)
NEW 8895400	Self Adhesive, Magnetic Mount Pad for Aluminum Cabs, Single	3.5"H x 3.5"W	0.27	889 (N)
8895404	Bulk 8895400, 4 pack	3.5"H x 3.5"W	1.02	889 (N)



0.75" Round Marker/Clearance Lights

1 LED Kits



- Kits includes mount and grommet

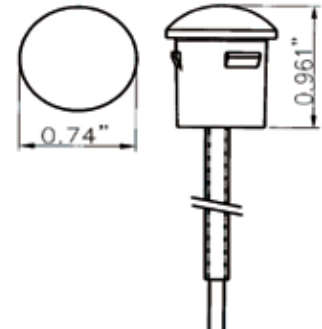


Part No.	Size	LED's	Lens Color	Connection	Lead	Amp	Std. Qty.	Wt. (lbs.)	Cat.
5623413 and 5623423 (sold in qty of 10)	.75"	1	Red	Hard Wired	.180 Male Bullets	0.021	10	0.03	562 (N)
5623414 and 5623424 (sold in qty of 10)	.75"	1	Red	Hard Wired	Stripped Leads	0.021	10	0.02	562 (N)
5627511 and 5627521 (sold in qty of 10)	.75"	1	Red	Hard Wired	.180 Male Bullets	0.021	10	0.05	562 (N)
5627512 / 5627532 / 5627522 (sold in qty of 10)	.75"	1	Red	Hard Wired	Stripped Leads	0.021	10	0.05	562 (N)
5627521	.75"	1	Amber	Hard Wired	.180 Male Bullets	0.021	10	0.05	562 (N)
5627522	.75"	1	Amber	Hard Wired	Stripped Leads	0.021	10	0.02	562 (N)
5627532	.75"	1	Clear	Hard Wired	Stripped Leads	0.021	10	0.02	562 (N)

3 LEDs Kits



- Kits includes mount and grommet



Part No.	Size	LED's	Lens Color	Connection	Lead	Amp	Std. Qty.	Wt. (lbs.)	Cat.
5627513 and 5627523 (sold in qty of 10)	.75"	3	Red	Hard Wired	.180 Male Bullets	.038	10	0.05	562 (N)
5627514 and 5627524 (sold in qty of 10)	.75"	3	Red	Hard Wired	Stripped Leads	.038	10	0.05	562 (N)
5627517	.75"	3	Red	Hard Wired	Stripped Leads	.038	1	0.05	562 (N)
5627523	.75"	3	Amber	Hard Wired	.180 Male Bullets	.038	10	0.05	562 (N)
5627524	.75"	3	Amber	Hard Wired	Stripped Leads	.038	10	0.05	562 (N)
5627527	.75"	3	Amber	Hard Wired	Stripped Leads	.038	1	0.05	562 (N)

Replacement Black Grommets for 0.75" Marker/Clearance Lights



Part No.	Size	Description	Std. Qty.	Wt. (lbs.)	Cat.
5627501	.75"	Black Grommet for .75" Round Marker Lights, for 1-LED Marker/Clearance Lights	25	0.05	562 (N)
5627503	.75"	Black Grommet for .75" Round Marker Lights, for 3-LED Marker/Clearance Lights	25	0.05	562 (N)

For plugs refer to **pg. 63**

2" and 2.5" Round Marker/Clearance Lights

2" Round Marker/Clearance Light Kit with 1 LED




5622101
Plug and grommet included



5622201
Plug and grommet included



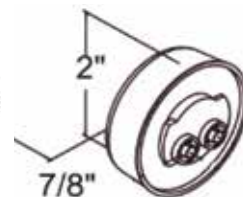
5622150
Light only (sold in qty of 10)



5622250
Light only (sold in qty of 10)



5622050
(sold in qty of 10)



Part No.	Size	LED's	Lens Color	Connection	Mounting	Amp	Std. Qty.	Wt. (lbs.)	Cat.	
5622101	2"	1	Red	PL-10 Connection	Grommet (Included)	.050	1	0.18	562 (N)	
5622201	2"	1	Amber	PL-10 Connection	Grommet (Included)	.050	1	0.18	562 (N)	
5622150	2"	1	Red	PL-10 Connection	Grommet	.050	10	0.07	562 (N)	
5622250	2"	1	Amber	PL-10 Connection	Grommet	.050	10	0.07	562 (N)	
5622050	2"	Round, Open Back, Flush Mount Grommet for use with 5622150, 5622250, 5622154, 5622254						10	0.07	562 (N)

2" Round Marker/Clearance Light with 4 LEDs



5622102
Plug and grommet included



5622202
Plug and grommet included



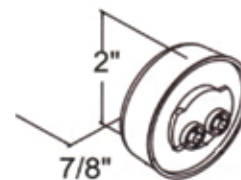
5622154
(sold in qty of 10)



5622254
(sold in qty of 10)



5622050
(sold in qty of 10)



Part No.	Size	LED's	Lens Color	Connection	Mounting	Amp	Std. Qty.	Wt. (lbs.)	Cat.	
5622102	2"	4	Red	PL-10 Connection	Grommet (Included)	.039	1	0.18	562 (N)	
5622202	2"	4	Amber	PL-10 Connection	Grommet (Included)	.039	1	0.18	562 (N)	
5622154	2"	4	Red	PL-10 Connection	Grommet	.039	10	0.07	562 (N)	
5622254	2"	4	Amber	PL-10 Connection	Grommet	.039	10	0.07	562 (N)	
5622050	2"	Round, Open Back, Flush Mount Grommet for use with 5622150, 5622250, 5622154, 5622254						10	0.07	562 (N)

2" Round Incandescent Marker Light



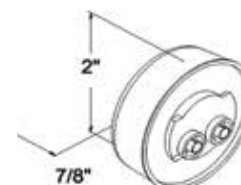
5652001
(sold in qty of 10)



5652002
(sold in qty of 10)



5622050
(sold in qty of 10)



Part No.	Size	Lens Color	Connection	Mounting	Amp	Std. Qty.	Wt. (lbs.)	Cat.	
5652001	2"	Red	PL-10 Connection	Grommet	0.33	10	0.04	562 (N)	
5652002	2"	Amber	PL-10 Connection	Grommet	0.33	10	0.04	562 (N)	
5622050	2"	Round, Open Back, Flush Mount Grommet for use with 5652001, 5652002					10	0.07	562(N)

2.5" Round Marker/Clearance Light with 2 LEDs



5622512
(sold in qty of 10)



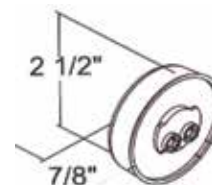
5622522
(sold in qty of 10)



5622505
(sold in qty of 10)



5622506
(sold in qty of 10)



Part No.	Size	LED's	Lens Color	Connection	Mounting	Amp	Std. Qty.	Wt. (lbs.)	Cat.	
5622512	2.5"	2	Red	PL-10 Connection	Grommet	.044	10	0.11	562 (N)	
5622522	2.5"	2	Amber	PL-10 Connection	Grommet	.044	10	0.11	562 (N)	
5622505	2.5"	Round, Flush Mount, Semi-Open Back						10	0.11	562 (N)
5622506	2.5"	Round, Flush Mount, Open Back						10	0.11	562 (N)

For plugs refer to **pg. 63**



Products are Retail Packaged



2.5" Round Marker/Clearance Lights

LIGHTS - DOT

2.5" Round Marker/Clearance Light with 4 LEDs



5622514
Plug and grommet included



5622524
Plug and grommet included



5622550
Light only (sold in qty of 10)



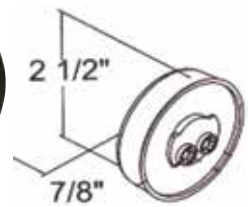
5622525
Light only (sold in qty of 10)



5622505
(sold in qty of 10)



5622506
(sold in qty of 10)



Part No.	Size	LED's	Lens Color	Connection	Mounting	Amp	Std. Qty.	Wt. (lbs.)	Cat.
5622514	2.5"	4	Red	PL-10 Connection	Grommet (Included)	.032	1	0.11	562 (N)
5622524	2.5"	4	Amber	PL-10 Connection	Grommet (Included)	.032	1	0.11	562 (N)
5622550	2.5"	4	Red	PL-10 Connection	Grommet	.032	10	0.11	562 (N)
5622525	2.5"	4	Amber	PL-10 Connection	Grommet	.032	10	0.11	562 (N)
5622505	2.5"	Round, Flush Mount, Semi-Open Back					10	0.11	562 (N)
5622506	2.5"	Round, Flush Mount, Open Back					10	0.11	562 (N)

2.5" Round Marker/Clearance Light with 7 LEDs



5622517
(sold in qty of 10)



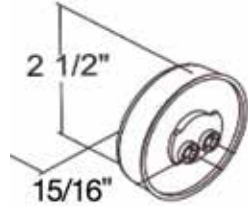
5622527
(sold in qty of 10)



5622505
(sold in qty of 10)



5622506
(sold in qty of 10)




Part No.	Size	LED's	Lens Color	Connection	Mounting	Amp	Std. Qty.	Wt. (lbs.)	Cat.
5622517	2.5"	7	Red	PL-10 Connection	Grommet	.19	10	0.11	562 (N)
5622527	2.5"	7	Amber	PL-10 Connection	Grommet	.19	10	0.11	562 (N)
5622505	2.5"	Round, Flush Mount, Semi-Open Back					10	0.11	562 (N)
5622506	2.5"	Round, Flush Mount, Open Back					10	0.11	562 (N)

2.5" Round Marker/Clearance Light with Reflex and 4 LEDs



5622551
(sold in qty of 10)



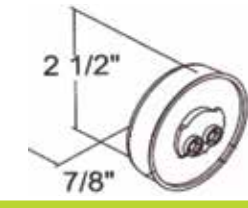
5622526
(sold in qty of 10)



5622505
(sold in qty of 10)



5622506
(sold in qty of 10)



Part No.	Size	LED's	Lens Color	Connection	Mounting	Amp	Std. Qty.	Wt. (lbs.)	Cat.
5622551	2.5"	4	Red	PL-10 Connection	Grommet	.030	10	0.11	562 (N)
5622526	2.5"	4	Amber	PL-10 Connection	Grommet	.033	10	0.11	562 (N)
5622505	2.5"	Round, Flush Mount, Semi-Open Back					10	0.11	562 (N)
5622506	2.5"	Round, Flush Mount, Open Back					10	0.11	562 (N)

2.5" Round Incandescent Marker/Clearance Light



5652501
(sold in qty of 10)



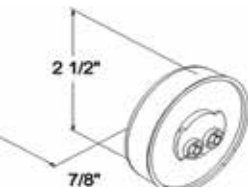
5652502
(sold in qty of 10)



5622505
(sold in qty of 10)



5622506
(sold in qty of 10)



Part No.	Size	Lens Color	Connection	Mounting	Amp	Std. Qty.	Wt. (lbs.)	Cat.	
5652501	2.5"	Red	PL-10 Connection	Grommet	0.33	10	0.06	562 (N)	
5652502	2.5"	Amber	PL-10 Connection	Grommet	0.33	10	0.06	562 (N)	
5652501	2.5"	Round, Flush Mount, Semi-Open Back					10	0.11	562 (N)
5652502	2.5"	Round, Flush Mount, Open Back					10	0.11	562 (N)

For plugs refer to **pg. 63**

2.5" Round and 2.875" Rectangular Marker/Clearance Lights

2.5" Round Incandescent Marker/Clearance Light with Reflex



5652511
(sold in qty of 10)



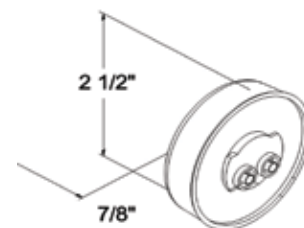
5622512
(sold in qty of 10)



5622505
(sold in qty of 10)



5622506
(sold in qty of 10)



Part No.	Size	Lens Color	Connection	Mounting	Amp	Std. Qty.	Wt. (lbs.)	Cat.
5652511	2.5"	Red	PL-10 Connection	Grommet	0.33	10	0.06	562 (N)
5652512	2.5"	Amber	PL-10 Connection	Grommet	0.33	10	0.06	562 (N)
5622505	2.5"	Round, Flush Mount, Semi-Open Back				10	0.11	562 (N)
5622506	2.5"	Round, Flush Mount, Open Back				10	0.11	562 (N)

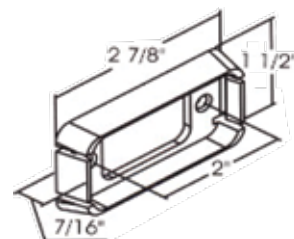
2.5" Surface Mount Marker Light with 3 LEDs



5622103
Plug and mounting bracket included



5622203
Plug and mounting bracket included



5622104
Light only (sold in qty of 10)



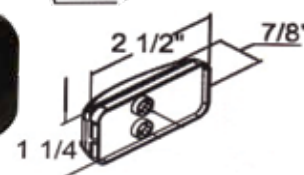
5622204
Light only (sold in qty of 10)



5622304
Light only (sold in qty of 10)



5622205
(sold in qty of 10)




Part No.	Size	LED's	Lens Color	Connection	Mounting	Amp	Std. Qty.	Wt. (lbs.)	Cat.
5622103	2.5"	3	Red	PL-10 Connection	Surface Mount	.042	1	0.05	562 (N)
5622203	2.5"	3	Amber	PL-10 Connection	Surface Mount	.042	1	0.05	562 (N)
5622104	2.5"	3	Red	PL-10 Connection	Surface Mount	.042	10	0.05	562 (N)
5622204	2.5"	3	Amber	PL-10 Connection	Surface Mount	.042	10	0.05	562 (N)
5622304	2.5"	3	Clear	PL-10 Connection	Surface Mount	.042	10	0.05	562 (N)
5622205	2.5"	Flush Mount, Open Back Grommet for use with 5622104, 5622204, 5622304					10	0.11	562 (N)

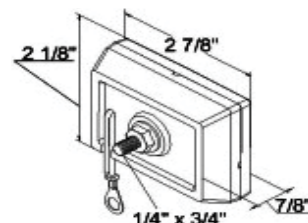
2.875" Rectangular Marker/Clearance Light Kit with Reflex and 6 LEDs



5622716
Includes ground wire
(sold in qty of 10)



5622726
Includes ground wire
(sold in qty of 10)

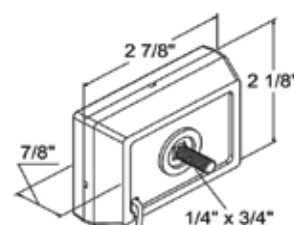


Part No.	Size	LED's	Lens Color	Connection	Mounting	Amp	Std. Qty.	Wt. (lbs.)	Cat.
5622716	2.875"	6	Red	Hard Wired with Stripped Lead and Ring Terminal	Stud	.033	10	0.14	562 (N)
5622726	2.875"	6	Amber	Hard Wired with Stripped Lead and Ring Terminal	Stud	.033	10	0.14	562 (N)

2.875" Rectangular Incandescent Marker Light with Reflex



5652720
(sold in qty of 10)



Part No.	Size	Lens Color	Connection	Mounting	Amp	Std. Qty.	Wt. (lbs.)	Cat.
5652720	2.875"	Amber	Hard Wired with Stripped Leads	Stud	0.33	10	0.10	562 (N)

For plugs refer to **pg. 63**

- Ground through stud

DOT LED Marker Lights

LIGHTS - DOT

3.125" Rectangular Marker/Clearance Light Kit with Reflex and 2 LEDs

LIMITED LIFETIME WARRANTY 12 VOLTS




5623112
Plug and grommet included



5623122
Plug and grommet included



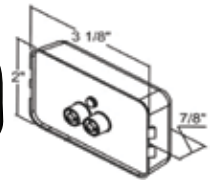
5623113
Light only (sold in qty of 10)



5623123
Light only (sold in qty of 10)




5623050
(sold in qty of 10)



Part No.	Size	LED's	Lens Color	Connection	Mounting	Amp	Std. Qty.	Wt. (lbs.)	Cat.
5623112	3.125"	2	Red	PL-10 Connection	Grommet (Included)	.044	1	0.05	562 (N)
5623122	3.125"	2	Amber	PL-10 Connection	Grommet (Included)	.044	1	0.05	562 (N)
5623113	3.125"	2	Red	PL-10 Connection	Grommet	.044	10	0.08	562 (N)
5623123	3.125"	2	Amber	PL-10 Connection	Grommet	.044	10	0.08	562 (N)
5623050	3.125"	Recessed Mount Black Grommet for use with 5623113, 5623123					10	0.05	562 (N)

3.75" Rectangular Marker/Clearance Light with 2 LEDs

LIMITED LIFETIME WARRANTY 12 VOLTS



5623711
Plug and mounting bracket included (sold in qty of 10)



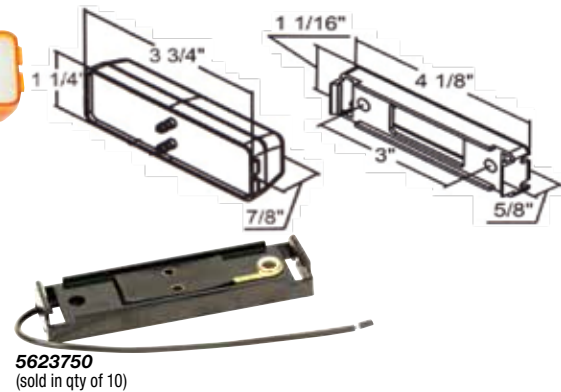
5623712
Light only (sold in qty of 10)



5623812
Light only (sold in qty of 10)



5623822
Light only (sold in qty of 10)



Part No.	Size	LED's	Lens Color	Connection	Mounting	Amp	Std. Qty.	Wt. (lbs.)	Cat.
5623711	3.75"	2	Amber/Red	Male Barrel Terminals	Surface Mount	.085	10	0.05	562 (N)
5623712	3.75"	2	Amber/Red	Male Barrel Terminals	Surface Mount	.085	10	0.05	562 (N)
5623812	3.875"	2	Red	Male Barrel Terminals	Surface Mount	.060	10	0.04	562 (N)
5623822	3.875"	2	Amber	Male Barrel Terminals	Surface Mount	.060	10	0.04	562 (N)
5623750	3.75"	Black Mounting Bracket Includes Stripped Lead						0.05	562 (N)

3.75" Rectangular Incandescent Marker/Clearance Light

LIMITED LIFETIME WARRANTY 12 VOLTS PC RATED



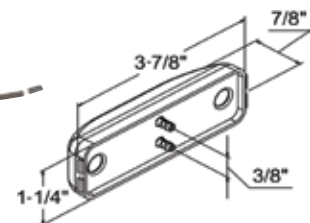
5653701
(sold in qty of 10)



5653702
(sold in qty of 10)



5623750
(sold in qty of 10)



Part No.	Size	Lens Color	Connection	Mounting	Amp	Std. Qty.	Wt. (lbs.)	Cat.
5653701	3.75"	Red	Male Barrel Terminals	Surface	0.33	10	0.06	562 (N)
5653702	3.75"	Amber	Male Barrel Terminals	Surface	0.33	10	0.06	562 (N)
5623750	3.75"	Black Mounting Bracket Includes Stripped Lead					0.06	562 (N)

For plugs refer to **pg. 63**

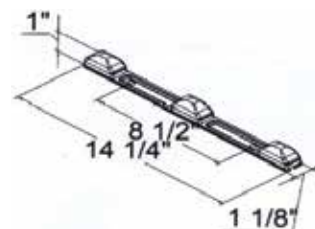
0.75" ID Light Kit with 9 LEDs



5627533

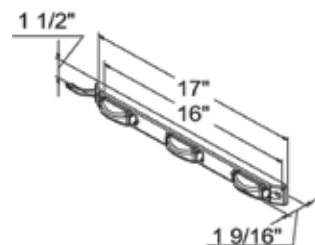
Part No.	Size	LED's	Lens Color	Connection	Mounting	Amp	Std. Qty.	Wt. (lbs.)	Cat.
5627533	.75"	9	Red	Hard Wired with .180 Male Bullets	Grommet	.113	1	0.50	562 (N)

Stainless Steel ID Bar Light with 9 LEDs



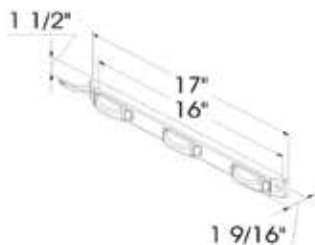
Part No.	Size	LED's	Lens Color	Connection	Mounting	Amp	Std. Qty.	Wt. (lbs.)	Cat.
5621720	14"	9	Red	Hard Wired with Stripped Lead and Ring Terminal	Surface	.147	1	0.55	562 (N)

17" Polycarbonate ID Bar Light with 9 LEDs



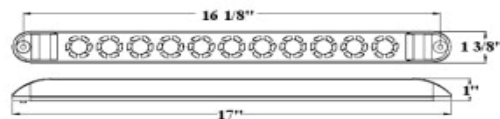
Part No.	Size	LED's	Lens Color	Connection	Mounting	Amp	Std. Qty.	Wt. (lbs.)	Cat.
5621719	17"	9	Red	Hard Wired with Stripped Lead and Ring Terminal	Surface	.119	1	0.65	562 (N)

17" Incandescent Polycarbonate ID Bar



Part No.	Size	Lens Color	Connection	Mounting	Amp	Std. Qty.	Wt. (lbs.)	Cat.
5651700	17"	Red	Hard Wired with Stripped Lead and Ring Terminal	Surface	0.33	10	0.34	562 (N)

17" Slimline Stop/Turn/Tail Light with 11 LEDs

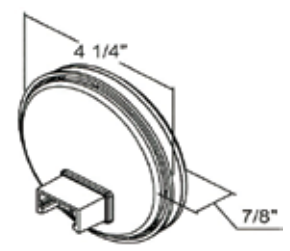


Part No.	Size	LED's	Lens Color	Connection	Mounting	Amp	Std. Qty.	Wt. (lbs.)	Cat.
5621711	17"	11	Red	Hard Wired with Stripped Leads & Ring Terminal	Surface	.162	10	0.41	562 (N)

For plugs refer to **pg. 63**

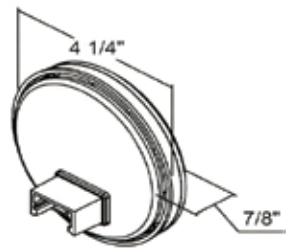
4" Round Stop, Turn & Tail Lights

4" Round Stop/Turn/Tail Light with 1 LED



Part No.	Size	LED's	Lens Color	Connection	Mounting	Amp	Std. Qty.	Wt. (lbs.)	Cat.
NEW 5624101	4"	1	Red	PL-3 Connection	Grommet	.150	10	0.23	562 (N)
5624050	4"	Replacement Black Grommet					10	0.15	562 (N)

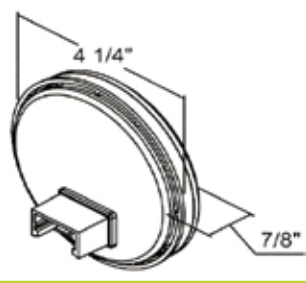
4" Round Stop/Turn/Tail Light with 7 LEDs



Part No.	Size	LED's	Lens Color	Connection	Mounting	Amp	Std. Qty.	Wt. (lbs.)	Cat.
NEW 5624157*	4"	7	Red	PL-3 Connection	Grommet (Included)	.150	1	0.23	562 (N)
5624156	4"	7	Red	PL-3 Connection	Grommet	.150	10	0.23	562 (N)
5624050	4"	Replacement Black Grommet					10	0.15	562 (N)

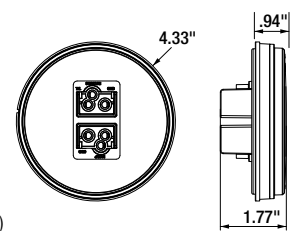
*Available June 2019

4" Round Stop/Turn/Tail Light with 10 LEDs



Part No.	Size	LED's	Lens Color	Connection	Mounting	Amp	Std. Qty.	Wt. (lbs.)	Cat.
NEW 5624110	4"	10	Red	PL-3 Connection	Grommet (Included)	.113	1	0.70	562 (N)
5624150	4"	10	Red	PL-3 Connection	Grommet	.113	10	0.36	562 (N)
5624151	4"	10	Red	AMP-Style Connection	Grommet	.105	10	0.34	562 (N)
5624050	4"	Replacement Black Grommet					10	0.15	562 (N)

4" Round Stop/Turn/Tail/Backup with 12 LEDs



Part No.	Size	LED's	Lens Color	Connection	Mounting	Amp	Std. Qty.	Wt. (lbs.)	Cat.
NEW 5624131	4"	12	Red/Clear	PL-3 & PL-2 Connection	Grommet (Included)	.8	1	0.23	562 (N)
5624130	4"	12	Red/Clear	PL-3 & PL-2 Connection	Grommet	.8	10	0.23	562 (N)
5624050	4"	Replacement Black Grommet					10	0.15	562 (N)

For plugs refer to pg. 63

4" Round & 6" Oval Stop, Turn & Tail Lights

4" Round Stop/Turn/Tail Light with 18 LEDs

LIMITED LIFETIME WARRANTY 12 VOLTS



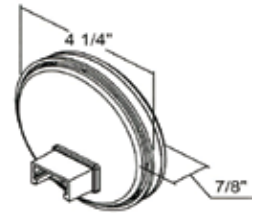
5624118
Plug and grommet included



5624119
Light only (sold in qty of 10)



5624050
(sold in qty of 10)



Part No.	Size	LED's	Lens Color	Connection	Mounting	Amp	Std. Qty.	Wt. (lbs.)	Cat.
5624118	4"	18	Red	PL-3 Connection	Grommet (Included)	.208	1	0.80	562 (N)
5624119	4"	18	Red	PL-3 Connection	Grommet	.208	10	0.40	562 (N)
5624050	4"	Replacement Black Grommet for use with 5624119, 5624118					10	0.15	562 (N)

4" Round Incandescent Stop/Turn/Tail Light

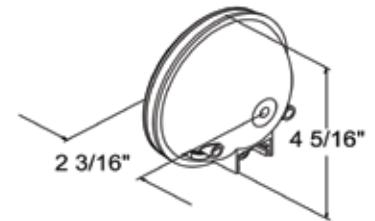
LIMITED LIFETIME WARRANTY 12 VOLTS



5654100
(sold in qty of 10)



5624050
(sold in qty of 10)



Part No.	Size	Lens Color	Connection	Mounting	Amp	Std. Qty.	Wt. (lbs.)	Cat.	
5654100	4"	Red	PL-3 Connection	PL-3	2.1/0.49	10	0.23	562 (N)	
5624050	4"	Replacement Black Grommet					10	0.15	562 (N)

6" Oval Stop/Turn/Tail Light with 1 LED

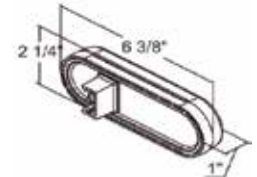
LIMITED LIFETIME WARRANTY 12 VOLTS



5626101
(sold in qty of 10)



5626050
(sold in qty of 10)



Part No.	Size	LED's	Lens Color	Connection	Mounting	Amp	Std. Qty.	Wt. (lbs.)	Cat.
5626101	6"	1	Red	PL-3 Connection	Grommet	.150	10	0.23	562 (N)
5626050	6"	Open Back, Flush Mount Grommet					10	0.18	562 (N)

6" Oval Stop/Turn/Tail Light with 6 LEDs

LIMITED LIFETIME WARRANTY 12 VOLTS



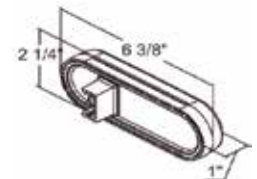
5626157
Plug and grommet included



5626156
(sold in qty of 10)



5626050
(sold in qty of 10)



Part No.	Size	LED's	Lens Color	Connection	Mounting	Amp	Std. Qty.	Wt. (lbs.)	Cat.
5626157*	6"	6	Red	PL-3 Connection	Grommet (Included)	.150	1	0.23	562 (N)
5626156	6"	6	Red	PL-3 Connection	Grommet	.150	10	0.23	562 (N)
5626050	6"	Open Back, Flush Mount Grommet					10	0.18	562 (N)

*Available June 2019

For plugs refer to pg. 63



Products are Retail Packaged



6" Oval LED Stop, Turn, Tail & Backup Lights

6" Oval Stop/Turn/Tail Light with 10 LEDs

LIMITED LIFETIME WARRANTY 12 VOLTS



5626510
Plug and grommet included



5626550
Light only
(sold in qty of 10)



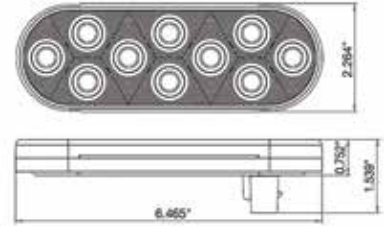
5626551
Light only
(sold in qty of 10)



5626050
(sold in qty of 10)



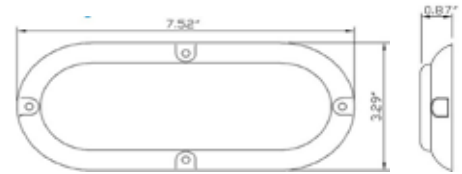
5626553
Light only
(sold in qty of 10)
Clear lens with red LEDs



Part No.	Size	LED's	Lens Color	Connection	Mounting	Amp	Std. Qty.	Wt. (lbs.)	Cat.
5626510	6"	10	Red	PL-3 Connection	Grommet (Included)	.129	1	0.5	562 (N)
5626550	6"	10	Red	PL-3 Connection	Grommet	.129	10	0.36	562 (N)
5626551	6"	10	Red	AMP-Style Connection	Grommet	.112	10	0.29	562 (N)
5626553	6"	10	Clear	PL-3 Connection	Grommet	.129	10	0.36	562 (N)
5626050	6"	Open Back, Flush Mount Grommet					10	0.18	562 (N)

6" Hardwired Surface Mount Oval Stop/Turn/Tail Light Kit with 10 LEDs

LIMITED LIFETIME WARRANTY 12 VOLTS



Part No.	Size	LED's	Lens Color	Connection	Mounting	Amp	Std. Qty.	Wt. (lbs.)	Cat.
5626552	6"	10	Red	Hard Wired with Stripped Leads & Ring Terminal	Surface	.106	1	0.34	562 (N)

6" Oval Stop/Turn/Tail/Backup Light with 14 LEDs

LIMITED LIFETIME WARRANTY 12 VOLTS IP 67

2 LIGHTS IN ONE!



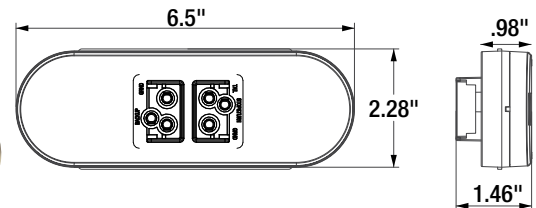
5626131
Plug and grommet included



5626130
(sold in qty of 10)



5626050
(sold in qty of 10)



Part No.	Size	LED's	Lens Color	Connection	Mounting	Amp	Std. Qty.	Wt. (lbs.)	Cat.
5626131	6"	14	Red/Clear	PL-3 & PL-2 Connection	Surface	.8	1	0.3	562 (N)
5626130	6"	14	Red/Clear	PL-3 & PL-2 Connection	Surface	.8	10	0.3	562 (N)
5626050	6"	Open Back, Flush Mount Grommet					10	0.18	562 (N)

For plugs refer to **pg. 63**

6" Oval Stop/Turn/Tail Light with 20 LEDs



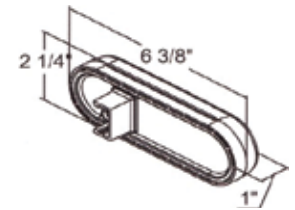
5626050
Plug and grommet included



5626521
Light only (sold in qty of 10)



5626050
(sold in qty of 10)



Part No.	Size	LED's	Lens Color	Connection	Mounting	Amp	Std. Qty.	Wt. (lbs.)	Cat.
5626520	6"	20	Red	PL-3 Connection	Grommet (Included)	0.162	1	0.83	562 (N)
5626521	6"	20	Red	PL-3 Connection	Grommet	.162	10	0.31	562 (N)
5626050	6"	Open Back, Flush Mount Grommet					10	0.18	562 (N)

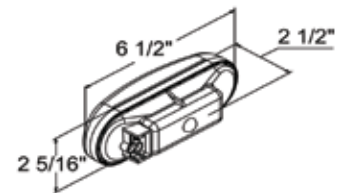
6" Oval Incandescent Stop/Turn/Tail



5656100
Light only (sold in qty of 10)



5626050
(sold in qty of 10)

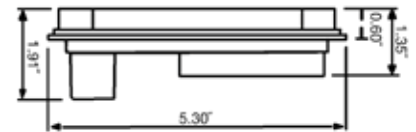


Part No.	Size	Lens Color	Connection	Mounting	Amp	Std. Qty.	Wt. (lbs.)	Cat.	
NEW 5656100	6"	Red	PL-3 Connection	Grommet	2.1/0.59	10	0.29	562 (N)	
5626050	6"	Open Back, Flush Mount Grommet					10	0.18	562 (N)

5.33" Rectangular Stop/Turn/Tail Kit with 15 LEDs



5625115
Plug and grommet included



Part No.	Size	LED's	Lens Color	Connection	Mounting	Amp	Std. Qty.	Wt. (lbs.)	Cat.
5625115	5.33"	15	Red	PL-3 Connection	Grommet (Included)	.188	1	0.65	562 (N)

5.75" Box Style Stop/Turn/Tail and Back-Up with Reflex



- 5626738 Includes License Plate Light
- Includes Ground Wire



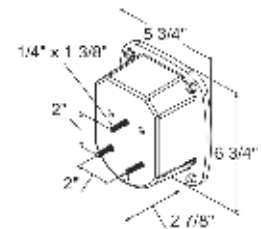
5626734



5626738
Includes built-in license plate light



5626700



Part No.	Size	LED's	Lens Color	Connection	Mounting	Amp	Std. Qty.	Wt. (lbs.)	Cat.
5626734	5.75"	34	Red	Hard Wired with Stripped Leads, PS	Stud	.091	1	1.24	562 (N)
5626738	5.75"	38	Red	Hard Wired with Stripped Leads, DS	Stud	.091	1	1.24	562 (N)
5626700	5.75"	License Plate Bracket						0.12	562 (N)

For plugs refer to **pg. 63**



Products are Retail Packaged



5" Box-Style Stop, Turn, Tail Lights

5" Box-Style LED Stop/Turn/Tail Light (For Trailers Under 80" Wide)



- Grounds through mounting stud
- Red polycarbonate colored lens and built-in reflector lens
- 5625117 includes license light



5625111



5625117



5625111
Back and side shown



5625117
Shown with built-in license plate light

Part No.	Size	LED's	Lens Color	Connection	Mounting	Amp	Std. Qty.	Wt. (lbs.)	Cat.
5625111	5"	11	Red	Push-in Connections	Stud	.1	1	0.66	562 (N)
5625117	5"	17	Red	Push-in Connections	Stud	.1	1	0.70	562 (N)

5" Box-Style Stop/Turn/Tail with License Light (For Trailers Under 80" Wide) (Incandescent)



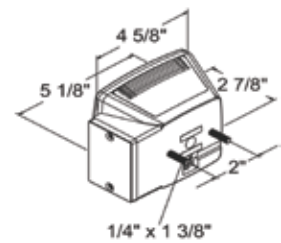
- Grounds through mounting stud
- Includes Reflector
- 5655001 includes license light



5655001
Shown with built-in license plate light



5655000



Part No.	Size	Lens Color	Connection	Mounting	Amp	Std. Qty.	Wt. (lbs.)	Cat.
5655000	5"	Red	Push-in Connections	Stud	2.1	10	0.52	562 (N)
5655001	5"	Red	Push-in Connections	Stud	2.1	10	0.47	562 (N)

5" Box-Style Stop/Turn/Tail with License Light (For Trailers Over 80" Wide) (Incandescent)



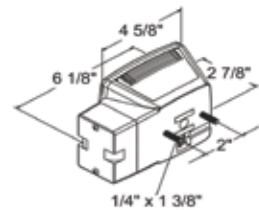
- Grounds through mounting stud
- Includes Reflector
- 5655101 includes license light



5655101
Shown with built-in license plate light



5655100



Part No.	Size	Lens Color	Connection	Mounting	Amp	Std. Qty.	Wt. (lbs.)	Cat.
5655100	5"	Red	Push-in Connections	Stud	2.1	10	0.50	562 (N)
5655101	5"	Red	Push-in Connections	Stud	2.1	10	0.52	562 (N)

For plugs refer to **pg. 63**

4" Round Turn and Park Light with 1 LED

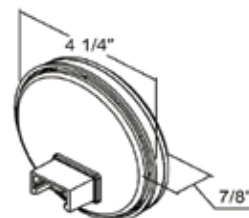
LIMITED LIFETIME WARRANTY 12 VOLTS



5624201
(sold in qty of 10)



5624050
(sold in qty of 10)



Part No.	Size	LED's	Lens Color	Connection	Mounting	Amp	Std. Qty.	Wt. (lbs.)	Cat.
NEW 5624201	4"	1	Amber	PL-3 Connection	Grommet	.15	10	0.70	562 (N)
5624050	4"	Black Grommet for use with 5624201					10	0.15	562 (N)

4" Round Turn and Park Light with 7 LEDs

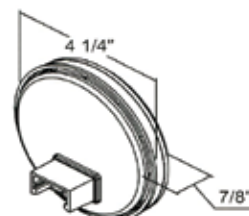
LIMITED LIFETIME WARRANTY 12 VOLTS



5624156
(sold in qty of 10)



5624050
(sold in qty of 10)



Part No.	Size	LED's	Lens Color	Connection	Mounting	Amp	Std. Qty.	Wt. (lbs.)	Cat.
NEW 5624207	4"	7	Amber	PL-3 Connection	Grommet	.150	10	0.23	562 (N)
5624050	4"	Replacement Black Grommet					10	0.15	562 (N)

4" Round Turn Signal Light with 10 LEDs

LIMITED LIFETIME WARRANTY 12 VOLTS



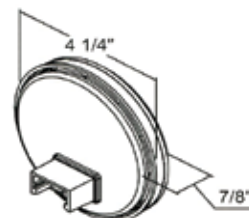
5624210
Plug and grommet included



5624251
Light only (sold in qty of 10)



5624050
(sold in qty of 10)



Part No.	Size	LED's	Lens Color	Connection	Mounting	Amp	Std. Qty.	Wt. (lbs.)	Cat.
NEW 5624210	4"	10	Amber	PL-3 Connection	Grommet (Included)	.221	1	0.70	562 (N)
5624251	4"	10	Amber	AMP-Style Connection	Grommet	.221	10	0.70	562 (N)
5624050	4"	Black Grommet for use with 5624251					10	0.15	562 (N)

6" Oval Turn and Park Signal Light with 1 LED

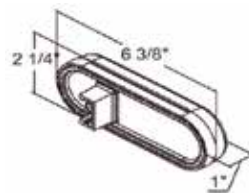
LIMITED LIFETIME WARRANTY 12 VOLTS



5626201
(sold in qty of 10)



5626050
(sold in qty of 10)



Part No.	Size	LED's	Lens Color	Connection	Mounting	Amp	Std. Qty.	Wt. (lbs.)	Cat.
NEW 5626201	6"	1	Amber	PL-3 Connection	Grommet	.15	10	0.71	562 (N)
5626050	6"	Open Back, Flush Mount Grommet					10	0.18	562 (N)

6" Oval Turn and Park Signal Light with 6 LEDs

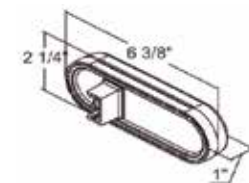
LIMITED LIFETIME WARRANTY 12 VOLTS



5626156
(sold in qty of 10)



5626050
(sold in qty of 10)



Part No.	Size	LED's	Lens Color	Connection	Mounting	Amp	Std. Qty.	Wt. (lbs.)	Cat.
NEW 5626206	6"	6	Amber	PL-3 Connection	Grommet	.150	10	0.23	562 (N)
5626050	6"	Open Back, Flush Mount Grommet					10	0.18	562 (N)

For plugs refer to pg. 63



Products are Retail Packaged



DOT LED Turn Signal and Backup Lights

LIGHTS - DOT

6" Oval Turn Signal Light with 10 LEDs



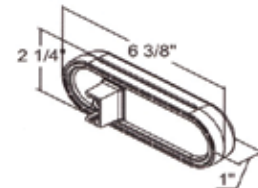
5626210
Plug and grommet included



5626211
Light only (sold in qty of 10)



5626050
(sold in qty of 10)



Part No.	Size	LED's	Lens Color	Connection	Mounting	Amp	Std. Qty.	Wt. (lbs.)	Cat.
5626210	6"	10	Amber	PL-3 Connection	Grommet (Included)	.224	1	0.71	562 (N)
5626211	6"	10	Clear	PL-3 Connection	Grommet	.224	10	0.31	562 (N)
5626050	6"	Open Back, Flush Mount Grommet						0.18	562 (N)

6" Midship Turn Signal and Side Marker with Reflex and 9 LEDs



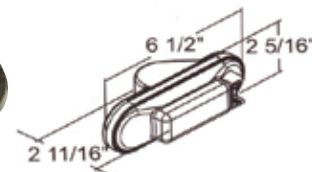
5626209
Plug and grommet included



5626208
Light only (sold in qty of 10)



5626050
(sold in qty of 10)

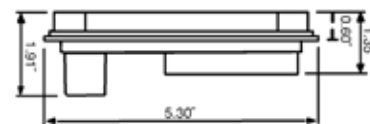


Part No.	Size	LED's	Lens Color	Connection	Mounting	Amp	Std. Qty.	Wt. (lbs.)	Cat.
5626209	6"	9	Amber	PL-3 Connection	Grommet (Included)	.114	1	0.30	562 (N)
5626208	6"	9	Amber	PL-3 Connection	Grommet	.114	10	0.30	562 (N)
5626050	6"	Open Back, Flush Mount Grommet						0.18	562 (N)

5.33" Rectangular Turn Signal Light Kit with 15 LEDs



5625215
Plug and grommet included



Part No.	Size	LED's	Lens Color	Connection	Mounting	Amp	Std. Qty.	Wt. (lbs.)	Cat.
5625215	5.33"	15	Amber	PL-3 Connection	Grommet	.245	1	0.71	562 (N)

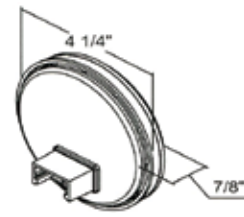
4" Round Back-Up Light with 1 LED



5624301
(sold in qty of 10)



5624050
(sold in qty of 10)



Part No.	Size	LED's	Lens Color	Connection	Mounting	Amp	Std. Qty.	Wt. (lbs.)	Cat.
5624301	4"	1	Clear	PL-2 Connection	Grommet	.150	10	0.23	562 (N)
5624050	4"	Flush Mount Grommet					10	0.15	562 (N)

4" Round Back-Up Light with 7 LEDs



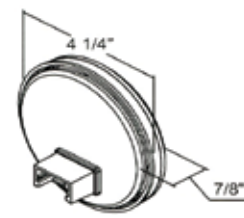
5624357
Plug and grommet included



5624356
(sold in qty of 10)



5624050
(sold in qty of 10)



Part No.	Size	LED's	Lens Color	Connection	Mounting	Amp	Std. Qty.	Wt. (lbs.)	Cat.
5624357*	4"	7	Clear	STD PL-2 Connection	Grommet (Included)	.150	10	0.23	562 (N)
5624356	4"	7	Clear	STD PL-2 Connection	Grommet	.150	10	0.23	562 (N)
5624050	4"	Flush Mount Grommet					10	0.15	562 (N)

*Available June 2019

For plugs refer to **pg. 63**

4" Round Backup Light Kit with 10 LEDs



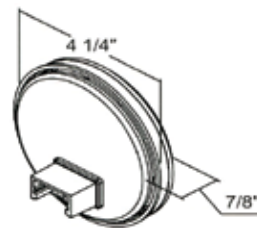
5624310
Plug and grommet included



5624350
Light only (sold in qty of 10)



5624050
(sold in qty of 10)



Part No.	Size	LED's	Lens Color	Connection	Mounting	Amp	Std. Qty.	Wt. (lbs.)	Cat.
5624310	4"	10	Clear	STD PL-2 Connection	Grommet (Included)	.213	1	0.70	562 (N)
5624350	4"	10	Clear	STD PL-2 Connection	Grommet	.213	10	0.36	562 (N)
5624050	4"	Flush Mount Grommet						0.15	562 (N)

4" Round Backup Light Kit with 24 LEDs



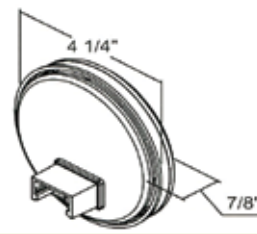
5624324
Plug and grommet included



5624325
Light only (sold in qty of 10)



5624050
(sold in qty of 10)



Part No.	Size	LED's	Lens Color	Connection	Mounting	Amp	Std. Qty.	Wt. (lbs.)	Cat.
5624324	4"	24	Clear	STD PL-2 Connection	Grommet (Included)	.141	1	0.80	562 (N)
5624325	4"	24	Clear	STD PL-2 Connection	Grommet	.141	10	0.42	562 (N)
5624050	4"	Flush Mount Grommet					10	0.15	562 (N)

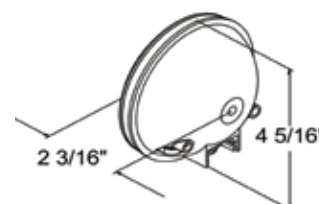
4" Round Incandescent Backup Light



5654300
(sold in qty of 10)



5624050
(sold in qty of 10)



Part No.	Size	Lens Color	Connection	Mounting	Amp	Std. Qty.	Wt. (lbs.)	Cat.
5654300	4"	Clear	STD PL-2 Connection	Grommet	2.1	10	0.23	562 (N)
5624050	4"	Flush Mount Grommet					0.15	562 (N)

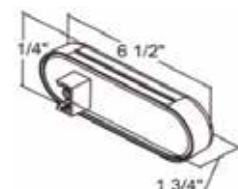
6" Oval Backup Light with 1 LED



5626301
(sold in qty of 10)



5626050
(sold in qty of 10)



Part No.	Size	LED's	Lens Color	Connection	Mounting	Amp	Std. Qty.	Wt. (lbs.)	Cat.
5626301	6"	1	Clear	PL-2 Connection	Grommet	.15	10	0.23	562 (N)
5626050	6"	Open Back, Flush Mount Grommet					10	0.18	562 (N)

For plugs refer to **pg. 63**



Products are Retail Packaged



DOT LED Backup Lights

LIGHTS - DOT

6" Oval Backup Light with 6 LEDs



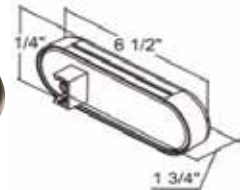
5626357
Plug and grommet included



5626356
(sold in qty of 10)



5626050
(sold in qty of 10)



Part No.	Size	LED's	Lens Color	Connection	Mounting	Amp	Std. Qty.	Wt. (lbs.)	Cat.
5626357*	6"	6	Clear	STD PL-2 Connection	Grommet (Included)	.150	1	0.23	562 (N)
5626356	6"	6	Clear	STD PL-2 Connection	Grommet	.150	10	0.23	562 (N)
5626050	6"	Open Back, Flush Mount Grommet					10	0.18	562 (N)

*Available June 2019

6" Oval Backup Light with 10 LEDs



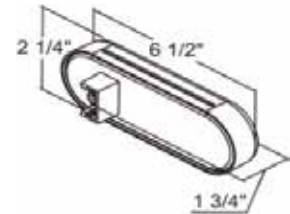
5626310
Plug and grommet included



5626311
Light only (sold in qty of 10)



5626050
(sold in qty of 10)



Part No.	Size	LED's	Lens Color	Connection	Mounting	Amp	Std. Qty.	Wt. (lbs.)	Cat.
5626310	6"	10	Clear	STD PL-2 Connection	Grommet (Included)	.218	1	0.70	562 (N)
5626311	6"	10	Clear	STD PL-2 Connection	Grommet	.138	10	0.38	562 (N)
5626050	6"	Open Back, Flush Mount Grommet					10	0.18	562 (N)

6" Oval Backup Light with 24 LEDs



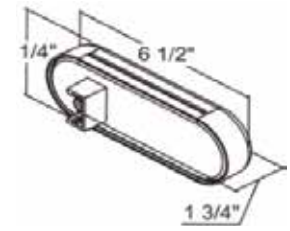
5626324
Plug and grommet included



5626325
Light only (sold in qty of 10)



5626050
(sold in qty of 10)



Part No.	Size	LED's	Lens Color	Connection	Mounting	Amp	Std. Qty.	Wt. (lbs.)	Cat.
5626324	6"	24	Clear	STD PL-2 Connection	Grommet (Included)	.138	1	0.86	562 (N)
5626325	6"	24	Clear	STD PL-2 Connection	Grommet	.218	10	0.43	562 (N)
5626050	6"	Open Back, Flush Mount Grommet					10	0.18	562 (N)

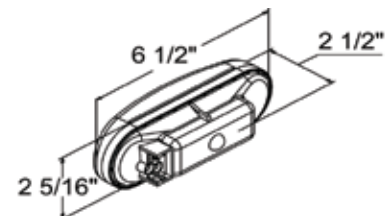
6" Oval Incandescent Back-Up Light



5656300
(sold in qty of 10)



5626050
(sold in qty of 10)

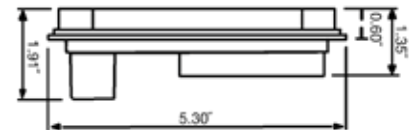


Part No.	Size	Lens Color	Connection	Mounting	Amp	Std. Qty.	Wt. (lbs.)	Cat.
5656300	6"	Clear	STD PL-2 Connection	Grommet	2.1	10	0.29	562 (N)
5626050	6"	Flush Mount Grommet					0.18	562 (N)

5.3" Rectangular Backup Light Kit with 32 LEDs



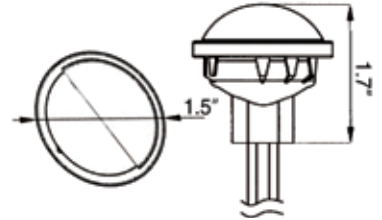
5625332
Plug and grommet included



Part No.	Size	LED's	Lens Color	Connection	Mounting	Amp	Std. Qty.	Wt. (lbs.)	Cat.
5625332	5.33"	32	Clear	STD PL-2 Connection	Grommet	.301	1	0.55	562 (N)

For plugs refer to pg. 63

1.5" Round License/Utility with 4 LEDs



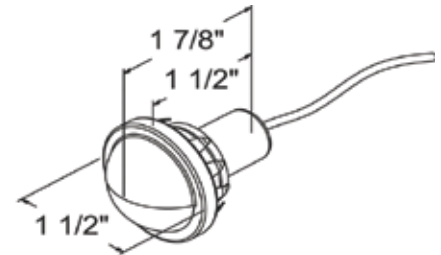
Part No.	Size	LED's	Lens Color	Connection	Mounting	Amp	Std. Qty.	Wt. (lbs.)	Cat.
5621534	1.5"	4	Clear	Hard Wired with Stripped Leads	Snap In	.030	1	0.10	562 (N)

Two lights needed to meet DOT requirements

1.5" Round Incandescent License/Utility Light

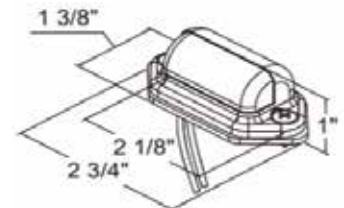


- Self grounding



Part No.	Size	Lens Color	Connection	Mounting	Amp	Std. Qty.	Wt. (lbs.)	Cat.
5651530	1.5"	Clear	Hard Wired with Stripped Leads	Snap-in	0.59	10	0.07	889 (N)

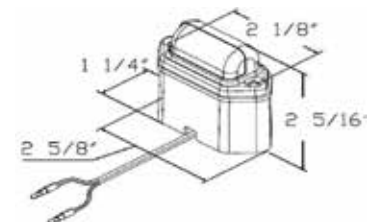
2" License/Utility Light with 2 LEDs Series



Part No.	Size	LED's	Housing Color	Connection	Mounting	Amp	Std. Qty.	Wt. (lbs.)	Cat.
5622032*	2"	2	Chrome	Hard Wired with Stripped Leads	Surface	.047	1	0.07	562 (N)
5622132	2"	2	Chrome	Hard Wired with Stripped Leads	Surface	.047	10	0.07	562 (N)
5622130	2"	2	Black	Hard Wired with Stripped Leads	Surface	.047	10	0.07	562 (N)
5622133	2"	2	Chrome	Hard Wired with .180 Male Bullets	Surface	.047	10	0.08	562 (N)

Two lights needed to meet DOT requirements

2" Surface Mount License Plate Light Kit



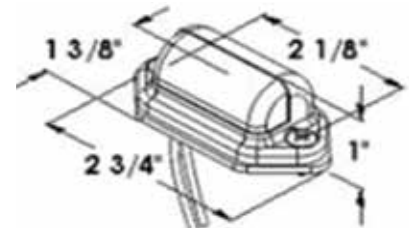
Part No.	Size	LED's	Housing Color	Connection	Mounting	Amp	Std. Qty.	Wt. (lbs.)	Cat.
5622134	2"	2	Clear	Hard Wired with .180 Male Bullets	Surface	.047	10	0.13	562 (N)

One light needed to meet DOT requirements

For plugs refer to **pg. 63**

License / Utility Plate Lights

2" Rectangular Incandescent License/Utility Light

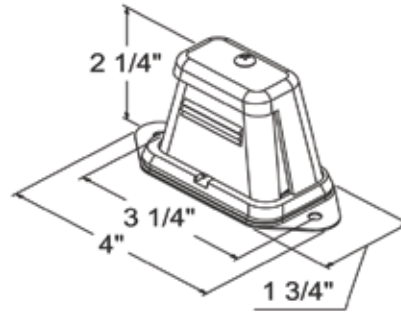


Part No.	Size	Lens Color	Connection	Mounting	Amp	Std. Qty.	Wt. (lbs.)	Cat.
5652030	2"	Clear	Hard Wired with Stripped Leads	Surface	0.33	10	0.07	889 (N)

2-5/8" Incandescent License/Utility Light



- Self Grounding



Part No.	Size	Lens Color	Connection	Mounting	Amp	Std. Qty.	Wt. (lbs.)	Cat.
5652630	2.625"	Clear	Hard Wired with Stripped Lead	Surface	0.33	10	0.16	889 (N)

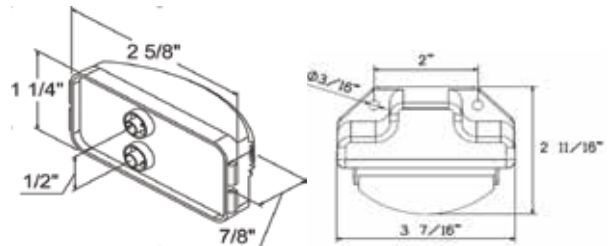
2-3/8" Incandescent License/Utility Light



5653375

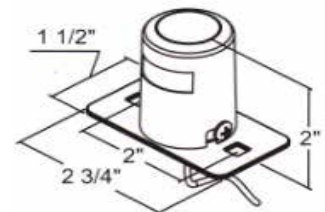


5653376
Optional bracket



Part No.	Size	Lens Color	Connection	Mounting	Amp	Std. Qty.	Wt. (lbs.)	Cat.	
5653375	2.375"	Clear	PL-10 Connection	Bracket	0.33	10	0.04	889 (N)	
5653376	Bracket for 2.375" License Light, for use with 5653375						10	0.11	889 (N)

2.75" License Plate Light with 2 LEDs




Part No.	Size	LED's	Housing Color	Connection	Mounting	Amp	Std. Qty.	Wt. (lbs.)	Cat.
5622754	2.75"	2	Clear	Hard Wired with Stripped Leads	Surface	.086	10	0.17	562 (N)

Two lights needed to meet DOT requirements

For plugs refer to **pg. 63**

DOT Turn Signal Equalizer Plugs



- 25 Watt rating



5621010



5621012

Part No.	Description	Std. Qty.	Wt. (lbs.)	Cat.
 5621010	LED Turn Signal Equalizer with Right Angle Male PL-3 Plug and Stripped Leads	1	0.12	562 (N)
 5621012	LED Turn Signal Equalizer with Right Angle Male PL-3 Plug and Straight Female PL-3 Plug	1	0.15	562 (N)

DOT Light Plugs



5620250



5620251



5620350



5620351



5620352



5620354



5620355

Part No.	Description	Std. Qty.	Wt. (lbs.)	Cat.
5620250	2-Pin In-Line Male PL-10 Plug with Stripped Power Wire and #10 Ring on Ground	1	0.03	562 (N)
NEW 5620251	2-Pin Right Angle Male Plug with Stripped Power Wire and #10 Ring on Ground		0.03	562 (N)
5620350	3-Pin Right Angle Male PL-3 Plug with Stripped Leads and #10 Ring on Ground	1	0.03	562 (N)
5620351	3-Wire AMP-Style Plug, 3-Pin Straight Female PL-3 Plug	1	0.07	562 (N)
5620352	3-Wire AMP-Style Plug, with Stripped Leads and #10 Ring on Ground	1	0.03	562 (N)
5620354	3-Wire AMP-Style Plug, with 3-Pin Right Angle Male PL-3 Plug	1	0.06	562 (N)
5620355	3-Wire, 3-Pin Straight Male PL-3 Plug with Stripped Leads and #10 Ring on Ground	1	0.05	562 (N)

DOT Reflectors



5623316



5623317



5623000



5623001



5623520



5623521

Part No.	Description	Std. Qty.	Wt. (lbs.)	Cat.
5623316	3-3/16" Round, Bolt-on, Red	10	0.50	889 (N)
5623317	3-3/16" Round, Bolt-on, Amber	10	0.50	889 (N)
5623000	3" Round, Stick-on, Red 100 per Role	1 Roll	0.55	889 (N)
5623001	3" Round, Stick-on, Amber 100 per Role	1 Roll	0.55	889 (N)
5623520	3-1/2" Rectangular, Stick-on, Red 500 per Role	1 Roll	2.20	889 (N)
5623521	3-1/2" Rectangular, Stick-on, Amber 500 per Role	1 Roll	2.20	889 (N)

DOT Conspicuity Tape

- DOT approved
- ASTM D4956 - 93B Type V
- LS300C
- FP92
- NHTSA 49 CFT, Part 571, DOT-C2
- 5-Year Rating



Part No.	Description	Std. Qty.	Wt. (lbs.)	Cat.
CT150RW	DOT Conspicuity Tape, 150' Roll, 11" Red, 7" White	1	1.5	889 (N)
CT150W12	150' Roll, White, 12" Lengths	1	1.5	889 (N)



Products are Retail Packaged



Spreader Light Bar Kits

LIGHTS - DOT

44" Light Bar Kits



- Fixed & hinged mounting options included



8891144



8891145

Part No.	Description	Cat.
8891144 (Round)	(1) 304 Stainless Steel Light Box, Dimension: 44" L x 8" H x 3" D (2) 4" Round STT Lights, 10 Red LEDs (2) 4" Round Strobe Lights, 24 Amber LEDs (3) 2.5" Round Marker Lights, 4 Red LEDs (1) Wire Harness (2) LED Load Equalizers	889 (N)
8891145 (Oval)	(1) 304 Stainless Steel Light Box, Dimension: 44" L x 8" H x 3" D (2) 6" Oval STT Lights, 10 Red LEDs (2) 6" Oval Strobe Lights, 24 Amber LEDs (3) 2.5" Round Marker Lights, 4 Red LEDs (1) Wire Harness (2) LED Load Equalizers	889 (N)

66" Light Bar Kits



- Fixed & hinged mounting options included



8891150



8891168



8891166



8891169



8891167

Part No.	Description	Cat.
8891150 (Oval)	(1) 304 Stainless Steel Light Box, Dimension: 66" L x 4" H x 3" D (2) 6.5" Oval STT Lights, 10 Red LEDs (2) 6.5" Oval Strobe Lights, 24 Amber LEDs (3) .75" Round Marker Lights, 3 Red LEDs (1) Wire Harness (2) LED Load Equalizers/Turn Signals	889 (N)
8891166 (Round)	(1) 304 Stainless Steel Light Box, Dimension: 66" L x 8" H x 3" D (2) 4" Round STT Lights, 10 Red LEDs (2) 4" Round Back-Up Lights, 10 Clear LEDs (2) 4" Round Strobe Lights, 24 Amber LEDs (3) 2.5" Round Marker Lights, 4 Red LEDs (1) Wire Harness (2) LED Load Equalizers	889 (N)
8891167 (Round)	(1) 304 Stainless Steel Light Box, Dimension: 66" L x 8" H x 3" D (4) 4" Round STT Lights, 10 Red LEDs (2) 4" Round Strobe Lights, 24 Amber LEDs (3) 2.5" Round Marker Lights, 4 Red LEDs (1) Wire Harness (2) LED Load Equalizers	889 (N)
8891168 (Oval)	(1) 304 Stainless Steel Light Box, Dimension: 66" L x 8" H x 3" D (2) 6" Oval STT Lights, 10 Red LEDs (2) 6" Oval Back-Up Lights, 10 Clear LEDs (2) 6" Oval Strobe Lights, 24 Amber LEDs (3) 2.5" Round Marker Lights, 4 Red LEDs (1) Wire Harness (2) LED Load Equalizers	889 (N)
8891169 (Oval)	(1) 304 Stainless Steel Light Box, Dimension: 66" L x 8" H x 3" D (4) 6" Oval STT Lights, 10 Red LEDs (2) 6" Oval Strobe Lights, 24 Amber LEDs (3) 2.5" Round Marker Lights, 4 Red LEDs (1) Wire Harness (2) LED Load Equalizers	889 (N)

77" Light Bar Kits



- Fixed & hinged mounting options included



8891177



8891178

Part No.	Description	Cat.
8891177 (Oval)	(1) 304 Stainless Steel Light Box, Dimension: 77" L x 4" H x 3" D (2) 6.5" Oval Strobe Lights, 24 Amber LEDs (2) 6.5" Oval Back-Up Lights, 10 Clear LEDs (2) 6.5" Oval STT, 10 Red LEDs (3) .75" Round Marker Lights, 3 Red LEDs (1) Wire Harness (2) LED Load Equalizers	889 (N)
8891178 (Oval)	(1) 304 Stainless Steel Light Box, Dimension: 77" L x 4" H x 3" D (4) 6" Oval STT Lights, 10 Red LEDs (2) 6" Oval Strobe Lights, 24 Amber LEDs (3) .75" Round Marker Lights, 3 Red LEDs (1) Wire Harness (2) LED Load Equalizers/Turn Signal	889 (N)

44" Stainless Steel Light Bar for Round Lights


- (4) 4" and (3) 2-1/2" round cutouts
- Fixed & hinged mounting options
- Stainless steel DOT light bars only
- Mounts included
- Lights not included



Part No.	Description	Cat.
LB8443SST	7 Hole Round, 8" x 3" x 44"	903-1 (N)

44" Stainless Steel Light Bar for Oval Lights

- (4) 6" Oval and (3) 2-1/2" round cutouts
- Fixed & hinged mounting options
- Stainless steel DOT light bars only
- Mounts included
- Lights not included



Part No.	Description	Cat.
LB8445SST	7 Hole (4 Oval, 3 Round), 8" x 3" x 44"	903-1 (N)

66" Stainless Steel Light Bar for Round Lights

- (6) 4" and (3) 2-1/2" round cutouts
- Fixed & hinged mounting options
- Stainless steel DOT light bars only
- Mounts included
- Lights not included



Part No.	Description	Cat.
LB8663SST	9 Hole Round, 8" x 3" x 66"	903-1 (N)

66" Stainless Steel Light Bar for Oval Lights

- (6) 6" Oval and (3) 2-1/2" round cutouts
- Fixed & hinged mounting options
- Stainless steel DOT light bars only
- Mounts included
- Lights not included



Part No.	Description	Cat.
LB8665SST	9 Hole (6 Oval, 3 Round), 8" x 3" x 66"	903-1 (N)

66" Stainless Steel Light Bar for Large Oval Lights

- (4) 6" Oval and (3) 3/4" ID marker light cutouts
- Mounting hardware included
- Lights not included



Part No.	Description	Cat.
LB4663SST	7 Hole (4 Oval, 3 Round) 4" x 3" x 66"	903-1 (N)

77" Stainless Steel Light Bar for Oval Lights


- (6) 6" Oval cutouts, (3) 3/4" ID marker light cutouts
- Mounting hardware included
- Lights not included



Part No.	Description	Cat.
LB4773SST	9 Hole (6 Oval, 3 Round) 4" x 3" x 77"	903-1 (N)

Wiring Harness

- Wiring harness, 12' lead, universal rear DOT
- 7 & 9 light bar wiring



5609001- Male Bullet Connector Plugs

Part No.	Description	Cat.
5609000	12' Wiring Harness	560 (N)
5609001	12' Wiring Harness with 3 Female Bullet Connectors for use with 3/4" ID Marker Lights with Male Bullet Connectors on LB4663SST and LB4773SST	560 (N)

DOT Light Boxes

Single Oval Light Boxes



LB383



LB383SL



LB383SST



LB383ALDT



LB383ALSM



LB383P



LB384



LB384SST

Part No.	Description	Cat.
LB383	Single Oval, Black Powder Coat Steel, (3" x 8" x 3")	520 (N)
LB383SL	Single Oval with Side Light, Black Powder Coat Steel, (3" x 8" x 3")	520 (N)
LB383SST	Single Oval, Stainless Steel, (3" x 8" x 3")	520 (N)
LB383ALDT	Single Oval, Diamond Tread Aluminum, (3" x 8" x 3")	520 (N)
LB383ALSM	Single Oval, Smooth Aluminum, (3" x 8" x 3")	520 (N)
LB383P	Single Oval, Black Polymer, (3" x 8" x 3")	520 (N)
LB384	Single Oval, Both Front and Back, Black Powder Coated Steel, (3" x 8" x 4")	520 (N)
LB384SST	Single Oval, Both Front and Back, Stainless Steel, (3" x 8" x 3")	520 (N)

Dual Oval Light Boxes



LB3163



LB3163SST



LB3163ALDT

Part No.	Description	Cat.
LB3163	Dual Oval Black Powder Coat Steel, (3" x 16" x 3")	520 (N)
LB3163SST	Dual Oval Stainless Steel, (3" x 16" x 3")	520 (N)
LB3163ALDT	Dual Oval Diamond Tread Aluminum, (3" x 16" x 3")	520 (N)

Triple Oval Light Boxes



Part No.	Description	Cat.
LB3253	Triple Oval, Black Powder Coat Steel, (3" x 25" x 3")	520 (N)
LB3253ALDT	Triple Oval Diamond Tread Aluminum, (3" x 25" x 3")	520 (N)
LB3253SST	Triple Oval Stainless Steel, (3" x 25" x 3")	520 (N)
LB8133	Triple Oval Vertical or Horiz, Steel, Gray Primer, (8" x 13" x 3")	520 (N)

Single Round Light Boxes

- Front opening dia. 4.50"
- Side light dia. 2.323"



LB663



LB663SL



LB663SST

Part No.	Description	Cat.
LB663	Single Round Black Powder Coat Steel, (6" x 6" x 3")	520 (N)
LB663SL	Single Round with 2" Side Light, Black Powder Coat Steel, (6" x 6" x 3")	520 (N)
LB663SST	Single Round Stainless Steel, (6" x 6" x 3")	520 (N)



DOT Light Boxes

Dual Round Light Boxes



LB6123



LB6123SST



LB6123ALDT

Part No.	Description	Cat.
LB6123	Dual Round, Black Powder Coat Steel, (6" x 12" x 3")	520 (N)
LB6123SST	Dual Round, Stainless Steel, (6" x 12" x 3")	520 (N)
LB6123ALDT	Dual Round, Diamond Tread Aluminum, (6" x 12" x 3")	520 (N)

Triple Round Light Boxes



LB6183



LB6183SST



LB6183ALDT

Part No.	Description	Cat.
LB6183	Triple Round, Black Powder Coat Steel, (6" x 18" x 3")	520 (N)
LB6183SST	Triple Round, Stainless Steel	520 (N)
LB6183ALDT	Triple Round, Diamond Tread Aluminum	520 (N)

Triple Round Light Boxes with Mudflap Mount

- Combination lightbox-mudflap mounts
- Polished stainless steel construction
- Accommodates (3) 4" round recessed or surface mount lights per box
- Spring loaded for impact protection



Part No.	Description	Cat.
LB6303SST*	Triple Round, Stainless Steel Kit, (6" x 30" x 3") Both Driver and Passenger Side	520 (N)
NEW LB6304SST*	Triple Round, Stainless Steel, (6" x 30" x 3") Driver Side	520 (N)
LB6305SST*	Triple Round, Stainless Steel, (6" x 30" x 3") Passenger Side	520 (N)

*Available June 2019


DOT Light Mounting Brackets



LB1



LB1SS



LB253

Part No.	Description	Cat.
LB1	Single Oval, Black, 8.25" x 4.0"	520 (N)
LB1SS	Single Oval, Stainless Steel, 8.25" x 4.0"	520 (N)
LB253	Triple Round, Black, 8.25" x 4.0" for 2.5" Lights	520 (N)



Observation Systems

Rear Observation System with Night Vision Camera

- 7" TFT-LCD Color monitor
- Auto reverse "on"
- Audio
- Multiple mounts
- Removable sun visor
- Heated night vision camera with audio
- Multiple camera capable
- Wireless remote
- 65' cable

2-YEAR
W **12-24**
VOLTS **IP**
67



Part No.	Description	Cat.
NEW 8883000	Rear Observation System with Standard Camera	888 (N)

Rear Observation System with License Plate Night Vision Camera

- 7" TFT-LCD Color monitor
- Auto reverse "on"
- Audio
- Multiple mounts
- Removable sun visor
- License plate night vision camera
- Multiple camera capable
- Wireless remote
- 65' cable

2-YEAR
W **12-24**
VOLTS **IP**
67



Part No.	Description	Cat.
NEW 8883010	Rear Observation System, License Plate Camera	888 (N)

Rear Observation System with Recessed Night Vision Camera

- 7" TFT-LCD Color monitor
- Auto reverse "on"
- Audio
- Multiple mounts
- Removable sun visor
- Recessed night vision camera
- Multiple camera capable
- Wireless remote
- 65' cable

2-YEAR
W **12-24**
VOLTS **IP**
67



Part No.	Description	Cat.
NEW 8883020	Rear Observation System, Bullet Recessed Camera	888 (N)

Rearview Mirror Monitor Rear Observation System with Night Vision Camera

- 4.3 TFT-LCD Mirror Monitor replaces OEM mirror
- Illuminated touch screen buttons
- Compact, IP68 back-up camera with night vision

2-YEAR
W **12-24**
VOLTS **IP**
67



Part No.	Description	Cat.
NEW 8883030	Rear Observation System, Universal OEM 4.3" Monitor	888 (N)

Quad Screen Rear Observation System with Night Vision Backup Camera

- 7" TFT-LCD Color quad screen monitor
- Heated night vision camera with audio
- Auto reverse "on"
- Shows up to 4 camera views on same screen
- Removable sun visor
- Audio
- Multiple mounts
- Wireless remote
- 65' cable

2-YEAR
W **12-24**
VOLTS **IP**
67



Part No.	Description	Cat.
NEW 8883040	Rear Observation System, Quad Screen (1) Standard Camera	888 (N)
8883101	Additional Camera	888 (N)

Wireless Rear Observation System with Backup Camera

- 7" TFT-LCD Color wireless monitor
- Auto reverse "on"
- Audio
- Multiple mounts
- Removable sun visor
- Wireless night vision camera with audio
- Wireless remote
- 65' cable

2-YEAR
W **12-24**
VOLTS **IP**
67



Part No.	Description	Cat.
NEW 8883200	Wireless Rear Observation System*	888 (N)

Color Camera with Heated Night Vision and Audio

2-YEAR W **12-24 VOLTS** **IP 67**



Part No.	Description	Cat.
NEW 8883101	Camera, Standard, IP67, Night Vision, Heated, Audio	888 (N)

License Plate Mount Camera with Night Vision

1-YEAR W **12-24 VOLTS** **IP 67**



Part No.	Description	Cat.
NEW 8883102	License Plate, waterproof, 4-Pin	888 (N)

Color Bullet Camera for Recessed Mounting with Night Vision

1-YEAR W **12-24 VOLTS** **IP 67**



Part No.	Description	Cat.
NEW 8883103	Camera, Recessed 1" Dia. Bullet, IP67, Night Vision	888 (N)

Surface Side Mount Camera, Color with Night Vision

1-YEAR W **12-24 VOLTS** **IP 67**



Part No.	Description	Cat.
NEW 8883104	Camera, Side, Universal, IP67, Night Vision	888 (N)

Surface Mount Cube Camera, Color with Night Vision

1-YEAR W **12-24 VOLTS** **IP 67**



Part No.	Description	Cat.
NEW 8883106	Cube Surface Mount, Camera, Waterproof, 4-Pin	888 (N)

Camera Cable for Rear Observation systems and Backup Cameras

1-YEAR W **12-24 VOLTS** **IP 67**



Part No.	Description	Cat.
NEW 8883116	Cable, 16'/5m	888 (N)
8883132	Cable, 32'/10m	888 (N)
8883165	Cable, 65'/20m	888 (N)
8883182	Cable, 82'/25m	888 (N)

Universal Camera Washing System



Camera not included

- Hi-pressure
- Works with camera, 8883101
- Includes: 1-1/2 quart tank with mounting bracket, 9-1/2 ft fluid tube with pressure nozzle, Pump, in-cab controller, 32 ft power cord, mounting hardware.

Part No.	Description	Cat.
NEW 8882150	Universal Camera Washing System, 12-24 VDC	888 (N)

Dual Camera with Night Vision

1-YEAR W **12-24 VOLTS** **IP 67**



Part No.	Description	Cat.
NEW 8883108	Dual Camera, Waterproof, 4-pin	888 (N)

Standard Wireless Camera with Night Vision

1-YEAR W **12-24 VOLTS** **IP 67**



Part No.	Description	Cat.
NEW 8883211	Camera, Standard, IP67, Night Vision, Heated, Wireless	888 (N)

Sphere Surface Mount Camera with Night Vision



Part No.	Description	Cat.
NEW 8883105	Sphere Surface Mount, Waterproof, 4-Pin	888 (N)

Work Lights with Built-In Backup Camera



8883110



8883111

- Produces 1100 lumens of light
- Durable camera features a 976 (H) x 592 (V) pixel resolution
- Night vision capabilities and a wide 140° viewing angle to help capture everything going on even in low visibility situations

Part No.	Description	Cat.
NEW 8883110	Round Work Lamp Camera	888 (N)
8883111	Square Work Lamp Camera	888 (N)



Booster Cables

Booster Cables with Quick Connect

- Efficiently jump vehicle batteries with quick connect



Part No.	Description	Length	Wire Gauge	Amp	Wt. (lbs.)	Cat.
5601025	Booster Cables with Gray Plug-In Quick Connect Kit	28'	4	600	13	560 (N)
5601026	Booster Cables with Blue Plug-In Quick Connect Kit	28'	4	600	13	560 (N)
5601032*	Booster Cables with Red Plug-In Quick Connect Kit and Case	32.5'	1	800	13	560 (N)
5601033*	Booster Cables with Black Plug-In Quick Connect Kit and Case	32.5'	1	1000	13	560 (N)
5601015	Gray Plug-In Quick Connect Replacement Kit for 5601025	-	-	600	0.78	560 (N)
5601016	Blue Plug-In Quick Connect Replacement Kit for 5601026	-	-	600	0.78	560 (N)
5601020	Battery Side Cable with Gray Plug-In Quick Connect for 5601025	6'	4	600	2.7	560 (N)
5601021	Battery Side Cable with Blue Plug-In Quick Connect for 5601026	6'	4	600	2.7	560 (N)
5601017*	Red Plug-In Quick Connect Replacement Kit for 5601032	-	-	800	0.78	560 (N)
5601018*	Black Plug-In Quick Connect Replacement Kit for 5601033	-	-	1000	0.78	560 (N)
5601022*	Battery Side Cable with Red Plug-In Quick Connect for 5601032	7.5'	1	800	2.7	560 (N)
5601023*	Battery Side Cable with Black Plug-In Quick Connect for 5601033	7.5'	1	1000	2.7	560 (N)

*Available June 2019

Heavy-Duty Towing Light Set

- Durable 30' cord with 4-pole spring plug easily activates turn signal, brakes and tail lights
- Visible for up to one mile
- Includes plastic storage case




Part No.	Description	Cat.
TL257M	Towing Lights, Plastic Storage Case	889 (N)

4" Round Rechargeable Magnetic Road Strobe/Flare

IP 67

- 1.25" thick x 4.25" diameter
- Rechargeable 110V AC
- USB and 12 VDC adapter included
- 9 flash patterns



8891016
Single road strobe/flare



8891018
Case of 6 road strobe/flare

Part No.	Size	LEDs	Color	Amp	Flash	Wt. (lbs.)	Cat.
8891016	4"	16	Amber	0.50	(1) LED Road Flare, (1) 12 volt and 110 volt charging connections	0.85	889 (N)
NEW 8891017* Pack of 4 with Charging Case	4"	16	Amber	0.50	Case includes (4) LED road flares, 12 volt and 110 volt charging connections. Storage doubles as a charging base	0.85	889 (N)
8891018 Pack of 6 with Charging Case	4"	16	Amber	0.50	Case includes (6) LED road flares, 12 volt and 110 volt charging connections. Storage doubles as a charging base	6.42	889 (N)

*Available June 2019

For Charge/Run Times Visit BuyersProducts.com

Self-Grounding Backup Alarms

2-YEAR WARRANTY **12-24 VOLTS** **SAE J934**

- Low frequency tone
- Epoxy sealed from moisture, dust & vibration
- Self-grounding
- Full-color display box
- Meets OSHA, Bureau of Mines, GSA & all state regulations



BA0972



BA102/BA107

Part No.	Description	Cat.
BA0972	97 dB, 4"L x 1-5/8"W x 2-5/8"T	888 (N)
BA102	102 dB, 4"L x 1-5/8"W x 2-5/8"T	888 (N)
BA107	107 dB, 4"L x 1-3/4"W x 3-1/16"T	888 (N)

Switches & Switch Panels

Pre-wired Illuminated Switch Panels



6391001

- Single Switch Panel, Prewired and fused
- 10 Amp, On-Off
- 2"L x 1.625"W x 2.25"T
- Backlit



6391002

- Double Switch Panel
- 15 Amp, On-Off
- 3"L x 1.625"W x 2.25"T
- Backlit



6391003

- Triple Switch Panel, Prewired and fused
- 20 Amp, On-Off
- 3.875"L x 1.625"W x 2.25"T
- Backlit



6391004

- Quad Switch Panel (2)
- 10 Amp
- On-Off
- 4.75"L x 1.625"W x 2.25"T
- Backlit

Part No.	Description	Cat.
6391001	Switch Panel, Single, On-Off Illuminated	639 (N)
6391002	Switch Panel, Double, On-Off Illuminated	639 (N)
6391003	Switch Panel, Triple, On-Off Illuminated	639 (N)
6391004	Switch Panel, Quad, On-Off Illuminated	639 (N)
6391101	Replacement Rocker Switch, On/Off Red, 12VDC	639 (N)

8 Function Switch Panel



- Each push button is back lit and accommodates a legend with 40 custom decals
- LED status indicator for each switch
- 15 amps/switch power module
- Pre-wired harness

See buyersproducts.com for more details.

Part No.	Description	Cat.
6391308	8 Function Panel Switch, Illuminated-On, Prewired	639 (N)

Pre-Wired Switch Panels



6391204



6391205



6391206, 6391207

Part No.	Description	Cat.
6391204	4 Switch Panel: (3) On/Off, (1) Momentary	639 (N)
6391205	5 Switch Panel: (3) Lights, (1) Flash Button, (1) On/Off	639 (N)
Used with Modular 49", 54", & 60" Lightbars		
6391206	6 Switch Panel: (4) On/Off, (2) Momentary, with LED Indicators and Harnesses	639 (N)
Used with Directional Warning Lights (8894037 & 8894047)		
6391207	6 Switch Panel: (4) On/Off, (2) Momentary, with LED Indicators and Harnesses	639 (N)

Pre-Wired Switch Panels



6391208



6391209

Part No.	Description	Cat.
6391208	Used with Modular 49", 54", & 60" Lightbars Switch Panel, 7 Function, Multi-Purpose, Programmable	639 (N)
6391209	Used with Modular 49", 54", & 60" Lightbars Switch Panel, 8 Function, Multi-Purpose, Programmable, with Relays	639 (N)

Pre-wired Illuminated Switch Boxes



6391104


- 12V pre-wired switch boxes fused with relay & circuit breaker
- Individually fused
- Backlit
- Multiple legends included



6391106

Part No.	Description	Cat.
6391104	4- Function Backlit Switch Box (3) 20 Amp, (1) 40 Amp	639 (N)
6391106	6- Function Backlit Switch Box (5) 20 Amp, (1) 40 Amp	639 (N)
6391101	Mini Rocker Switch, On-Off, Illuminated, Replacement	639 (N)

Mini Round Rocker Switches



• .75" mini rocker switch

Part No.	Description	Cat.
6391100	On-Off, Illuminated	639 (N)
6391102	On-Off	639 (N)
6391103	On-Off-On	639 (N)
6391105	Momentary-On	639 (N)

Pre-wired Switch with Momentary Button



- On-off, flash pattern control
- 15' Pre-wired cable
- 10 Amp
- 2-1/2"L x 1-1/2"W x 1"H
- Commonly used with strobes on pages C25-C33

Part No.	Description	Cat.
6391215	Switch Panel, On-Off with Flash Pattern	639 (N)

Panel Mount Momentary Push Button Switch



- Weatherproof, dust proof, single pole, single throw
- Rubber cap & mounting nut assembly, two screw terminals with lock-washers
- Mounting stem 5/8"-32 Thd., 2 1/32" long
- Max 35 amps

Part No.	Description	Cat.
BSW90030	Switch, Momentary Push Button	639 (N)

50 AMP Rotary Switch



- Commonly used with tarp gear motors
- Heavy-duty 50 AMP rotary switch controls forward and reverse motion of a 12-volt motor No relay required
- Momentary on/off/momentary on lever type actuator
- 4 screw terminals with silver laminated contacts
- M12 x 1.0 mounting threads
- Aluminum name plate included

Part No.	Description	Cat.
SW710	Switch, 50 AMP, Rotary, Momentary	639 (N)

12 Volt Momentary Switch



- Push for ON, Spring return for OFF
- Two brass terminals
- Two 5/8"-32 brass screws
- 2-5/16" long OD
- 5/8" diameter mounting hole, fits through 3/4" thick panel
- Moisture repellent insulator

Part No.	Description	Cat.
SW901	Switch, Momentary, 12V, (2) Terminals	639 (N)

Rocker Switch & Bracket



- Commonly used with tarp gear motors

shown with bracket installed must purchase separately

Part No.	Description	Cat.
3014187	12 Volt, Double Momentary Open/Close	639 (N)
3014188	Rocker Switch Bracket	639 (N)

LED Strobe Controller



- LED strobe flasher
- Includes 2-sided 3M mounting tape and 3 wire taps
- 12-24V
- 6 Amps
- Commonly used with strip lights on page C14

Part No.	Description	Cat.
5621002	Controller, Strobe, LED, 12VDC, 6 Amps	639 (N)

Heavy Duty Rotary On/Off Switch



- Single pole battery disconnect, two position (on & off)
- 12V DC, 20A continuous 125A intermittent +15 sec.on, min off
- Two 3/8" copper terminal studs
- Brass mounting stem
- 3/4"-16 Thd., 2 3/32" long, fits through 3/16" thick panel

Part No.	Description	Cat.
SW700	Switch with Face Plate	639 (N)

High-Low Beam Push-Button Switch



- Single pole, single throw switch with 5/16"-24 Thd.
- Stud terminals 29/32" mounting holes 1-3/4" on center
- Top of button extends 1" above faceplate

Part No.	Description	Cat.
BSW002	Switch, Tailgate, Heavy-Duty	600 (N)

12V Recessed Toggle Switch



- 12 VDC, 10 AMP switch with panel mount
- Two blade terminals
- Recessed pan protects switch from impacts & accidental activation
- 20 gauge zinc plated steel pan
- 2" diameter mounting hole

Part No.	Description	Cat.
SW911	Switch, Toggle, 12V (2) Blade Terminals and Recessed Panel Mount	639 (N)
SW9111	Switch, Toggle, 12V (2) Blade Terminals	639 (N)

Circuit Breakers, Solenoids, and Motors

Hi-Amp Circuit Breakers


- For cranes, dump hoists, liftgates, plows, spreaders, etc.
- Auto reset or a manual reset, push-to-trip
- 1/4-28 silver plated studs and stainless steel nuts with rubber boots
- Waterproof



Part No.	Amps	Action	Cat.
CB30PB	30	Manual Reset, Push-to-Trip	560 (N)
CB50	50	Auto Reset	560 (N)
CB50PB	50	Manual Reset, Push-to-Trip	560 (N)
CB60	60	Auto Reset	560 (N)
CB60PB	60	Manual Reset, Push-to-Trip	560 (N)
CB80PB	80	Manual Reset, Push-to-Trip	560 (N)
CB90PB	90	Manual Reset, Push-to-Trip	560 (N)
CB100	100	Auto Reset	560 (N)
CB100PB	100	Manual Reset, Push-to-Trip	560 (N)
CB120PB	120	Manual Reset, Push-to-Trip	560 (N)
CB150	150	Auto Reset	560 (N)
CB150PB	150	Manual Reset, Push-to-Trip	560 (N)
CB200PB	200	Manual Reset, Push-to-Trip	560 (N)
CB1	Terminal Adapter for Larger Eyelets		520 (N)

Hi-Amp Large Frame Circuit Breakers


- For cranes, dump hoists, liftgates, plows, spreaders, etc.
- Auto reset or a manual reset, push-to-trip
- 3/8" silver plated steel studs and nuts with rubber boots provide additional clearance for heavy gauge connectors
- Waterproof



Part No.	Amps	Action	Cat.
CB151	150	Auto Reset	560 (N)
CB151PB	150	Manual Reset, Push-to-Trip	560 (N)
CB201	200	Auto Reset	560 (N)
CB201PB	200	Manual Reset, Push-to-Trip	560 (N)
CB62PB	60	Manual Reset, Push-to-Trip	560 (N)
CB102PB	100	Manual Reset, Push-to-Trip	560 (N)
CB152PB	150	Manual Reset, Push-to-Trip	560 (N)
CB202PB	200	Manual Reset, Push-to-Trip	560 (N)
CB251PB	250	Manual Reset, Push-to-Trip	560 (N)

Hi-Amp Panel Mount Circuit Breakers

- For cranes, dump hoists, liftgates, plows, spreaders, etc.
- Auto reset or a manual reset, push-to-trip
- Panel mount with 1/4-28 stainless steel studs
- Waterproof



Part No.	Amps	Description	Cat.
CB62PB	60	Manual Reset, Push-to-Trip	560 (N)
CB102PB	100	Manual Reset, Push-to-Trip	560 (N)
CB152PB	150	Manual Reset, Push-to-Trip	560 (N)
CB202PB	200	Manual Reset, Push-to-Trip	560 (N)

Counter Clockwise Rotation Motor



Part No.	Description	Cat.
M3100	12 Volt D.C. Motor Less Drive End, Tang Shaft	639 (N)

Bi-Rotational Motor



Part No.	Description	Cat.
M3300	12 Volt, DC Motor	639 (N)

Clockwise Rotation Motor with Spline Output Shaft



Part No.	Description	Cat.
M3400	12 Volt D.C. Motor with 9-Spline Output Shaft	639 (N)

Canister Type Solenoid



- Push for ON, Spring return for off
- 5/16"-24 Thd. terminals
- 1" diameter mounting hole
- Fits through 1/4" panel thickness
- Button extends 1" above faceplate

Part No.	Description	Cat.
B63322	Solenoid - Canister	639 (N)

Continuous Duty 12 Volt Plastic Case Solenoid (Insulated)


- Waterproof, sealed design
- 11/32" holes, 3" on center
- 5/16"-24 Thd. terminals
- 10-32 coil terminals



Part No.	Description	Cat.
1306317	Solenoid, 12V, Motor Relay, Continuous	639 (N)
1304719	Solenoid, 12V, 150 AMP, Motor Relay, Intermittent	639 (N)

Intermittent 12 Volt Plastic Case Solenoid (Insulated)

- 5/16"-24 Thd. terminals
- 9/32" x 25/64" holes, 27/64" on center



Part No.	Description	Cat.
1306070	Intermittent-duty, +12V to Activate	639 (N)
1306300	Intermittent-duty, GND to Activate	639 (N)

Solenoid Switch Kit



- 150 AMPS, grounded coils
- Alloy silver-plated contact material, intermittent-duty
- Ideal for any application that requires reversing motion (truck winch, tarp systems, boat lifts, RV slide-out, RV leveling systems)

Part No.	Description	Cat.
1306600	Solenoid, grounded, Reversing Polarity	639 (N)
3014186	Plastic Cover for 1306600	639 (N)

12 Volt Steel Case Solenoid (Insulated)



- Continuous-duty
- 5/16"-24 thread terminals
- Ground connection applied to center terminal activates solenoid
- Compares to Cole-Hersee® #24059

Part No.	Description	Cat.
1306515	Solenoid, Steel, 12V, Continuous Duty	639 (N)

Grounded 12 Volt Steel Case Solenoid (Insulated)



- **B98596:**
- Continuous-duty
- 5/16"-24 Thd. terminals
- 12 volts applied to center terminals activates solenoid
- **1306505:**
- Continuous-duty
- 5/16"-24 thread terminals
- 29/32" x 25/64" holes, 27/64" on center
- Ground connection applied to center terminal activates solenoid

Part No.	Description	Cat.
B98596	Solenoid-Steel Case with Slots	639 (N)
1306505	Solenoid, Steel, Ground-Activate	639 (N)

Clockwise Rotation Motor



Part No.	Description	Cat.
M3200	12 Volt D.C. Motor Less Drive End Tang Shaft	639 (N)

Meters, Battery Bolt Adapters, Safety

Hour Meter



- Low power, low cost reliable hour meter with quartz timing
- Compact, tamper proof meter is sealed against moisture and dirt
- Mechanical indicating counter requires no battery
- 2.75" dia. x 1.875" deep

Part No.	Description	Cat.
B40B45	10-80V DC Hour Meter	630 (N)

Master Battery Isolator Switch



- Rated 100 amps continuous, 500 amps surge, at 12 volts
- Four 3/16" diameter mounting holes
- Key and water resistant cover included

6391201
replacement key

Part No.	Description	Cat.
6391200	Master Battery Disconnect Switch	639 (N)

Dual Battery Isolator Switch



- 1000 Amp Surge/300 Amp Continuous for 5 Seconds
- 12-28 VDC
- IP54 Rated
- Silver Plated Contacts

Part No.	Description	Cat.
6391050	Dual Battery Isolator Switch, 300A	639 (N)

Locking Battery Disconnect Switch



- 2500 Amp Surge/250 Amp Continuous for 5 Seconds
- 12-24VDC
- Complies with OSHA 1910.147 Lock-out/Tag-out

Part No.	Description	Cat.
6391005	Battery Disconnect Switch, Dual, 250A	639 (N)

Brass Battery Bolt Adapters, Bulk



BA1



BA2



BA3



BA4

- Organize and protect battery connections
- Reduce corrosion of battery and connections
- Reduce warranty claims
- Replaces standard battery bolts
- Attach lights, backup alarms, lift gates, plows, spreaders, winches, etc.

Part No.	Description	Cat.
BA1	Bolt, Brass, Side Terminal, 3/8-16	520 (N)
BA2	Bolt, Brass, Side Terminal, 3/8-24	520 (N)
BA3	Bolt, Brass, Top Term, Bulk with Nut	520 (N)
BA4	Bolt, Brass, Terminal Tap & Ground, Side Mount Bulk	520 (N)

Dual Fuse Holders



5601000



5601005



5601007



5601010

- Turns one fuse slot into two
- Fuse not included.

Part No.	Description	Cat.
5601000	Dual Fuse Holder Dual ATM Mini Fuse Holder 10 Amp Main, 5 Amp Added	639 (N)
5601005	Dual Fuse Holder Dual ATM Type Low Profile, 10 Amp Main, 5 Amp Added	639 (N)
5601007	Dual Fuse Holder Dual ATR Type Micro, 10 Amp Main, 5 Amp Added	639 (N)
5601010	Dual Fuse Holder Dual ATO/ATC Fuse Holder 10 Amp Main, 5 Amp Added	639 (N)



Junction Boxes



5601100



5601101

Part No.	Description	Cat.
 5601100	PP Electrical Junction Box with 7 Terminals 8-3/8"L x 3-7/8"W x 2-3/8"T	639 (N)
 5601101	ABS Electrical Junction Box with 7 Color-Coded Terminals, Retail Packaged 8"L x 3-1/4" W x 2-3/16" T	639 (N)

6-Way Fuse Block With Cover



- For use with ATC/ATO blade-type fuses (fuses not included)
- 25 Amps max per circuit with 150 Amp max per block
- Includes two tin-plated copper 10-32 studs and six tin-plated copper terminal screws
- Clear polycarbonate removable cover for easy viewing

Part No.	Description	Cat.
 5601006	6-Way Fuse Block with Cover	639 (N)

Low Voltage Battery Protector



- Automatically shuts off power to accessories to preserve engine starting battery capacity
- 12 Volt 20 Amp solid state
- Over current protection
- 4-wire terminal
- Compact size
- Durable metal case

Part No.	Description	Cat.
5601012	Disconnect, Power, Voltage, Low, 5 Min	639 (N)

Electric Converter



- Convert 110C AC to 12V DC
- 5A Output
- 1/4" MQD(-), 1/4" FQD(+)
- Perfect for showroom displays

Part No.	Description	Cat.
 3023432	Electric Adaptor	639 (N)

IMPORTANT NOTE: Every lamp, reflex reflector, and conspicuity treatment (device) must be permanently attached in the location specified below and must comply with all applicable requirements prescribed for it by FMVSS/CMVSS 108. The face of any device on the front/rear and sides should be, respectively perpendicular and parallel to vehicle centerline, unless it is photometrically certified at installation angle. No part of the vehicle shall prevent any device from meeting its prescribed requirements unless an auxiliary device meeting all prescribed requirements is installed.

In Canada: Manufacturers and importers of vehicles must have the proper certification test records demonstrating compliance of lighting components with all prescribed requirements.

BASIC EQUIPMENT REQUIRED ON ALL TRUCKS, BUSES & MPVs

DESCRIPTION				MANDATORY REQUIREMENTS			
Area	Equipment	(SAE Lens Coding)	Functional Purpose	Minimum Required	Color	Location	Height mm (in.) from the ground
1	Headlamps - Lower Beam Attention: US: "DOT" lettering required on lens Attention: US & Canada: light source code required on lens	(H, HR)	Forward road illumination	2	White	On the front - symmetrical - as far apart as practicable (if 4 lamp system - outboard or above upper beams)	560-1370 (22-54)
	Headlamps - Upper Beam Attention: US: "DOT" lettering required on lens Attention: US & Canada: light source code required on lens	(H, HR)	Forward road illumination	2	White	On the front - symmetrical (If 4 lamp system - inboard or below lower beams)	560-1370 (22-54)
	Parking Lamps-Attention: Required only on vehicles less than 2032mm wide	(P)	Indicate parked vehicle	2	White or Yellow	Front - symmetrical - as far apart as practicable	380-1530 (15-60)
	Daytime Running Lamps - Attention: for Canada required, for US optional. Attention: for US, "DRL" lettering required on lens if device is not headlamp	(Y2)	Indicate in-use vehicle	2	White or Yellow	Front - symmetrical - as far apart as practicable	380 (15) minimum Maximum depends on type of DRL
	Front Turn Signal/Hazard Warning Lamps	(I)	Indicate direction of turn / identify disabled vehicle	2	Yellow	Front - symmetrical - as far apart as practicable	380-2110 (15-83)
2	Front Clearance Lamps- Attention: Required for vehicles 2032mm wide or wider *photometrically certified at installation angle	(P2, PC* or P3*,PC2)	Show vehicle's width	2	Yellow	At widest point - symmetrical - on the front or near the front - facing forward	As high as practicable
3	Front Identification Lamps (ID)	(P2 or P3)	Indicate presence of a wide vehicle	Exactly 3	Yellow	on the front - center - horizontally spaced 150 mm (6 in.) to 300 mm (12 in.) apart	As high as practicable or on top of cab
4a	Front Side Marker Lamps *photometrically certified at installation angle	(P2, PC* or P3, PC2*)		2	Yellow	Each side at front - as far forward as practicable	380 (15) minimum
4b	Front Side Reflex Reflectors	(A)	Front and Rear side marker lamps / side	2	Yellow	At front - symmetrical - as far forward as practicable - facing sideward	380-1530 (15-60)
5a	Rear Side Marker Lamps ** *photometrically certified at installation angle	(P2, PC* or P3, PC2*)	reflex reflector indicate vehicle's presence and length	2	Red	Each side at rear - as far back as practicable	380 (15) minimum
5b	Rear Side Reflex Reflectors*** ** not required on Truck Tractors	(A)		2	Red	Each side at rear - as far back as practicable - facing sideward	380-1530 (15-60)
6	Rear Clearance Lamps Attention: Required for vehicles 2032mm wide or wider, but not required on Truck Tractors *photometrically certified at installation angle	(P2, PC* or P3, PC2*)	Show vehicle's width - MAY NOT be combined with tail lamps	2	Red	At widest point - symmetrical - on the rear or near the rear - facing rearward	As high as practicable-may be lower only if rear ID lamps are at the top
7	Rear Identification Lamps (ID) Attention: Required for vehicles 2032mm wide or wider, but not required on Truck Tractors	(P2 or P3)	Indicate presence of a wide vehicle	Exactly 3	Red	Rear - center - horizontally spaced 150 mm (6 in.) to 300 mm (12 in.) apart, facing rearward	in Canada : at the top - maybe lower if door header narrower than 25mm in USA: as high as practicable

Area	Equipment	(SAE Lens Coding)	Functional Purpose	Minimum Required	Color	Location	Height mm (in.) from the ground
8	Tail Lamps	(T)	Indicate vehicle's presence and width	2	Red	On the rear - symmetrical - as far apart as practicable	380-1830 (15-72)
	Stop Lamps	(S)	Indicate braking	2	Red	On the rear - symmetrical - as far apart as practicable	380-1830 (15-72)
	Rear Turn Signal/Hazard Warning Lamps	(I)	Indicate direction of turn/ identifies disabled veh.	2	Red or Yellow	On the rear - symmetrical - as far apart as practicable	380-2110 (15-83)
	Rear Reflex Reflectors	(A)	Show vehicle's presence and width	2	Red	On the rear - symmetrical - as far apart as practicable - facing rearward	380-1530 (15-60)
9	Backup Lamp	(R)	Illuminate ground behind the vehicle and alert road users	1	White	Rear	No requirement
10	License Plate Lamp(s)	(L)	Illuminates license plate	1	White	On the rear - above or at the sides of license plate	No requirement
11	Center High Mounted Stop Lamp Attention: Required for vehicles less than 2032mm wide and 4536kg	(U3)	Indicates braking	Minimum 1	Red	On the rear - centerline of the vehicle	860 (34) minimum

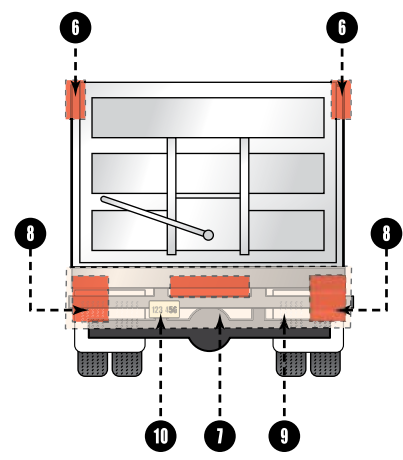
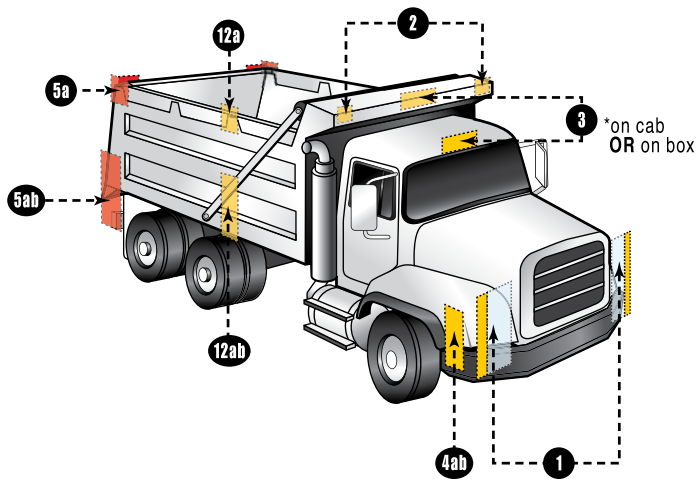
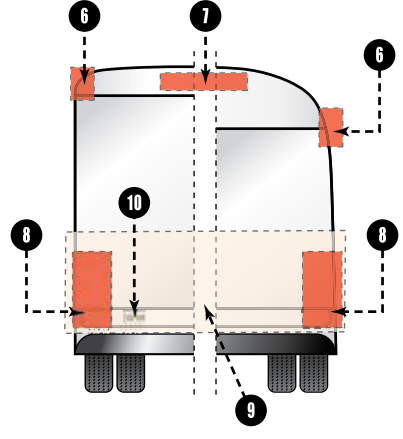
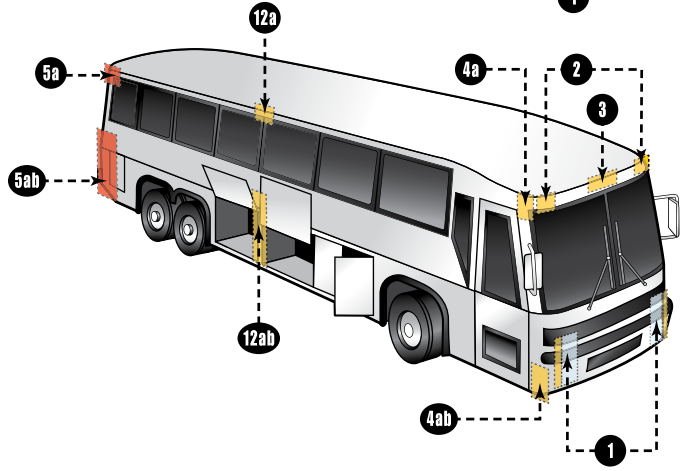
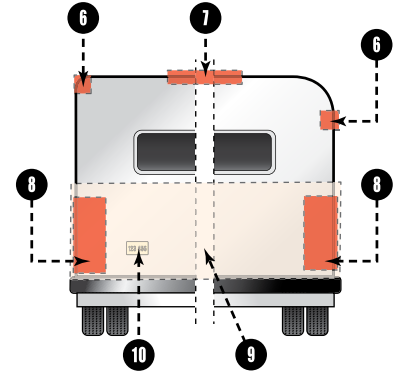
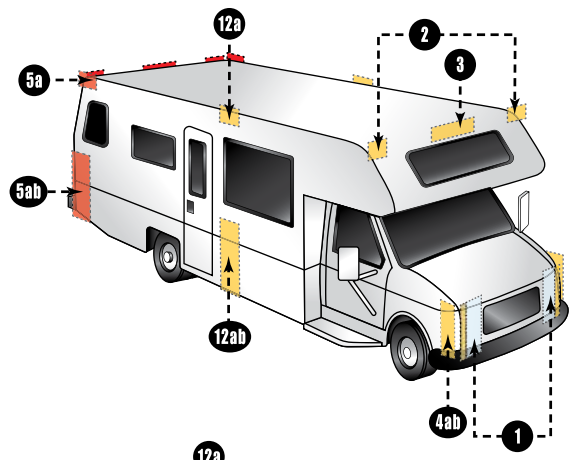
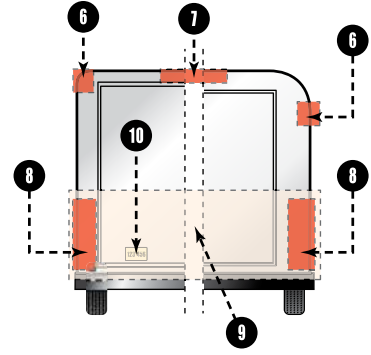
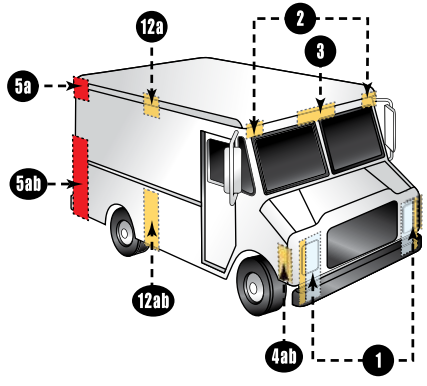
ADDITIONAL EQUIPMENT FOR SPECIFIC VEHICLES

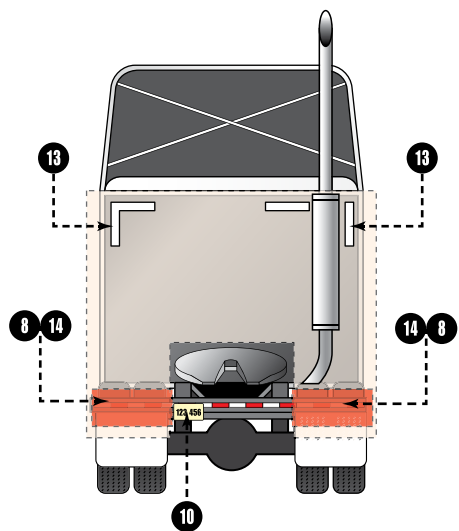
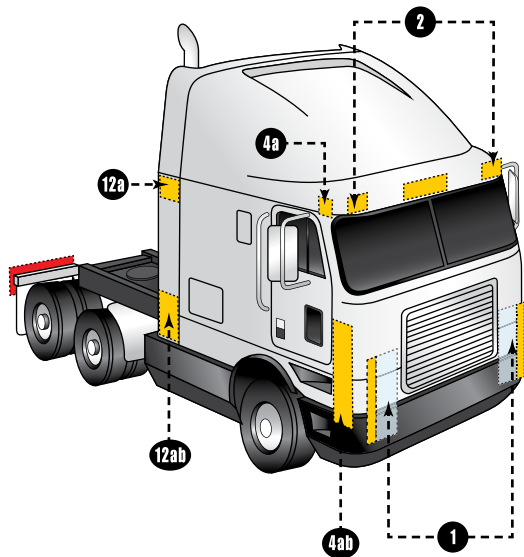
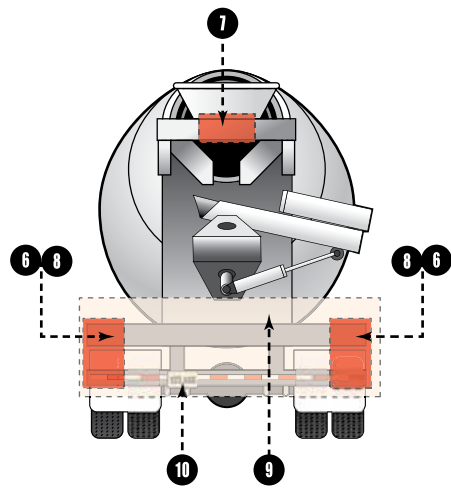
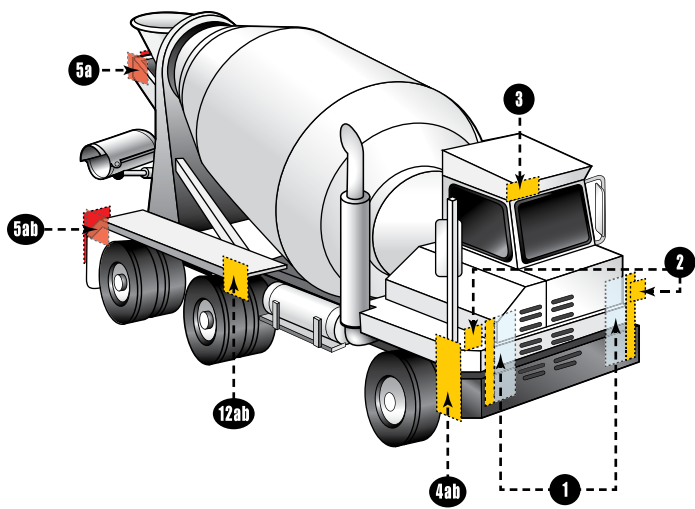
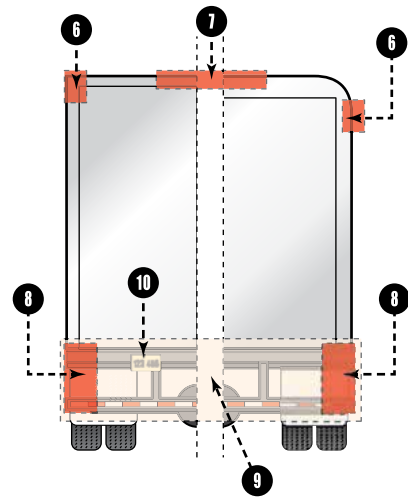
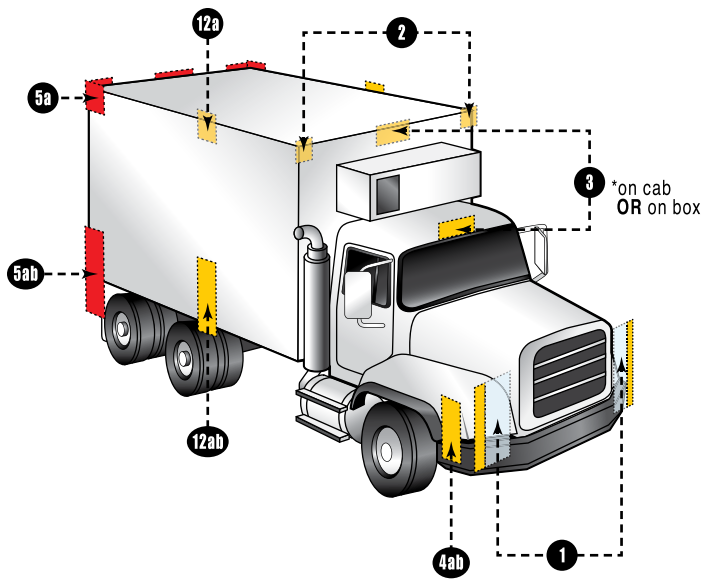
VEHICLES 9.1 m (30 ft.) LONG OR LONGER

DESCRIPTION				MANDATORY REQUIREMENTS			
Area	Equipment	(SAE Lens Coding)	Functional Purpose	Quantity	Color	Location	Height mm (in.) from the ground
12a	Intermediate Side Marker Lamps	(P2 or PC)	Indicate presence of a long vehicle	Minimum 2	Yellow	Each side near center	380 (15) minimum
12b	Intermediate Side Reflex Reflectors	(A)	Indicate presence of a long vehicle	Minimum 2	Yellow	Each side near center - facing sideward	380-1530 (15-60)

TRUCK TRACTORS

DESCRIPTION		MANDATORY REQUIREMENTS					
Area	Conspicuity Treatment	DOT Code	Quantity	Color	Location	Height	Options
13	Rear Upper Body Marking	DOT-C, DOT-C2, DOT-C3, or DOT-C4	Exactly 2 pairs of 300mm long strips	White	Rear upper corners of cab - facing rearward	As high as practicable excluding fairings	
14	Rear Marking	DOT-C, DOT-C2, DOT-C3, or DOT-C4	Exactly 2 sections of min. 600mm each	Red/ White	Rear - facing rearward - on fenders, on mud flaps brackets, or within 300mm below of the top of mud flaps	As horizontal as practicable and not higher than 1525 mm from the ground	If mud flaps not used - on the cab or frame mounted brackets





TRAILERS: FEDERAL LIGHTING EQUIPMENT LOCATION REQUIREMENTS

IMPORTANT NOTE: Every lamp, reflex reflector, and conspicuity treatment (device) must be permanently attached in the location specified below and must comply with all applicable requirements prescribed for it by FMVSS/CMVSS 108. The face of any device on the front/rear and sides should be, respectively perpendicular and parallel to vehicle centerline, unless it is photometrically certified at installation angle. No part of the vehicle shall prevent any device from meeting its prescribed requirements unless an auxiliary device meeting all prescribed requirements is installed.

In Canada: Manufacturers and importers of vehicles must have the proper certification test records demonstrating compliance of lighting components with all prescribed requirements.

BASIC EQUIPMENT REQUIRED ON ALL TRAILERS

DESCRIPTION				MANDATORY REQUIREMENTS			
Area	Equipment	(SAE Lens Coding)	Functional Purpose	Quantity	Color	Location	Height mm (in.) from the ground
1	Tail Lamps	(T)	Indicate vehicle's presence and width	Minimum 2	Red	On the rear - symmetrical - as far apart as practicable	380-1830 (15-72)
	Stop Lamps	(S)	Indicate braking	Minimum 2	Red	On the rear - symmetrical - as far apart as practicable	380-1830 (15-72)
	Rear Turn Signal Lamps	(I)	Indicate direction of turn	Minimum 2	Red or Yellow	On the rear - symmetrical - as far apart as practicable	380-2110 (15-83)
	Rear Reflex Reflectors	(A)	Indicate vehicle's presence and width	Minimum 2	Red	On the rear - symmetrical - as far apart as practicable - facing rearward	380-1530 (15-60)
2	License Plate Lamp(s)	(L)	Illuminates license plate	Minimum 1	White	On the rear - above or at the sides of license plate	No requirement
3	Rear Side Marker Lamps *photometrically certified at installation angle	(P2,PC* or P3, PC2*)	Front and rear side marker lamps / side reflex reflectors indicate vehicle's presence and length	Minimum 2	Red	Each side at rear - as far back as practicable	380-1530 (15-60) no max. for veh. under 2.032m(80") wide
	Rear Side Reflex Reflectors	(A)		Minimum 2	Red	Each side at rear - as far back as practicable facing sideward	380-1530 (15-60)
4a	Front Side Marker Lamps * photometrically certified at installation angle	(P2, PC* or P3, PC2*)		Minimum 2	Yellow	Each side at front - as far forward as practicable	380 (15) minimum
4b	Front Side Reflex Reflectors	(A)		Minimum 2	Yellow	Each side at front - as far forward as practicable facing sideward	380-1530 (15-60)

ADDITIONAL EQUIPMENT FOR TRAILERS EXCEEDING THE FOLLOWING PARAMETERS**LENGTH 9.1 m (30 ft.) OR LONGER**

DESCRIPTION				MANDATORY REQUIREMENTS			
Area	Equipment	(SAE Lens Coding)	Functional Purpose	Quantity	Color	Location	Height mm (in.) from the ground
5a	Intermediate Side Marker Lamps	(P2 or P3)	Indicate presence of a long vehicle	Minimum 2	Yellow	Each side near center - facing sideward	380 (15) minimum
5b	Intermediate Side Reflex Reflectors	(A)	Indicate presence of a long vehicle	Minimum 2	Yellow	Each side near center - facing sideward	380-1530 (15-60)

WIDTH 2.032 m (80 in.) OR WIDER

DESCRIPTION				MANDATORY REQUIREMENTS			
Area	Equipment	(SAE Lens Coding)	Functional Purpose	Quantity	Color	Location	Height
6	Rear Clearance Lamps * photometrically certified at installation angle	(P2, PC* or P3, PC2*)	Show vehicle's width - MAY NOT be combined with tail lamps	Minimum 2	Red	At widest point - symmetrical - on the rear or near the rear - facing rearward	As high as practicable - may be lower only if ID lamps are at the top

TRAILERS: FEDERAL LIGHTING EQUIPMENT LOCATION REQUIREMENTS

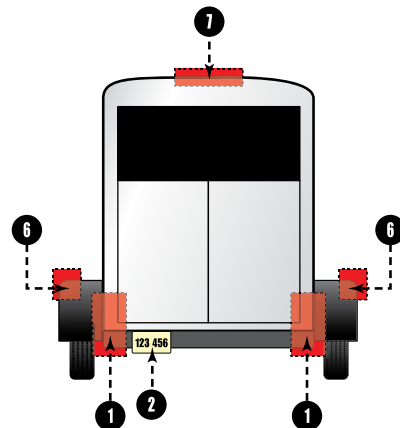
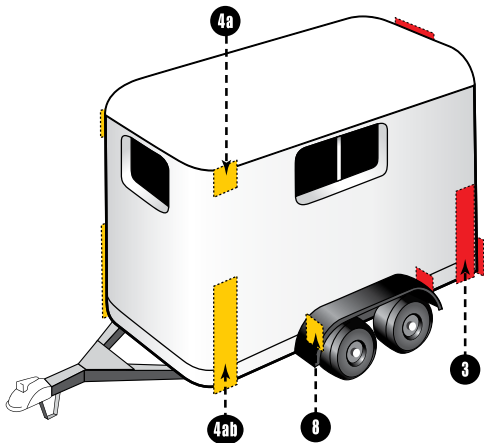
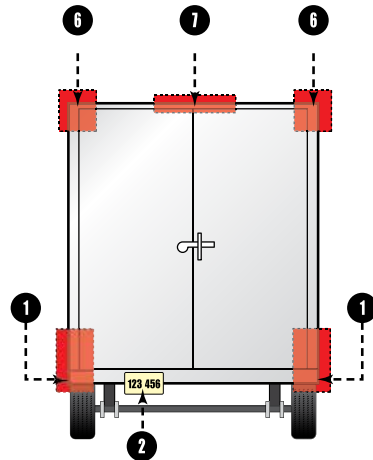
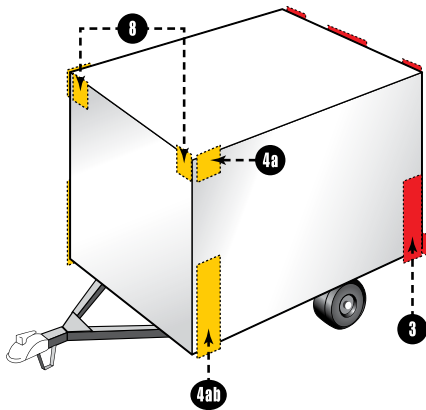
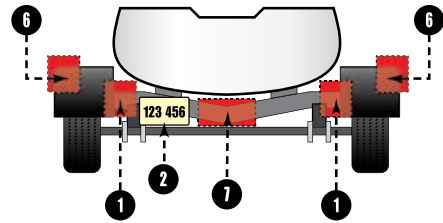
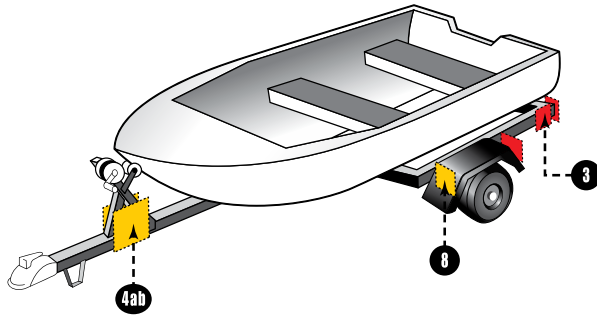
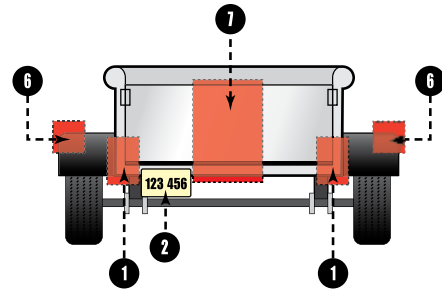
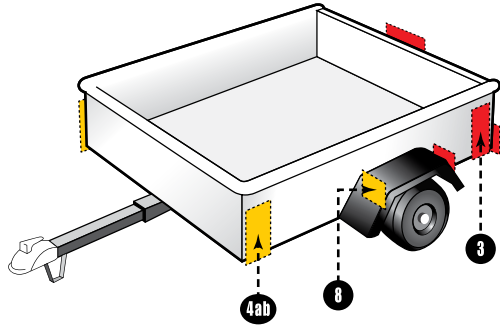
IMPORTANT NOTE: Every lamp, reflex reflector, and conspicuity treatment (device) must be permanently attached in the location specified below and must comply with all applicable requirements prescribed for it by FMVSS/CMVSS 108. The face of any device on the front/rear and sides should be, respectively perpendicular and parallel to vehicle centerline, unless it is photometrically certified at installation angle. No part of the vehicle shall prevent any device from meeting its prescribed requirements unless an auxiliary device meeting all prescribed requirements is installed.

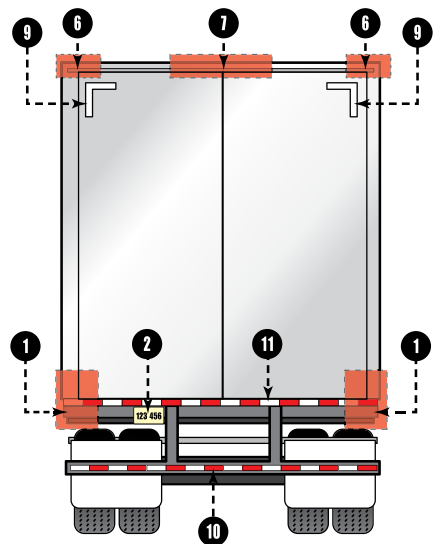
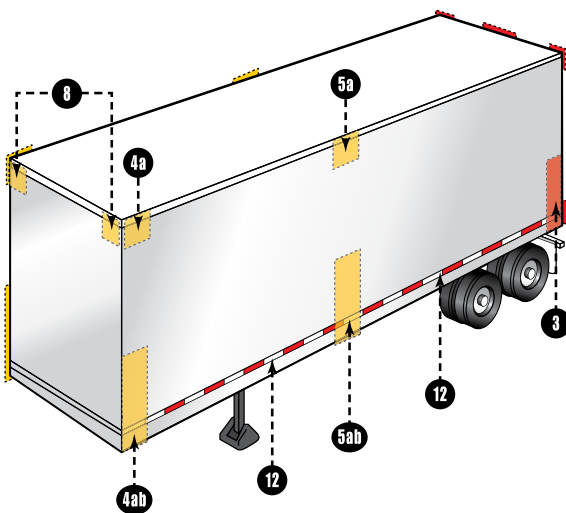
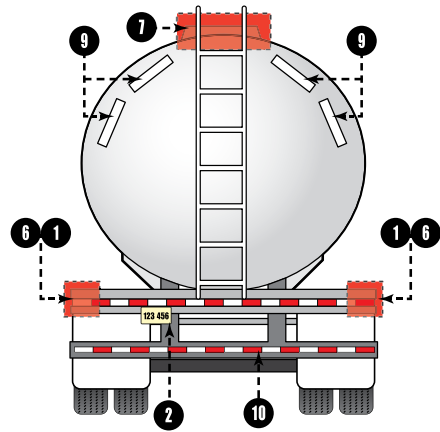
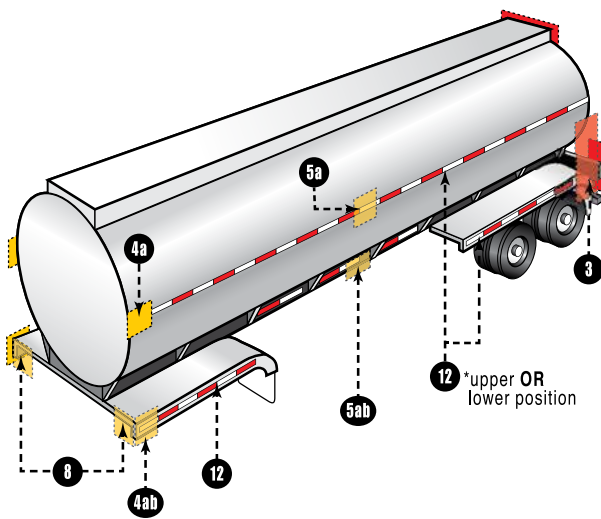
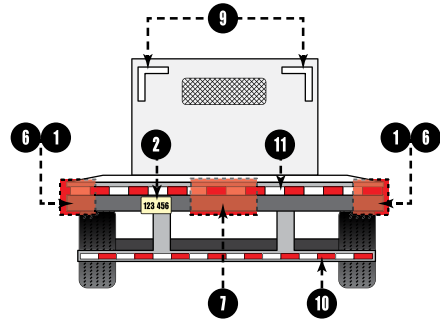
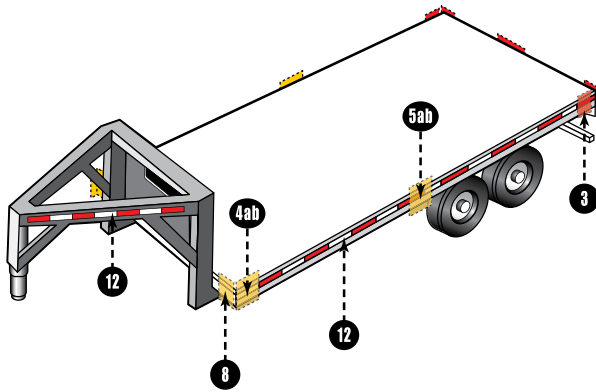
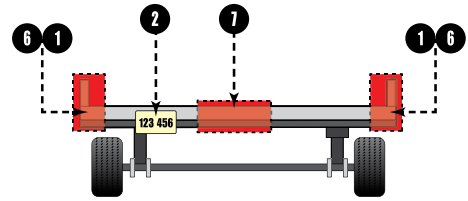
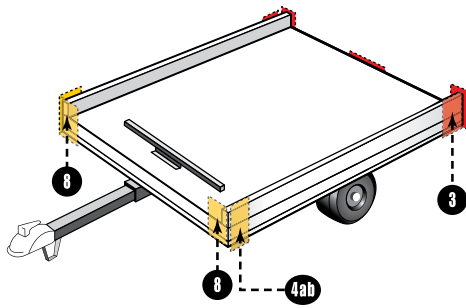
In Canada: Manufacturers and importers of vehicles must have the proper certification test records demonstrating compliance of lighting components with all prescribed requirements.

Area	Equipment	(SAE Lens Coding)	Functional Purpose	Quantity	Color	Location	Height mm (in.) from the ground
7	Rear Identification Lamps	(P2 or P3)	Indicate presence of a wide vehicle	Exactly 3	Red	On the rear - center, facing rearward - horizontally spaced 150 mm (6 in.) to 300 mm (12 in.) apart	in Canada : at the top - maybe lower if door header narrower than 25 mm in USA: as high as practicable
8	Front Clearance Lamps * photometrically certified at installation angle	(P2, PC* or P3, PC2*)	Show vehicle's width	Minimum 2	Yellow	At widest point - symmetrical - as far forward as practicable - facing forward	As high as practicable

WIDTH 2.032 m (80 in.) OR WIDER AND GVWR 4536 kg (10,000 lb.) OR MORE

DESCRIPTION		MANDATORY REQUIREMENTS					
Area	Conspicuity Treatment	DOT Coding	Quantity	Color	Location	Height	OPTIONS
9	Rear Upper Body Marking	DOT-C, DOT-C2, DOT-C3, or DOT-C4	Exactly 2 pairs of 300mm long strips	White	On the rear upper corners - facing rearward	At the top	Reflex reflectors may not be required if they are replaced, in their required location, with conspicuity treatment
10	Bumper Bar Marking		Continuous	Red/White	On the rear bumper bar's horizontal element - full width - facing rearward	No requirement	
11	Rear Lower Body Marking		Continuous	Red/White see options	On the rear - full width of the vehicle - facing rearward	As horizontal as practicable and as close as practicable to the range of 375 to 1525 mm from the ground	Optional in Canada Rear lower body and side conspicuity treatment may also be solid white, solid yellow, or white and yellow.
12	Side Marking		see location	Red/White see options	Each side - facing sideward - continuous, or evenly spaced over minimum of 50% of length, starts and ends as close to the front and rear or vehicle as practicable	As horizontal as practicable and as close as practicable to the range of 375 to 1525 mm from the ground	





Industry Glossary

AISI: American Iron and Steel Institute

BHN: Brinell Hardness Number - commonly used to define the hardness of materials like metals and alloys by measuring the force needed to cause an indentation.

CA13 rating: specifies minimum brightness for amber colored lights

DOT: Department of Transportation - the agency dealing with regulations concerning both the manufacture and operation of motor vehicles and equipment

FMVSS 108: Federal Motor Vehicle Safety Standard regulating all type, location, and performance requirements for automotive lighting, signaling and reflective devices

FMVSS 571.106: DOT specs for air push lock fittings on mobile applications

FSD: Full scale deflection

GPM: Gallons per minute

HDPE: High Density Polyethylene

HG: Inches of Mercury - vacuum

HRPO: Hot rolled, Pickled and oiled pertaining to steel treatment

ICC: Interstate Commerce Commission - the former federal agency that regulated requirements for motor carriers

JIC: Joint Industry Committee - the organization set up to standardize hydraulic fitting specifications and symbols

LED: Light Emitting Diode – two-lead semiconductor light source that emits light when activated

Lumens: A measure of brightness in which one lumen is equal to the light of a light candle from one foot away

MBS: Minimum Breaking Strength - force required to make the lifting equipment fail or yield, also known as the Minimum Breaking Load (MBL).

MGTW: Maximum Gross Trailer Weight - The largest weight of both trailer and its contents that can be safely towed by a coupling device

Micron: Micrometer = .001mm or .000039 inch equal to 1 thousandth of a millimeter

MVL: Maximum Vertical Load - The maximum recommended static vertical load (down) that can be applied to a coupling device for safe operation.

NPSF: National Pipe Female Swivel

NPSM: National Pipe Swivel Male

NPT: National Pipe Thread

NPTF: National Pipe Thread Fine

PSI: Pounds per square inch

PTO: Power Take off Option

RPM: Revolutions per minute

SAE: Society of Automotive Engineers – set standards for automotive equipment including lighting and towing

SAE J585: Standards for tail lamps

SAE J845: Standards for optical warning devices for authorized emergency, maintenance and service vehicles

SAE J994: Standards for back-up alarms

SST: Stainless Steel

TFT LCD: Thin-Film-Transistor Liquid-Crystal Display

TPI: Threads per inch

UHMW: Ultra High Molecular Weight – highest density polyethylene

UNF: Unified National Fine - thread standard for bolts, nuts and fasteners

VDC: Voltage Direct Current - measurement in a DC system

WLL: Working Load Limit - maximum working load designed by the manufacturer

WOG: Water, oil and gas

Class 1: Warning lights are the brightest and primarily reserved for emergency vehicles or other vehicles that may need to demand right of way, warn of an emergency situation or work highly trafficked roadways

Class 2: Warning lights are geared for utility trucks that could be on or off road, but need to provide a significant level of movement notification


SAE J845 and J595: Professional, industry standards for warning lights. Include guidelines for flash timing, photometry, color and environmental requirements (SAE J845 applies to 360 degree beacons and lightbars; SAE J595 applies to directional lights)


California Title 13: State of California has additional requirements that apply specifically to warning lights


PC Rated: Light beam emitted spread out 90 degrees to either side of its centerline for a total of 180 degrees of coverage


IP Rating (Ingress Protection): A two-digit number that follows the code letters "IP" - the first digit represents protection against ingress of solid objects, the second digit represents protection against ingress of liquids (X represents that protection level was not formally tested for that category). The larger the value of each digit, the greater the protection


ICON DEFINITION


 The light beam emitted from this light spreads out 90 degrees to either side of its centerline for a total of 180 degrees of coverage


 Ingress protection from solids is rated at a 6 meaning that it allows no ingress of dust. Ingress protection from liquids is rated at a 5 meaning that it has protection against low pressure jets of water


 Ingress protection from solids is rated at a 6 meaning that it allows no ingress of dust. Ingress protection from liquids is rated at a 6 meaning that it has protection against high pressure jets of water


 Ingress protection from solids is rated at a 6 meaning that it allows no ingress of dust. Ingress protection from liquids is rated at a 7 meaning that it has protection against immersion in water between 15cm to 1m deep for 30 minutes


 Ingress protection from solids is rated at a 6 meaning that it allows no ingress of dust. Ingress protection from liquids is rated at an 8 meaning that it has protection against immersion in water under pressure for long periods


 Ingress protection from solids has not been formally tested. Ingress protection from liquids is rated at a 6 meaning that it has protection against high pressure jets of water


 Ingress protection from solids has not been formally tested. Ingress protection from liquids is rated at a 7 meaning that it has protection against high pressure jets of water


 Ingress protection from solids has not been formally tested. Ingress protection from liquids is rated at an 8 meaning that it has protection against immersion in water under pressure for long periods

 Meets the industry standards for warning lights to be rated SAE J595 Class 1

 Meets the industry standards for warning lights to be rated SAE J595 Class 2

 Meets the industry standards for warning lights to be rated SAE J845 Class 1

 Meets the industry standards for warning lights to be rated SAE J845 Class 2

 Meets the requirements that apply to warning lights in the state of California

Warranty

BUYERS PRODUCTS WARRANTY POLICY

(please see below for separate LED lighting policies)

Buyers Products warrants all products and hardware manufactured, and/or distributed by it (except those specified) to be free from defects in material and workmanship for a period of one (1) year from date of shipment. Parts must be properly installed and used under normal conditions. Any product which has been altered, including modification, misuse, accident, or lack of maintenance will not be considered under warranty. Normal wear is excluded. The sole responsibility of Buyers Products under this warranty is limited to repairing or replacing any part or part which are returned, prepaid, and are found to be defective by Buyers Products. Authorization from Buyers Products must be obtained before returning any part. No charges for transportation or labor performed on Buyers' products will be allowed under this warranty.

LED LIGHTING

1-YEAR

Buyers Products Company warranties all **Rotating Beacons**, and **Incandescent products** to the original owner against defects in workmanship and material for a period of one (1) year from the date of purchase unless otherwise specified.

5-YEAR

Buyers Products Company warranties all **LED Strobe**, **LED Strip Lights**, **LED Tube Lights**, and **LED Work Light** products to the original owner against defects in workmanship and material for a period of five (5) years from the date of purchase unless otherwise specified.

LIMITED LIFETIME

Buyers Products Company warranties all **DOT LED Lighting** products to the original owner against defects in workmanship and material for the lifetime of the product unless otherwise specified.

Buyers Products must review each warranty claim and reserves the right to offer a refund for the original sale price of the product or replace the defective light. The one (1) year warranty is non-transferable, applies to the original owner, and is subject to the following terms and conditions. The warranty will be void in cases of misuse, severe abuse, and failure to properly install the light. Breakage of the lens or housing, corrosion at the plug, wire wicking, voltage spikes, and product failure caused by road chemicals and acid type washes are not warrantable claims. This warranty gives you specific legal rights and you may also have other legal rights that vary from state to state.

PART NO.	PAGE NO.	PART NO.	PAGE NO.	PART NO.	PAGE NO.	PART NO.	PAGE NO.	PART NO.	PAGE NO.
1304719.....	77	3024634.....	20	5622133.....	61	5624356.....	58	5652002.....	47
1306070.....	77	3024635.....	20	5622134.....	61	5624357.....	58	5652030.....	62
1306300.....	77	3024636.....	20	5622150.....	47	5624432.....	39	5652501.....	48
1306317.....	77	3024637.....	20	5622154.....	47	5624433.....	18	5652502.....	48
1306505.....	77	3024638.....	20	5622201.....	47	5624832.....	16	5652511.....	49
1306515.....	77	3024639.....	20	5622202.....	47	5624872.....	16	5652512.....	49
1306600.....	77	3024640.....	20	5622203.....	49	5624973.....	16	5652630.....	62
1311100.....	18	3024642.....	20	5622204.....	49	5625030.....	17	5652720.....	49
1311103.....	18	3024646.....	21	5622205.....	49	5625074.....	16	5653375.....	62
1311110.....	18	3024647.....	21	5622250.....	47	5625111.....	56	5653376.....	62
1492100.....	5	3024648.....	21	5622254.....	47	5625115.....	55	5653701.....	50
1492106.....	5, 11	3024649.....	21	5622304.....	49	5625117.....	56	5653702.....	50
1492107.....	5, 11	3025442.....	21	5622416.....	16	5625175.....	16	5654100.....	53
1492110.....	5	3026114.....	21	5622436.....	16	5625215.....	58	5654300.....	59
1492111.....	5	3026115.....	21	5622505.....	47, 48, 49	5625332.....	60	5655000.....	56
1492112.....	4	3026116.....	21	5622506.....	47, 48, 49	5625336.....	17	5655001.....	56
1492113.....	5	3029961.....	43	5622512.....	47	5625337.....	17	5655100.....	56
1492114.....	3	3032932.....	20	5622514.....	48	5625338.....	17	5655101.....	56
1492115.....	4	3032933.....	20	5622517.....	48	5625576.....	18	5656100.....	55
1492116.....	4	3034110.....	15	5622522.....	47	5626050.....		5656300.....	60
1492117.....	10	3034400.....	21	5622524.....	48 53, 54, 55, 57, 58, 59, 60		6391001.....	74
1492118.....	11	3035768.....	15	5622525.....	48	5626090.....	16	6391002.....	74
1492119.....	11	3035770.....	15	5622526.....	48	5626101.....	53	6391003.....	74
1492125.....	2	3035781.....	15	5622527.....	48	5626130.....	54	6391004.....	74
1492126.....	2	3035783.....	15	5622537.....	16	5626131.....	54	6391005.....	78
1492127.....	3	3035896.....	16	5622550.....	48	5626156.....	53	6391050.....	78
1492128.....	7	3042509.....	21	5622551.....	48	5626157.....	53	6391100.....	75
1492129.....	9	5601000.....	78	5622638.....	16	5626191.....	16	6391101.....	74
1492130.....	3	5601005.....	78	5622716.....	49	5626201.....	57	6391102.....	75
1492134.....	9	5601006.....	79	5622726.....	49	5626206.....	57	6391103.....	75
1492135.....	11	5601007.....	78	5622739.....	16	5626208.....	58	6391104.....	74
1492137.....	9	5601010.....	78	5622754.....	62	5626209.....	58	6391105.....	75
1492138.....	12	5601012.....	79	5623000.....	63	5626210.....	58	6391106.....	74
1492139.....	12	5601015.....	72	5623001.....	63	5626211.....	58	6391200.....	78
1492145.....	2	5601016.....	72	5623050.....	50	5626292.....	16	6391204.....	21, 26, 74
1492146.....	2	5601017.....	72	5623112.....	50	5626301.....	59	6391205.....	21, 74
1492160.....	14	5601018.....	72	5623113.....	50	5626310.....	60	6391206.....	21, 74
1492161.....	14	5601020.....	72	5623122.....	50	5626311.....	60	6391207.....	26, 74
1492162.....	14	5601021.....	72	5623123.....	50	5626324.....	60	6391208.....	21, 74
1492163.....	14	5601022.....	72	5623316.....	63	5626325.....	60	6391209.....	21, 74
1492165.....	14	5601023.....	72	5623317.....	63	5626352.....	17	6391215.....	75
1492171.....	15	5601025.....	72	5623413.....	46	5626356.....	60	6391308.....	74
1492172.....	15	5601026.....	72	5623414.....	46	5626357.....	60	8882150.....	71
1492182.....	13	5601032.....	72	5623423.....	46	5626432.....	39	8883000.....	70
1492183.....	13	5601033.....	72	5623424.....	46	5626510.....	54	8883010.....	70
1492184.....	13	5601100.....	79	5623520.....	63	5626520.....	55	8883020.....	70
1492185.....	13	5601101.....	79	5623521.....	63	5626521.....	55	8883030.....	70
1492190.....	8	5609000.....	65	5623624.....	16	5626550.....	54	8883040.....	70
1492191.....	12	5609001.....	65	5623654.....	16	5626551.....	54	8883101.....	70, 71
1492193.....	10	5620250.....	63	5623711.....	50	5626552.....	54	8883102.....	71
1492194.....	8	5620251.....	63	5623712.....	50	5626553.....	54	8883103.....	71
1492195.....	8	5620350.....	63	5623750.....	50	5626700.....	55	8883104.....	71
1492196.....	7	5620351.....	63	5623755.....	16	5626734.....	55	8883105.....	71
1492197.....	6	5620352.....	63	5623812.....	50	5626738.....	55	8883106.....	71
1492199.....	10	5620354.....	63	5623822.....	50	5627036.....	17	8883108.....	71
1492215.....	4	5620355.....	63	5624050.....	52, 53, 57, 58, 59	5627038.....	17	8883110.....	5, 71
1492220.....	10	5621002.....	16, 75	5624101.....	52	5627501.....	46	8883111.....	11, 71
1492221.....	12	5621010.....	63	5624110.....	52	5627503.....	46	8883116.....	71
1492222.....	7	5621012.....	63	5624118.....	53	5627511.....	46	8883132.....	71
1492223.....	6	562109166.....	16	5624119.....	53	5627512.....	46	8883165.....	71
1492224.....	6	562133202.....	16	5624130.....	52	5627513.....	46	8883182.....	71
1492225.....	6	5621534.....	61	5624131.....	52	5627514.....	46	8883200.....	70
1492226.....	7	5621711.....	51	5624150.....	52	5627517.....	46	8883211.....	71
1492237.....	9	5621719.....	51	5624151.....	52	5627521.....	46	8890200.....	36
1492290.....	8	5621720.....	51	5624156.....	52	5627522.....	46	8890202.....	36
1493215.....	4	5621812.....	16	5624157.....	52	5627523.....	46	8890300.....	29
3014186.....	77	5621827.....	16	5624201.....	57	5627524.....	46	8890301.....	29
3014187.....	75	5621928.....	16	5624207.....	57	5627527.....	46	8890302.....	29
3014188.....	75	5622032.....	61	5624210.....	57	5627532.....	46	8890305.....	29
3014193.....	18	5622050.....	47	5624251.....	57	5627533.....	51	8890306.....	29
3014194.....	18	5622101.....	47	5624301.....	58	56296144.....	16	8890307.....	29
3016342.....	44	5622102.....	47	5624310.....	59	56297145.....	16	8890308.....	29
3023432.....	79	5622103.....	49	5624324.....	59	56298146.....	16	8890310.....	29
3024631.....	20	5622104.....	49	5624325.....	59	5651530.....	61	8890320.....	29
3024632.....	20	5622130.....	61	5624350.....	59	5651700.....	51	8890321.....	29
3024633.....	20	5622132.....	61	5624352.....	17	5652001.....	47	8890400.....	28

Numerical Index

PART NO.	PAGE NO.	PART NO.	PAGE NO.	PART NO.	PAGE NO.	PART NO.	PAGE NO.	PART NO.	PAGE NO.
8890401	28	8891405	31	8892249	27	CB100	76	SL585ALP	41
8890402	28	8891500	33	8892250	27	CB100PB	76	SL585BLP	41
8890403	28	8891501	33	8892255	27	CB102PB	76	SL620ALP	43
8890404	28	8891502	33	8892300	29	CB120PB	76	SL630A	43
8890405	28	8891505	33	8892301	29	CB150	76	SL640ALP	44
8890406	28	8891506	33	8892303	29	CB150PB	76	SL645ALP	42
8890407	28	8891509	33	8892304	29	CB151	76	SL650A	44
8890408	28	8891600	35	8892309	29	CB151PB	76	SL65AO	40
8890409	28	8891602	35	8892320	29	CB152PB	76	SL65CO	40
8890410	28	8891605	35	8892321	29	CB200PB	76	SL660A	44
8890500	37	8891700	35	8892325	29	CB201	76	SL665A	42
8890501	37	8891701	35	8892400	38	CB201PB	76	SL66AC	40
8890510	37	8891702	35	8892401	38	CB202PB	76	SL66AG	40
8891001	45	8891703	35	8892403	38	CB251PB	76	SL66AO	40
8891002	45	8891704	35	8892404	38	CB30PB	76	SL66CA	40
8891003	45	8891705	35	8892420	38	CB50	76	SL66CG	40
8891004	33	8891706	35	8892425	38	CB50PB	76	SL66GO	40
8891006	33	8891707	35	8892500	32	CB60	76	SL675ALP	42
8891007	33	8891709	35	8892600	35	CB60PB	76	SL67AO	40
8891008	33	8891710	35	8892602	35	CB62PB	76	SL685ALP	42
8891009	33	8891800	36	8892609	35	CB80PB	76	SL68AC	40
8891010	25	8891900	30	8892620	35	CB90PB	76	SL68AO	40
8891015	36	8891901	30	8892700	34	CT150RW	63	SL695A	42
8891016	73	8891902	30	8892701	34	CT150W12	63	SL696A	42
8891017	73	8891903	30	8892703	34	LB1	69	SL700A	41
8891018	73	8891904	30	8892704	34	LB1SS	69	SL800A	41
8891024	26	8891909	30	8892709	34	LB253	69	SW700	75
8891025	26	8891910	31	8892800	34	LB3163	66	SW710	75
8891040	22	8891911	31	8892801	34	LB3163ALDT	66	SW901	75
8891042	22	8891912	31	8892802	34	LB3163SST	66	SW911	75
8891045	22	8891913	31	8892805	34	LB3253	67	SW9111	75
8891049	22	8891914	31	8892809	34	LB3253ALDT	67	TL257M	73
8891050	23	8891919	31	8892810	34	LB3253SST	67		
8891052	23	8891920	30, 31	8892825	34	LB383	66		
8891060	23	8891921	30, 31	8892900	36	LB383ALDT	66		
8891062	23	8891925	30, 31	8892902	36	LB383ALSM	66		
8891080	24	8892000	37	8893024	19	LB383P	66		
8891082	24	8892003	37	88930243	19	LB383SL	66		
8891090	24	8892010	37	8893049	19	LB383SST	66		
8891091	24	8892013	37	88930492	19	LB384	66		
8891100	25	8892048	22	88930493	19	LB384SST	66		
8891102	25	8892102	30	8893060	19	LB4663SST	65		
8891104	33	8892105	30	88930603	19	LB4773SST	65		
8891105	33	8892106	30	88930604	19	LB6123	68		
8891110	24	8892107	30	88930605	19	LB6123ALDT	68		
8891111	24	8892108	30	8894037	26	LB6123SST	68		
8891120	32	8892109	30	8894047	26	LB6183	68		
8891121	32	8892110	37	8894050	26	LB6183ALDT	68		
8891130	32	8892148	22	8894055	26	LB6183SST	68		
8891131	32	8892200	28	8894056	26	LB6303SST	69		
8891132	32	8892201	28	8894134	26	LB6304SST	69		
8891135	32	8892202	28	8894142	26	LB6305SST	69		
8891144	64	8892203	28	8895095	25	LB663	67		
8891145	64	8892204	28	8895100	25	LB663SL	67		
8891150	64	8892205	28	8895105	25	LB663SST	67		
8891166	64	8892206	28	8895150	25	LB8133	67		
8891167	64	8892207	28	8895250	25	LB8443SST	65		
8891168	64	8892208	28	8895300	25	LB8445SST	65		
8891169	64	8892209	28	8895350	25	LB8663SST	65		
8891177	64	8892210	28	8895400	26, 45	LB8665SST	65		
8891178	64	8892225	28	8895404	26, 45	M3100	76		
8891200	38	8892230	27	8895550	25	M3200	77		
8891201	38	8892231	27	B210880	45	M3300	76		
8891215	38	8892232	27	B40B45	78	M3400	77		
8891216	38	8892233	27	B63322	77	PLB11SS	18		
8891225	38	8892234	27	B98596	77	PLB12SS	18		
8891226	38	8892239	27	BA0972	73	RL650A	45		
8891227	38	8892240	27	BA1	78	SL40AR	39		
8891325	38	8892241	27	BA102	73	SL41AR	39		
8891326	38	8892242	27	BA107	73	SL475A	43		
8891327	38	8892243	27	BA2	78	SL480A	43		
8891400	31	8892244	27	BA3	78	SL500A	45		
8891401	31	8892245	27	BA4	78	SL501A	44		
8891402	31	8892246	27	BSW002	75	SL502A	42		
8891403	31	8892247	27	BSW90030	75	SL550ALP	41		
8891404	31	8892248	27	CB1	76	SL551ALP	41		



**TRAFFIC STICK
LIGHTBARS**



**MODULAR
LIGHTBARS**



**LED ROAD
FLARES**



**EMERGENCY
LIGHTS**



MINI LIGHT BARS



THIN MOUNT STROBES



LIGHT BAR KITS

SaltDogg
by Buyers



The Buyers family of manufacturing companies

Tracom

Boomerang
RUBBER, INC.

Romotech
Rotational Molding Technologies, Inc.

PROGRESSIVE
POWDER COATING, INC.

www.buyersproducts.com

