



## PLATFORM MATERIALS

		BI-FOLD MODELS	FIXED PLATFORM MODELS
	Steel Treadplate	●	●
	Extruded Aluminum	-	●


## ALUMINUM PLATFORM DEPTHS

Extruded aluminum platforms (on fixed platform models) are available in any depth, 35" - 70", in 5" increments. Platforms are comprised of interlocking extrusions of 6061-T6 aircraft-quality aluminum.



## RETENTION RAMP


Bi-Fold, High-Cycle models come standard with a 13" tapered, retention ramp.



1 ramp closes for storage



2 ramp locks at 90-degrees for cart retention









3 extended ramp hangs beyond platform level for smooth ground every time

## SPLIT CART STOPS

All railgate models with Extruded Aluminum platforms are available with taper-integrated, foot-activated, dual cart stops.








**STANDARD FEATURES**
**BI-FOLD  
MODELS** **FIXED  
PLATFORM  
MODELS**

	Steel Rollers	●	●
	Safety Trip Bar	●	●
	Self-close System	●	●
	Recessed Lights	●	●
	Low-profile Control	●	●
	13" Retention Ramp	●	-

- Standard
- Optional
- Not Available

**AVAILABLE OPTIONS**
**BI-FOLD  
MODELS** **FIXED  
PLATFORM  
MODELS**

	Above Bed Travel	●	●
	Recessed LED Lights	●	●
	Dual Controls (w/ pendant)	●	●
	Split Cart Stops	-	●
NO IMAGE	In-cab Shut Off	●	●
	Auxiliary Battery Box	●	●

**GAS-BOTTLE RACK PLATFORM**

High-Cycle Gas Bottle Rack models incorporate the "High-Cycle" drive system and feature folding, gas bottle rack platforms. Ideal for gas cylinder transporters, these liftgates support higher lifting capacities and feature a platform drop-down function allowing work vehicles to load and unload in any manner at any location.

