

GAS BOTTLE SERIES

The RC-CS Series

MAXON®



RC-CS SPECIFICATIONS

Available in 3,000 lbs. and 4,000 lbs capacities and a variety of platform sizes, the RC-CS Series, with its integrated cylinder securing system, offers the most standard feature of any liftgate in its class.

- Simplified Hydraulics
- 4-steps Paint Process
- Single Toggle Switch Control
- Automatic Fold Retention Railing
- Fold Down Railing for Dock Loading

Standard Equipment

- Steel Pump and Motor Enclosure
- Marine Style Electrical Toggle Switch
- Fold-Down Railing
- 12" Hinged Ramp

Optional Equipment

- Auxiliary Hand Pump
- 150 Amp Circuit Breaker (No Charge Option)
- Battery Pak
- Hydraulic Closing Platform
- Cab Cut Off Switch

EASY-REACH CAM FOLLOWER HANDLE

Positioned outside the platform structure, within easy reach of the operator, the new Cam Follower Handle allows the operator to easily engage the platform folding mechanism.

FOLD-DOWN RAILING

The RC-CS "Fold-Down Railing" is designed to fold out of the way when loading or unloading at dock facilities. This standard feature nearly doubles the rear vehicle access space and allows the operator to load or unload in less time.

HYDRAULIC SYSTEM

Computer Technology was used to determine and achieve the optimum performance for the electro-hydraulic system. This resulted in reduced hydraulic pressure and ampere draw, which increased the life of all electrical components by 33%.

Distributed by:

M-105-0221

| MODEL CAPACITY | OVERALL WEIGHT | PLATFORM SIZE | RETENTION RAMP HEIGHT | BED HEIGHT (For Dock Loading) |
|-------------------------|----------------|---------------|-----------------------|-------------------------------|
| RC-CS-3 (3,000 LBS.) | 1375 Lbs. | 24" x 90" | 12" Hinged | 30" Min. - 56" Max.* |
| | 1,465 Lbs. | 36" x 90" | | 39" Min. - 56" Max.* |
| RC-CS-4 (4,000 LBS.) | 1,680 Lbs. | 42" x 90" | | 45" Min. - 56" Max.* |

RETENTION RAILING

Engineered as an integral part of the platform structure, the RC-CS Series retention railing folds and unfolds automatically, requiring no operator assistance.

ALUMINUM SHEAVES

Long wearing aluminum sheaves are gentle to the wire rope and greatly decrease wear and increase component life compared to the usual cast steel designs.

LONG LIFE WIRE ROPES

High flex wire ropes are designed for use with aluminum sheaves for up to 3 times longer life than cast steel designs.

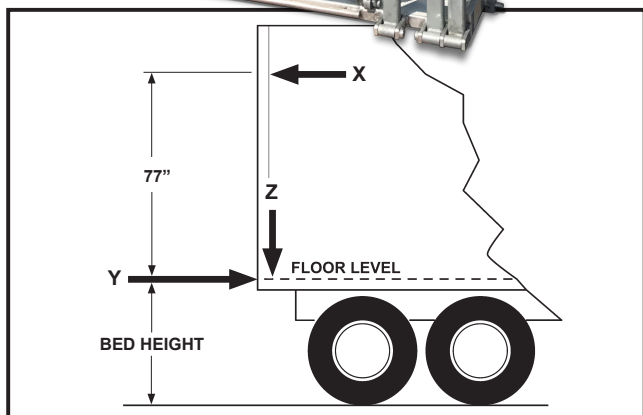


Maxon Lift Corp. 11921 Slauson Ave., Santa Fe Springs, CA 90670
800.227.4116 Fax 888.771.7713, www.maxonlift.com

GAS BOTTLE SERIES

The BMR-CS Series

MAXON®



| MODEL CAPACITY | P/F SIZE | (X)(Y) LBS. | (Z) LBS. |
|---|-----------|----------------|-------------|
| BMR-CS35 3500 LBS. (GALVANIZED PLATFORM) | 36" & 42" | 1043 | 3786 |
| BMR-CS44 4400 LBS. (GLAVANIZED PLATFORM) | 36" & 42" | 1262 | 4461 |

| MODEL CAPACITY | P/F SIZE | (X)(Y) LBS. | (Z) LBS. |
|---|-----------|----------------|-------------|
| BMR-CS35 3500 LBS. (ALUMINUM PLATFORM) | 36" & 42" | 964 | 3510 |
| BMR-CS44 4400 LBS. (ALUMINUM PLATFORM) | 36" & 42" | 1183 | 4185 |

Lift Dimensions and Mounting Requirements

NOTE: Maximum operating bed height for body is 56" (Unloaded).

Minimum bed height is platform width plus 5" (Loaded).

BMR-CS SPECIFICATIONS

- New Platform Opening / Closing Mechanism
- Rollers OR Slide Pad Configurations
- New Column Impact Guard
- New Main Control Location
- New "Power Down on Demand" Activation
- New Plastic Pump Box and Hydraulic Set-up
- MAX GRIP® and Cycle Counter standard
- New Battery Box Option with Built-in DC/DC Converter & Resettable Circuit Breaker
- **Galvanized Finish – STANDARD!**

| MODEL CAPACITY | OVERALL WEIGHT | PLATFORM LOAD AREA | RETENTION RAMP | BED HEIGHT (For Dock Loading) |
|-----------------------------|---------------------------------|------------------------|---------------------------|-------------------------------|
| Steel Platforms | | | | |
| BMR-A-CS-35 (3,500 Lbs.) | 1763 Lbs. (36 X 80 Platform) | 36" x 80" 42" x 80" | 18" Aluminum | 44" - 56" |
| | 1802 Lbs. (42 x 80 Platform) | | | |
| BMR-A-CS-44 (4,400 Lbs.) | 1794 Lbs. (36 X 80 Platform) | | | |
| | 1833 Lbs. (42 x 80 Platform) | | | |
| Aluminum Platforms | | | | |
| BMR-A-CS-35 (3,500 Lbs.) | 1675 Lbs. (36 X 80 Platform) | 36" x 80" 42" x 80" | 16" Aluminum (36"x80") | 44" - 56" |
| | 1712 Lbs. (42 x 80 Platform) | | | |
| BMR-A-CS-44 (4,400 Lbs.) | 1704 Lbs. (36 X 80 Platform) | | 20" Aluminum (42"x80") | |
| | 1741 Lbs. (42 x 80 Platform) | | | |

PATENT NUMBERS: (367,748), (5,513,943), (5,449,267)

NOTE: Please review appropriate liftgate installation manual for full vehicle and or body requirements to ensure proper fitment.



Maxon Lift Corp. 11921 Slauson Ave., Santa Fe Springs, CA 90670
800.227.4116 Fax 888.771.7713, www.maxonlift.com


GAS BOTTLE SERIES

The BMR-CS Series

MAXON[®]


Optional Features

- Rollers or Slide Pads
- Dual Pump & Motor
- Power Down on Demand
- Auxiliary Controls System
- Hand-Held Remote Control
- Conspicuity Tape
- Pump Pressure Gauge
- Cab Cut Off Switch




Rollers OR Slide Pads

As an industry first, the BMR is available with rollers or slide pads



New Switch Location

Control switch is located on the column and now features an optional power down on demand button



New Pump Box / Hydraulic Design

Pump and battery box are mounted on a galvanized bolt-on hanger frame. Master disconnect switch is accessible from front of the pump box. Hydraulic components are mounted on a vertical plate that makes all components easily accessible for service



Polyethylene Pads

Protect lower column areas from dock impacts



Fully Galvanized - STANDARD

Galvanization is the process by which zinc is coated over corrosive (easily rusted) metals. The process of galvanizing not only protects from corrosion of various 'soft metals' but also adds strength to the original, uncoated metal

Distributed by:

M-214-0420



Maxon Lift Corp. 11921 Slauson Ave., Santa Fe Springs, CA 90670
800.227.4116 Fax 888.771.7713, www.maxonlift.com