

BOSS

SNOWPLOW

KEEP 'EM

OPEN



BOSS SNOWRATOR®



THE ULTIMATE SIDEWALK SOLUTION

Any snow and ice contractor will tell you, managing sidewalks has its own set of challenges. The BOSS Snowrator® is a patented, right-size solution designed to make quick work of snow- and ice-covered sidewalks, and brings a maneuverable, multi-tasking, labor-saving solution to your fleet. Snowrator® reduces the need for shovelers, maximizing productivity and efficiency—whether in metro, commercial or residential environments—where clean and clear walking surfaces are always the top priority.



STANDARD FEATURES

- **Four-Wheel Drive With Zero Turn Radius Capabilities** provides maneuverability and traction in any condition.
- **BOSS-Designed 4' Hydraulic Snowplow** with 20" polyethylene skin improves reliability and maximizes productivity in light and heavy snow.
- **BOSS Hydraulic Cylinders and Trip Springs** maximize plow performance.
- **Honda® GX390 Engine** provides proven, turnkey power and performance in extreme cold.
- **BOSS-Engineered Electrical System** delivers weather-resistant performance and enhanced reliability.
- **Float and Active Down Force** increases productivity by maximizing scraping of plowing surfaces.
- **Coated Hydraulic Hose Ends** provide greater corrosion resistance and increased reliability over previous designs.
- **20-Gallon Anti-Icing/Deicing Brine System** quickly and efficiently controls surface area ice.
- **LED Work Lights** provide better and more reliable visibility on the job.



Image above shown with optional accessories.

> OPTIONAL ACCESSORIES

- EXACT PATH® Drop Spreader
- 5-Gallon Bucket Mounts
- Carry Trays
- Snow Flaps
- Snow Deflector
- Blade Guides
- Box Wing Kit
- Urethane Edges
- Blade Extensions
- Plow Shoes
- Shovel Mounting Kit
- Trailering Cover
- 20-Gallon Auxiliary Tank



TASKMASTER

The Snowrator® can do it all, from plowing to spreading to brining. It always gets the job done right.



TIME SAVER

Brine, spread and plow at the same time to maximize on-the-job productivity and profitability.





LABOR SAVER

Snowrator® quickly deploys to plow and deice surface areas—effectively reducing the need for shovellers.



FULLY FEATURED SNOWRATOR®



STANDARD & OPTIONAL FEATURES

- | | |
|--|---|
| 1 EXACT PATH® 1.5 DROP SPREADER (OPTIONAL EQUIPMENT) | 8 BOSS HYDRAULIC CYLINDERS |
| 2 REAR AND FRONT REFERENCE BARS WITH INSULATED HAND GRIPS | 9 HONDA® GX390 ENGINE |
| 3 SNOWPLOW JOYSTICK CONTROLLER | 10 LED WORKLIGHTS |
| 4 4' FULLY HYDRAULIC BOSS SNOWPLOW WITH 20" TALL BLADE | 11 STAINLESS STEEL PAINTED CHASSIS |
| 5 BOSS SNOWRATOR® SNOWPLOW ATTACHMENT SYSTEM | 12 5-GALLON BUCKET MOUNTS (OPTIONAL EQUIPMENT) |
| 6 HEAVY-DUTY SNOWPLOW TRIP SPRINGS | 13 BRINE SYSTEM HAND WAND |
| 7 SNOWPLOW CROSSOVER RELIEF VALVE (NOT VISIBLE) | 14 EXACT PATH® EXCLUSIVE SALT CHUTE |



THE BOSS DIFFERENCE

With more than 30 years of snow and ice experience, BOSS re-engineered the Snowrator® to maximize performance and reliability. BOSS stands behind every Snowrator® vehicle with improved parts availability and expanded dealer and service locations across the country. Email sales@bossplow.com or visit bossplow.com for more information.



BOSS PERFORMANCE & RELIABILITY ENHANCEMENTS

- Rear fenders and splash guards keep operators clean of snow, slush and water.
- Hydraulic hose ends feature a coating that offers greater corrosion resistance than the previous model.
- Nylon locking nuts keep hardware from loosening during operation and continued vibration.
- Thicker gauge of power and ground cable provides greater power, performance and reliability.
- Weather-resistant electrical harness offers added corrosion protection and plug-and-play functionality with optional equipment.
- Rear reference bar gives additional hand support and ease of operation.
- BOSS-designed snowplow (plow, trip springs, mounts, hydraulics) is proven to perform.
- A fully potted spreader control is weather-resistant and easy to operate and offers onboard diagnostics for troubleshooting.

EXACT PATH[®] DROP SPREADER



CLEARING A PATH TO RESTORE ORDER

It's easy to add precise deicing capabilities to your Snowrator[®] with the optional EXACT PATH[®] drop spreader. The EXACT PATH[®] reduces salt waste and makes deicing sidewalks and walkways more profitable for contractors because it precisely drops deicing material to protect grass and landscaping. The stainless steel hopper and frame with a polyethylene cover keeps materials dry and free-flowing. An exclusive feed gate lever makes adjusting material flow simple—no tools needed.



BOSS stands behind every Snowrator[®] vehicle with improved parts availability and expanded dealer support nationwide. If you have questions or concerns or need additional support, contact BOSS customer service at 800-286-4155 or email sales@bossplow.com.

STANDARD FEATURES

- **Variable Speed Control and Adjustable Feed Gate** easily adjust material flow rate without tools.
- **Conveniently Located** on top of the base unit, the EXACT PATH® 1.5 spreader features a solid, poly hopper cover to keep material dry and free-flowing and flips back to block salt from falling into engine components while loading.
- **Stainless Steel Hopper and Frame** are built to outlast the elements.
- **Top Screen With Bag Splitter** allows for quick and easy opening and filtering of materials when filling.
- **Enclosed, High-Torque Motor** is weather- and dust-resistant to ensure performance, durability and reliability.



EXACT PATH®
Drop Spreader



Adjustable Feed
Gate Lever



TOP SCREEN WITH BAG SPLITTER

Allows for quick and easy opening and filtering of materials when filling.
Only available on EXACT PATH® 1.5 as shown here.



EXCLUSIVE SALT CHUTE

EXACT PATH® spreader precisely distributes salt at the optimum width,
reduces salt contact with the plow attachment system and minimizes
damage to turf.

SNOWRATOR®

ENHANCE THE PERFORMANCE OF YOUR BOSS SNOWRATOR® WITH GENUINE, FACTORY-BACKED ACCESSORIES FROM BOSS.



BLADE EXTENSIONS

Extend the width of your BOSS Snowrator® plow by 12" overall (6" on each side) with the blade extension kit.




BOX WING KIT

Carry more snow with your BOSS Snowrator® plow by adding a box wing kit. These wings easily bolt to the Snowrator® snowplow, providing a box-plow effect.



SNOWRATOR® RUBBER SNOW DEFLECTOR

Increase visibility and improve safety with this rugged snow deflector designed for the Snowrator®.



CARRY TRAYS

Additional gear, fuel and deicing materials are in easy reach when carry trays are added, saving time and money on the job by helping operators beat the clock.



20-GALLON AUXILIARY TANK

The auxiliary tank adds an additional 20 gallons of brine carrying capacity, doubling the overall liquid volume the machine can carry. The tank integrates with existing pump, nozzles and wand and cuts return trips to refill by half.



SNOWRATOR® COVER

Protect your investment and keep it ready to roll with the heavy-duty, weather-resistant BOSS Snowrator® cover. Ruggedly constructed to keep your Snowrator® clean during transportation from site to site, avoiding accumulation of snow, ice and road salt. Cover your Snowrator® in between jobs so you have a smooth start to your next job. The Snowrator® cover will work on Snowrator® base units and units with the optional EXACT PATH® drop spreader or 20-gallon auxiliary tank installed.

*Cover shown with opacity to show fit



The Snowrator® is designed to use all BOSS ATV plow accessories and shares common parts with BOSS ATV plows—providing expanded parts availability and service nationwide.

PARTS & ACCESSORIES



SNOW FLAP

These durable rubber flaps protect the Snowrator® fenders and exterior from snow, mud and debris.



SHOVEL MOUNTING KIT

Carry a shovel right on your Snowrator® to quickly clean up around doorways and hard-to-reach areas.



URETHANE CUTTING EDGES

Urethane cutting edges offer optimum squeegee effect and prevent damage to sensitive surfaces.



SNOWRATOR® PLOW SHOES

These rugged plow shoes help reduce wear and tear on the plow's cutting edge.



BLADE GUIDE

Get a better view of the exact width of your blade with these sturdy blade guides.



SHOVELS (SCOOP AND PUSH)

These high-performance, contractor-grade snow shovels are built BOSS tough.



SNOWRATOR® HYDRAULIC FLUID

This high-performance fluid is specifically formulated for top performance under tough conditions.



5-GALLON BUCKETS AND LIDS

Be ready for the worst weather with buckets that let you carry additional supplies and materials to any job site.



5-GALLON BUCKET MOUNTS

Optional 5-gallon bucket mounts attach quickly and simply to Snowrator® and give an operator easy access to additional deicing materials on the back of the unit.



SEE ALL SNOWRATOR® ACCESSORIES

BOSSPLOW.COM

Or consult your local BOSS Snowrator® Dealer for more information.

BOSS SNOWRATOR®



Specifications		Specifications	
Engine		Engine	
Engine Manufacturer	Honda®	Fuel Type	Gasoline
Engine Model	GX390	Fuel Capacity	6.4 US qt
Displacement	389 cc	Engine Oil	10W-30
Cylinders	Single	Engine Oil Capacity	1.16 US qt
Dimensions		Dimensions	
Empty Weight	850 lb	Width	38.5" (vehicle), 48" (plow)
Wheelbase	24.5"	Height	51.5"
Length	74.25"	Turning Radius	Zero
Lighting		Lighting	
Work Light Qty	3	Work Light Output	1440 lumens, IP67-rating
Drivetrain		Drivetrain	
Type	Hydrostatic	Hydraulic Oil Filter (Suction)	25-micron replaceable filter
Pump	Tandem, variable displacement piston	Hydraulic Fluid	BOSS Snowrator® hydraulic fluid
Wheel Motors	163cc gerotor		
Controls		Controls	
Forward/Reverse	Hydraulic lever control	Throttle	Lever on dash
Plow Control	Hydraulic joystick	Liquid System Control	Pump switch, on/off control valve, pressure regulating valve
Travel Speed		Travel Speed	
Forward	7 mph	Reverse	5 mph
Snowplow		Snowplow	
Type	Straight-blade	Cutting Edge Dimensions	¼" thick, reversible
Blade Width	48"	Trip Mechanism	Full moldboard trip
Cutting Edge Material	Steel (urethane available)	Plow Operation	Lift, lower, float, angle right, angle left, down force
Liquid Deicing System		Liquid Deicing System	
Liquid Capacity	20 gal + optional 20-gal auxiliary tank	Nozzles	Triple-beam nozzles (4)
Spraying Volume	3.6 GPM direct-drive diaphragm pump	Spray Wand	Standard
Speed Control	On/off switch for the pump	Tank	Internal chassis mounted, 20-gallon capacity, ⅝" wall thickness
Flow Control	On/off control valve, pressure adjustment on the control panel		
Vehicle		Vehicle	
Frame	Painted stainless	Wiring Harness	Loomed, with weather-resistant connectors
Tires	18" x 8.5" x 10" all terrain		
Electrical		Electrical	
Battery	350 CCA at 0° Fahrenheit	Fuses	100 A main fuse, individual accessory fuses
Voltage	12v DC	Charging System	17 A

All images shown may include standard/optional equipment. Please consult your local BOSS Snowrator® Dealer for more information.

TWO-YEAR LIMITED WARRANTY

All BOSS snowplows and equipment are guaranteed to be free from defects in material and workmanship for two full years from the date of purchase. Stop by any authorized BOSS Dealer to receive complete details on our two-year parts and labor warranty. Please visit bossplow.com for more details.

LEGAL STATEMENT

Vehicles intended to be equipped with a spreader and/or snowplow must comply with the vehicle manufacturers' specifications for equipment application. BOSS Products reserves the right under its product improvement policy to change construction or design details and furnish equipment when so altered without reference to illustrations or specifications used herein. BOSS Products may be protected by one or more patents; please see bossplow.com for more details.

To comply with federal regulations and to ensure a safe vehicle, do not exceed the front gross axle weight rating (FGAWR), rear gross axle weight rating (RGAWR), gross vehicle weight rating (GVWR) or maximum vehicle payload ratings at any time. Combinations of equipment such as snowplows and spreaders, density of material being spread and the number of vehicle occupants should be taken into consideration. Ensuring these limitations are not exceeded may require weighing the vehicle and adding ballast as necessary. For receiver hitch-mounted products, do not exceed hitch rating at any time. Completed vehicle must not exceed front GAWR or GVWR.

BOSS EXTENDED FAMILY

GIVING YOU EVERYTHING YOU NEED TO **RESTORE ORDER**



QUESTIONS? CHAT LIVE ONLINE.
BOSSPLOW.COM



Ask your BOSS Dealer or visit bossplow.com to browse the full family of BOSS products, including Truck Equipment, Compact Vehicle Equipment, Heavy Equipment, Ice Control Equipment, Accessories and more.

DON'T FORGET TO ASK ABOUT AVAILABLE FINANCING OPTIONS.

Ask your BOSS Dealer or visit bossplow.com for more details.



BOSSPLOW.COM

See how BOSS continues to BACK YOU UP.
Get more info, watch videos, find a dealer or chat live.

Call 800-286-4155

Email sales@bossplow.com



With quality and reliability at the forefront, BOSS Genuine Parts are designed, built and tested to fit your BOSS product.



SnowCare for Troops is a nationwide outreach program that performs free snow removal for active military families.



Ask your dealer or visit bossplow.com to explore the complete lineup of BOSS products, including Truck Equipment, Compact Vehicle Equipment, Heavy Equipment, Ice Control Equipment, Snowrator® and Accessories. **Ask your local dealer about financing options!**



Exclusive to BOSS Owners, joining this community gives you a profile page, a free gift and access to special offers and information on BOSS products and services.

BOSS PRODUCTS
2010 THE BOSS WAY
P.O. BOX 787
IRON MOUNTAIN, MI 49801-0787

PATENTS: www.ttcopats.com
©2020 BOSS PRODUCTS. ALL RIGHTS RESERVED.
PRINTED IN U.S.A. FORM #SLS-SNR02020

Honda is a registered trademark of Honda Motor Co., Ltd. The "f" logo is a registered trademark/service mark of Facebook, Inc. The Instagram logo is a registered trademark/service mark of Instagram, LLC. The Twitter logo is a registered trademark/service mark of Twitter, Inc. The YouTube logo is a registered trademark/service mark of Google Inc. The "in" logo is a registered service mark of LinkedIn Corporation. The Blogger logo is a registered service mark of Google Inc. The Omnia Partners logo is a registered service mark of Omnia Partners, Inc. The Sourcewell logo is a service mark of National Joint Powers Alliance. All other trademarks belong to BOSS Snowplow.



OMNIA
P A R T N E R S

Sourcewell
Formerly NJA
Awarded Contract

FREIGHT NOT
INCLUDED IN
PRICE OF UNIT.
FREIGHT WILL
BE BILLED UPON
PURCHASE.