

TRUCKCRAFT

TC-250 LANCER

100% ALUMINUM SERVICE BODY For SRW PICKUPS



PRODUCT MAY BE SHOWN WITH OPTIONAL EQUIPMENT

TRUCKCRAFT RESERVES THE RIGHT TO MAKE PRODUCT MODIFICATIONS WITHOUT PRIOR NOTIFICATION

- Made of 100% Aluminum—Floor is 6061 T6 Alloy extruded planks for maximum strength & rigidity
- Compartment sides and tailgate made of .090 thk 5052-H32 aluminum for good looks & maximum weight savings
- 21.4 Cu ft of secure storage space (Compartment dims 98"L X 13.5"DP X 40"H)
- Body size 98"L X 79.5"W X 40"H; Floor 49"W X 97"L
- Tailgate 13.75"H with stainless paddle latch
- Weight—640 lb
- Powder-coated (white) doors and wheel panels. Wheel panel flares standard
- Brushed-finish tailgate & front bulkhead; .125" diamond plate cabinet tops
- Stainless piano hinge on compartment doors for security & durability
- Automotive D-bulb rubber door seal
- Gas spring door stays on vertical doors, detachable cables on horizontal doors
- Black polymer T-handles provide roller & compression action for firm lock and seal
- Diamond plate bumper with LED lighting available for Ford/GM/Ram
- Door openings—
 - Driver Side- Front-26.25w x 36.25h, Center-43.00w x 15.75h, Rear-17.50w x 36.25h
 - Passenger Side- Front-26.25w x 36.25h, Center -64.25w x 15.75h; Rear-17.50w x 16.75h
- Paint Code Option—Doors & wheel panels painted to your automotive paint code
- 5 year factory warranty



TC-250 LANCER 4_16_13 3m

TruckCraft Corporation


1-800-755-3867

WWW.TruckCraft.Com

TRUCKCRAFT

TC-260 LANCER

100% ALUMINUM SERVICE BODY For 60"ca SRW CAB/CHASSIS



- Body is made of 100% Aluminum—Floor is 6061 T6 Alloy extruded planks for maximum strength & rigidity
- Compartment sides and tailgate made of .090 thk 5052-H32 aluminum for good looks & maximum weight savings
- 47 Cubic feet of secure storage space (Compartment dims 108"L X 13.5"DP X 40"H)
- Body size 98"L X 79.5"W X 40"H; Floor 49"W X 108"L
- Tailgate 13.75"H with stainless paddle latch
- Weight with bumper —733lbs.
- Powder-coated (white) doors and wheel panels. (standard)
- Wheel panel flares standard
- Brushed-finish tailgate & front bulkhead; .125" diamond plate cabinet tops
- Stainless piano hinge on compartment doors for security & durability
- Automotive D-bulb rubber door seal
- Gas spring door stays on vertical doors, detachable cables on horizontal doors
- Black and chrome T-handles provide roller & compression action for firm lock and seal
- Diamond plate bumper with LED lighting available for Ford/GM/Ram
- Door Openings—
- **Driver Side-** Front-30.25w x 36.25h, Center-43.00w x 15.75h, Rear-23.50w x 36.25h
- **Passenger Side-** Front-30.25w x 36.25h, Center —70.25w x 15.75h; Rear-23.50w x 16.75h
- Paint Code Option—Doors & wheel panels painted to your automotive paint code



TC-260 LANCER 5_19 2m

TruckCraft Corporation

1-800-755-3867

WWW.TruckCraft.Com

PRODUCT MAY BE SHOWN WITH OPTIONAL EQUIPMENT

TRUCKCRAFT RESERVES THE RIGHT TO MAKE PRODUCT MODIFICATIONS WITHOUT PRIOR NOTIFICATION

TRUCKCRAFT

TC-265 LANCER

100% ALUMINUM SERVICE BODY 9' For 60" C.A. DRW CHASSIS

Single-handle drop tailgate makes loading & unloading easy

.125 Diamond-plate compartment tops

Black & Chrome T-Handle latches

"B" side door configuration

6 shelves with movable dividers

Low Floor Height—
Only 4-1/2" above truck frame. Lower C/G, less lifting height, better looking wheel-openings

Doors double wall. Doors & wheel panels come powder-coated white—standard

Option: Doors & wheel panels painted with your automotive paint code

Floor made of 6061 T6 alloy extrusion; Tailgate & cabinets .090", 5052 aluminum sheet

PRODUCT MAY BE SHOWN WITH OPTIONAL EQUIPMENT

TRUCKCRAFT RESERVES THE RIGHT TO MAKE PRODUCT MODIFICATIONS WITHOUT PRIOR NOTIFICATION

- Made of 100% Aluminum—Floor is 6061 T6 Alloy extruded planks for maximum strength & rigidity
- Compartment sides and tailgate made of .090 thk 5052-H32 aluminum for good looks & maximum weight savings
- 77 Cu ft of secure storage space (Compartment dims 108"L X 22.5"DP X 40"H)
- Body size 9.0'L X 95"W X 40"H; Floor 49"W X 108"L
- Tailgate 13.75"H with stainless paddle latch
- Weight—840 lb
- Powder-coated (white) doors and wheel panels w/ black fender flares standard
- Brushed-finish tailgate & front bulkhead; .125" diamond plate cabinet tops
- Stainless piano hinge on compartment doors for security & durability
- Automotive D-bulb rubber door seal
- Gas spring door stays on vertical doors, detachable cables on horizontal doors
- Black and chrome whale-tail door handles provide roller & compression sealing
- Non-slip bumper with center notch—available for Ford/GM/Ram
- **Door Openings—**
- **Driver Side-** Front-30.25w x 36.25h, Center-43.00w x 15.75h, Rear-23.50w x 36.25h
- **Passenger Side-** Front-30.25w x 36.25h, Center -70.25w x 15.75h, Rear-23.50w x 16.75h
- Paint Code Option—Doors & wheel panels painted to your automotive paint code
- 5 year factory warranty




Driver's side "A" door configuration

TC-265 LANCER 4/15 3m

TRUCKCRAFT

Tools for the Professional

**Aluminum
& Stainless**



**Convert
Your Pickup**



Tow Body



**3 Electric
D-Icers
Available**

**All Aluminum
& Stainless**



1-800-755-3867
(DUMP)

**Dump Constructed
of 10 GA A60
Galvanneal**

TRUCKCRAFT

TM

INNOVATION BY DESIGN

TC-300 Series Combination Service/Dump Body

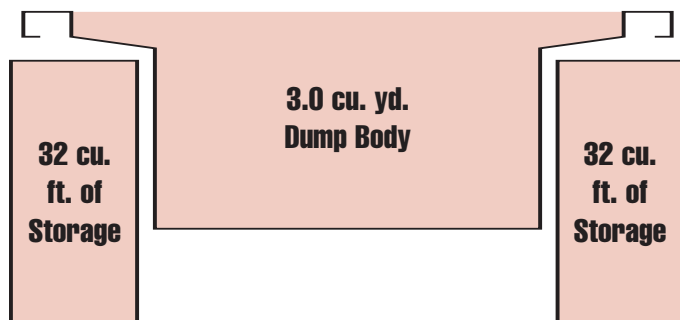
A Unique “No Compromise” Design

TruckCraft has the answer for users who need one truck to do a combination of many jobs. The TC-300 series carries large payloads and provides secure space for all your tools and equipment too! Built to be the #1 body for contractors, municipalities, utilities, landscapers and nurseries.

Innovation and Quality

TruckCraft has engineered the body and subframe to handle greater hauling and storage loads. No need to be concerned about bending your truck frame, the “No Compromise” design offers you the greatest capacity on trucks of 10,000# G.V.W. and up, in the industry. The TC-300 series has dump body capacities of 2.75 or 3.0 cu. yds., storage capacities of 57 or 64 cu. ft. of space, and handles 4' x 8' sheets with the tailgate closed. The entire side pack set is built of treated steel for years of rust resistant life. The dump body's electro-hydraulic powered 3-stage telescopic hoist uses efficient hydraulic principles for a fast, 25 second raise time. The cylinder operation is smooth and effortless, and allows the bed to be mounted 8-10" lower than a comparable scissors hoist. A one-hand tailgate unlatch lever, low floor height, built in hand-hold and step bumper all combine to make worker entry to the dump body fast and easy.

Maximum utilization of space



TC 300 Capacity



SPECIFICATIONS

Dump Body	TC-300 (9')	TC-310 (8')
Capacity*	12,000 lb.	12,000 lb.
Volume*	3.0 Cu. Yd.	2.75 Cu. Yd.
Cargo Area	48.5" x 108.5"	48.5" x 96.5"
Floor	One piece	One piece
Steel	A60 GALV.	A60 GALV.
Dump Angle	49 Degrees	49 Degrees
Hoist	3 Stage	3 Stage
Storage Compartments		
Volume	64 Cu. Ft.	57 Cu. Ft.
Size (Nominal)	9' x 20" x 36"	8' x 20" x 36"


**NOTE: Your truck, dumper & payload should not exceed the G.V.W. rating or axle rating usually found on the inside of the doorframe on the driver's side.*



features that let your truck work harder



A super duty 18" double acting tailgate is hinged top and bottom for controlled spreading or complete clean dumping. The lever handle allows single-handed operation.



The TC-300 Series Hoist is a 6 ton, 3-stage telescopic type, powered by an electrohydraulic pump that can be used with automatic transmissions.

TC-300 Service Dumper



5751 Molly Pitcher Hwy S.
Chambersburg, PA 17202

FAX 717-375-2975 • 717-375-2900



The dump body protects the truck cab, rear window and storage compartments. A roll-up nylon-reinforced lumite tarp that covers the entire load is available for TC-300 series bodies.

General Information

Lubrication fittings are provided at all critical points. The dumper floor is a one piece design and all seams are continuous welded. The body safety prop is controlled with a handle from outboard of the body. A load limiting valve prevents operator from lifting overloads. Standard 18" rear corners with slots allow the addition of side boards for hauling of bulky loads. A back-up alarm and pintle hook provision is included. Body and hoist are factory assembled, except side packs, which are fitted and then removed for shipping—saves you money at mounting time.

Electric-Powered Tailgate Spreader Available

- Replaces tailgate with all aluminum and stainless unit
- Connects to truck battery (Hvy duty alternator req'd)
- Quick installation and removal
- Highly reliable sealed motors
- Near "0" maintenance and operational costs

Tools for the Professional



**1-800-755-3867
(DUMP)**

www.truckcraft.com

TruckCRAFT reserves the right to make product modifications without prior notice.

FREIGHT NOT
INCLUDED IN
PRICE OF UNIT.
FREIGHT WILL
BE BILLED UPON
PURCHASE.