



Aluminum Bodies For All Applications

SERVICE BODIES



Shown with optional Magnum Service Body Rack and Lighted Bumper

S-Series: Traditional Swing Doors

STANDARD FEATURES

- All Aluminum (6000 Series) Understructure with Extruded Box Tube Construction
- Heavy Slam Latch Tailgate with Stainless Steel Lock Rods
- Swing Doors with Nitrogen Props on Vertical Compartments
- Extreme Duty (6000 Series) .625 Interlocking Extruded Aluminum Floor
- Fully Welded Construction—No Rivets, Screws, or Bolts to Come Loose
- Welded Fender Flares for Superior Strength and Rigidity
- Black Polymer Rivetless Door Handles
- Sandblasted Metal Preparation (not inferior wash/zinc phosphate)
- Powder Coated—Standard: White
Optional colors available:
 - Black
 - Red: GM/Dodge Red & Ford Red
- LED Marker Lights (where required)
- LED Penny Light in Each Compartment
- LED Ultra-thin 6" Round Stop/Turn/Tail/Backup body lights
- Inner Bed Walls and Exterior Top of Compartments—1/8" Diamond Plate
- Continuous Aluminum Piano Door Hinge
- Adjustable Shelving in Front, Middle, and Rear Compartments (one shelf with dividers in each compartment)
- Pass through Panel between Front & Center Compartments
- Tread Plate Splash Guards on Front Wall—ALL Models
- Strongest Built Aluminum Service Body in the Industry
- **BEST 10 YEAR WARRANTY in the Industry**

For more information, visit DuraMagBodies.com



MANUFACTURED BY:

F3 MFG Inc.
977 West River Road, #3
Waterville, Maine 04901

☎ (207) 660-4700

f fb.me/DuraMagTruckBodies

@ [@duramagbodies](https://www.instagram.com/duramagbodies)

DISTRIBUTED BY:

7' Service Bodies

Model	DuraMag Aluminum Weight (lbs)	Typical Steel Weight (lbs)	% Lighter Than Steel	Cab to Axle	Compartment Door Openings	
					Front	Rear
SB-S-36D-STD-SRW	582	874	33%	36"	48-1/16" x 15-3/16"	20-3/16" x 32-15/16"
SB-S-40F-STD-SRW	665	964	31%	40"	56-11/16" x 15-3/16"	20-3/16" x 32-15/16"
SB-S-42G-STD-SRW	670	1,009	34%	42"	56-11/16" x 15-3/16"	20-3/16" x 32-15/16"

8.5' Service Bodies

Model	DuraMag Aluminum Weight (lbs)	Typical Steel Weight (lbs)	% Lighter Than Steel	Cab to Axle	Compartment Door Frame Opening Clearance		
					Front	Middle	Rear
SB-S-56-STD-SRW	811	1,111	37%	56"	22-15/16" x 32-15/16"	42-3/16" x 15-3/16"	20-3/16" x 32-15/16"
SB-S-56-STD-DRW	895	1,288	43%	56"	22-15/16" x 32-15/16"	42-3/16" x 15-3/16"	20-3/16" x 32-15/16"

9' Service Bodies

Model	DuraMag Aluminum Weight (lbs)	Typical Steel Weight (lbs)	% Lighter Than Steel	Cab to Axle	Compartment Door Frame Opening Clearance		
					Front	Middle	Rear
SB-S-60-STD-SRW	820	1,238	51%	60"	27-3/16" x 32-15/16"	42-3/16" x 15-3/16"	25-3/16" x 32-15/16"
SB-S-60-STD-DRW	912	1,399	53%	60"	27-3/16" x 32-15/16"	42-3/16" x 15-3/16"	25-3/16" x 32-15/16"


11' Service Bodies

Model	DuraMag Aluminum Weight (lbs)	Typical Steel Weight (lbs)	% Lighter Than Steel	Cab to Axle	Compartment Door Frame Opening Clearance			
					Front (Cab Side)	Front (Rear Side)	Middle	Rear
SB-S-84-STD-DRW	1,124	1,704	52%	84"	27-3/16" x 32-15/16"	18-7/16" x 32-15/16"	42-3/16" x 15-3/16"	25-7/16" x 32-15/16"

All specifications subject to change without notice.

For more dimension specifications, visit our website at DuraMagBodies.com/service-bodies

STANDARD FEATURES



Strongest Understructure in the Industry



Center Compartment with Dropdown Door (showing Double Walled Doors)



Pass Thru Compartment Shown Between Front and Middle Boxes



Tread Plate Splash Guards on Front Wall




LED Ultra-thin 6" Round Stop/Tail/Turn/Backup Body Lights

SERVICE BODY OPTIONS



MAG-LOG Keyless Locking System




Magnum Rack with Optional Lights



Standard Canopy



Bumpers - Lighted & Non-lighted



Traditional Rod Lock System



Roll-up Tonneau Covers



Slide-out Tool Boxes



Strobe Lights



Flip Top Compartments



E-Track

Visit our website at DuraMagBodies.com for additional options »

FREIGHT NOT
INCLUDED IN
PRICE OF UNIT.
FREIGHT WILL
BE BILLED UPON
PURCHASE.