



Aluminum Bodies For All Applications

SERVICE BODIES



*Shown with Optional
Cantilever Rack and
Lighted Bumper*

R-Series: Premium Roll-up Doors

STANDARD FEATURES

- All Aluminum (6000 Series) Understructure with Extruded Box Tube Construction
- Heavy Slam Latch Tailgate with Stainless Steel Lock Rods
- Premium Roll-Up Safety Designed Doors
- Extreme Duty (6000 Series).625 Interlocking Extruded Aluminum Floor
- Fully Welded Construction—No Rivets, Screws, Bolts to Come Loose
- Welded Fender Flares for Superior Strength and Rigidity
- Sandblasted Metal Preparation (not inferior wash/zinc phosphate)
- Powder Coated—Standard: White
Optional colors available:
 - Black
 - Red: GM/Dodge Red & Ford Red
- LED Marker Lights (where required)
- LED Penny Light in Each Compartment
- LED Ultra-thin 6" Round Stop/Turn/Tail/Backup Body Lights
- Inner Bed Walls and Exterior Top of Compartments—1/8" Diamond Plate
- Adjustable Shelving in Front, Middle, and Rear Compartments (one shelf with dividers in each compartment)
- Pass through Panel between Front & Center Compartments
- Tread Plate Splash Guards on Front Wall—ALL Models
- Strongest Built Aluminum Service Body in the Industry
- **BEST 10 YEAR WARRANTY in the Industry**

For more information, visit DuraMagBodies.com



MANUFACTURED BY:

F3 MFG Inc.
977 West River Road, #3
Waterville, Maine 04901

☎ (207) 660-4700

fb.me/DuraMagTruckBodies

@duramagbodies

DISTRIBUTED BY:

7' Service Bodies

Model	DuraMag Aluminum Weight (lbs)	Typical Steel Weight (lbs)	% Lighter Than Steel	Cab to Axle	Compartment Door Openings	
					Front	Rear
SB-R-36D-STD-SRW	582	874	33%	36"	49-1/16" x 15"	21-3/16" x 32-3/4"
SB-R-40F-STD-SRW	665	964	31%	40"	57-11/16" x 15"	21-3/16" x 32-3/4"
SB-R-42G-STD-SRW	670	1,009	34%	42"	57-11/16" x 15"	21-3/16" x 32-3/4"

8.5' Service Bodies

Model	DuraMag Aluminum Weight (lbs)	Typical Steel Weight (lbs)	% Lighter Than Steel	Cab to Axle	Compartment Door Frame Opening Clearance		
					Front	Middle	Rear
SB-R-56-STD-SRW	811	1,111	37%	56"	23-15/16" x 32-3/4"	43-3/16" x 15"	21-3/16" x 32-3/4"
SB-R-56-STD-DRW	895	1,288	43%	56"	23-15/16" x 32-3/4"	43-3/16" x 15"	21-3/16" x 32-3/4"

9' Service Bodies

Model	DuraMag Aluminum Weight (lbs)	Typical Steel Weight (lbs)	% Lighter Than Steel	Cab to Axle	Compartment Door Frame Opening Clearance		
					Front	Middle	Rear
SB-R-60-STD-SRW	820	1,238	51%	60"	28-3/16" x 32-3/4"	43-3/16" x 15"	26-3/16" x 32-3/4"
SB-R-60-STD-DRW	912	1,399	53%	60"	28-3/16" x 32-3/4"	43-3/16" x 15"	26-3/16" x 32-3/4"


11' Service Bodies

Model	DuraMag Aluminum Weight (lbs)	Typical Steel Weight (lbs)	% Lighter Than Steel	Cab to Axle	Compartment Door Frame Opening Clearance		
					Front	Middle	Rear
SB-R-84-STD-DRW	1,124	1,704	52%	84"	52-3/16" x 32-3/4"	43-3/16" x 15"	26-7/16" x 32-3/4"

All specifications subject to change without notice.

For more dimension specifications, visit our website at DuraMagBodies.com/service-bodies

STANDARD FEATURES



Strongest Understructure in the Industry



Center Compartment with Drop-down Door (showing Double Walled Doors)



Pass Thru Compartment Shown Between Front and Middle Boxes



Tread Plate Splash Guards on Front Wall




LED Ultra-thin 6" Round Stop/Tail/Turn/Backup Body Lights

SERVICE BODY OPTIONS



MAG-LOG Keyless Locking System




Magnum Rack with Optional Lights



Standard Canopy



Bumpers - Lighted & Non-lighted



Traditional Rod Lock System



Roll-up Tonneau Covers



Slide-out Tool Boxes



Strobe Lights



Flip Top Compartments



E-Track

Visit our website at DuraMagBodies.com for additional options »

FREIGHT NOT
INCLUDED IN
PRICE OF UNIT.
FREIGHT WILL
BE BILLED UPON
PURCHASE.