

TAILGATE SPREADERS

Horizontal Auger Feed




TGS07 shown

OPTIONAL ACCESSORIES

Additional Accessories pg. 9

Bumper Extensions

Vibrator Kits



PART NO.	DESCRIPTION
3038518	Bumper Extender for TGS03
3038520	Bumper Extender for TGS07

Use bumper extensions to mount TGS03 & TGS07 spreaders on trucks with flared tailgates

PART NO.	DESCRIPTION
3028195	80 lb Vibrator Kit for TGS02
3008241	80 lb Vibrator Kit for TGSUV1B/PROA/5B
3020340*	200 lb Vibrator Kit for TGS03
3007416	200 lb Vibrator Kit for TGS07 (Included with TGS07)

*TGS03 requires optional vibrator for bulk sand and salt / sand mix

TAILGATE SPREADERS

Gravity / Vertical Auger Feed



TGS01B shown

OPTIONAL ACCESSORIES

Additional Accessories pg. 9

Wintergate Spreader Mount



PART NO.	DESCRIPTION
025000A	Wintergate Spreader Mount for TGS05B

Conversion Kit



- Control from cab
- Variable speed
- Higher HP

PART NO.	DESCRIPTION
3005423	Conversion Kit, TGSUV1B to TGSUVPROA

Auger for Fine Material



PART NO.	DESCRIPTION
3016231	Fine Material Auger for TGS05B*
3016233	Fine Material Auger for TGSUVPROA* / TGS01B*

*Required to use Ice Melt with these spreaders

TAILGATE SPREADERS COMPARISON CHART

PART NO.	CAPACITY CU. FT.	SPREAD (FT)	IDEAL USE	VEHICLE APPLICATION	SPINNER	RECEIVER HITCH	DIMENSIONS (H X W X L)	WT. (LB)
TGSUV1B	4.41	14	Residential	SUVs, 1/2, and 3/4 ton trucks	9" Poly	1-1/4" & 2", Class 3 or 4	40.5" x 22.5" x 20.5"	68
TGSUVPROA	4.41	3-30	Residential / Light Commercial	SUVs, 1/2, and 3/4 ton trucks	9" Poly	2", Class 4	40.5" x 22.5" x 20.5"	74
TGS02	4.0	3-30	Residential / Light Commercial	SUVs, 1/2, and 3/4 ton trucks	9" Poly	2", Class 4	32" x 30" x 22"	64
TGS03	8.0	3-30	Commercial	1/2 and 3/4 ton trucks	12" Poly	2", Class 4	45" x 38" x 30"	160
TGS01B	8.0	3-30	Commercial	1/2, 3/4 and 1 ton trucks	9" Poly	1-1/4" & 2", Class 4	45.7" x 29.7" x 30.3"	135
TGS05B	10.79	3-30	Commercial	3/4 and 1 ton trucks	9" Poly	2", Class 4	40.1" x 54.3" x 27.3"	212
TGS06	10	3-30	Commercial	3/4 and 1 ton trucks	9" Poly	2", Class 4	40" x 63" x 27"	160
TGS07	11	3-30	Commercial	3/4 and 1 ton trucks	12" Poly	2", Class 4	46" x 53" x 31.5"	230

TAILGATE ACCESSORIES

Wintergate Spreader Mount



PART NO.	DESCRIPTION
025000A	Wintergate Spreader Mount for TGS01B/5B

Vibrator Kits



PART NO.	DESCRIPTION
3028195	80 lb Vibrator Kit for TGS02
3008241	80 lb Vibrator Kit for TGSUV1B/PROA/5B
3020340	200 lb Vibrator Kit for TGS03

Conversion Kit



PART NO.	DESCRIPTION
3005423	Conversion Kit, TGSUV1B to TGSUVPROA

Stake Pocket Anchor Kit & Receiver Tube



PART NO.	DESCRIPTION
0207005	2" Receiver Tube Spreader Mount for TGS01B/5B
3012415	Stake Pocket Anchor Kit for TGS01B

Auger for Fine Material



PART NO.	DESCRIPTION
3016231	Fine Material Auger for TGS05B
3016233	Fine Material Auger for TGSUVPROA & TGS01B

Bumper Extensions



PART NO.	DESCRIPTION
3038518*	Bumper Extension for TGS03
3038520*	Bumper Extension for TGS07

*Mount TGS03/07 spreaders on trucks with flared tailgates

COMMERCIAL GRADE PRO SERIES ELECTRIC POLY SPREADERS

5-1/4 Inch Auger or 12 Inch Pintle Chain Feed



2-YEAR WARRANTY
on all
PRO Series
Spreaders



PRO2500 shown

COMMON FEATURES

Spread Range: 5-30 feet

Construction: Patented double-wall poly hopper

- Additional Features:**
- Top screen
 - Chute adjusts to 3 positions
 - Stainless steel inverted V
 - Swing-away chute for bulk unloading

INCLUDED ACCESSORIES

- Tarp
- Tie-downs kit
- 12V vibrator rated at 200 lb

CONTROLLER

Variable speed controller

- Independent auger / conveyor and spinner control
- Vibrator control



3016934

OPTIONAL ACCESSORIES



PART NO.	DESCRIPTION
3034577	EZ Lids™ for PRO2000 / PRO2000CH



PART NO.	DESCRIPTION
LS13	Pre-Wet System with 60 Gallon Tank for PRO2000 and PRO2500 Series

See pg. 52-59 for details

ELECTRIC POLY SPREADERS

2-1/2 Inch Auger Feed



2-YEAR WARRANTY
on all SHPE Spreaders



SHPE2000 shown with EZ Lids™

COMMON FEATURES

Spread Range: 5-30 feet

Feed Mechanism: 2-1/2 inch stainless steel auger and trough

Motor: Two 12V direct drive gear motors
(1/2 HP for auger, 1/4 HP for spinner)

Construction: Patented double-wall poly hopper

- Additional Features:**
- Top screen
 - Removable spinner assembly
 - Independent direct drive auger and spinner motors

INCLUDED ACCESSORIES

- 200 lb vibrator
- Fitted tarp
- Tie-downs
- Remote auger bearing grease kit

CONTROLLER

Variable speed controller

- Vibrator On/Off switch with pause button
- Independent auger and spinner controls
- Auto reverse functionality to help clear auger jams



3014199

OPTIONAL ACCESSORIES



PART NO.	DESCRIPTION
3034577	EZ Lids™ for SHPE2000 Series (2018+ Models)



LS6 (Mounted on SHPE1500)



LS14 (Mounted on SHPE2000)

PART NO.	DESCRIPTION
LS6	Pre-Wet System with 30 Gallon Tank for SHPE1500 and SHPE2000 (Pre-2018 Models)
LS14	Pre-Wet System with 60 Gallon Tank for SHPE2000 (2018+ Models)

See pg. 52-59 for details

GAS SLIDE-IN SPREADERS

12 Inch Pintle Chain Feed



1400050SS shown

COMMON FEATURES

Spread Range: 5-30 feet

Feed Mechanism: 12 inch wide all steel pintle chain conveyor

Conveyor Gear Case: Gear ratio is 20:1 with 1 inch input shaft and 1-1/8 output shaft on tapered roller bearings

Feedgate: Lever operated with friction lock for accurate adjustment

Motor: Two 12V direct drive gear motors (3/4 HP for chain / auger and 1/2 HP for spinner)

Application: 3/4, 1 ton pickup, flatbed or dump truck

Additional Features:

- Top screen
- Stainless steel adjustable inverted V

CONTROLLER

In-cab controller

- Automatic choke
- Electric clutch
- In-cab throttle with hold
- Material "blast" function
- Built-in circuit breaker



3010390

OPTIONAL CONTROLLER

Wireless kit allows any SaltDogg gas spreader to be converted to wireless operation (Replaces 3010390)

- Full control of clutch, throttle with easy to use battery powered key fob
- Receiver module is powered by spreader battery for complete independence from the vehicle
- No connections to the truck wiring or battery and no harnesses to run



3045818



1400050SS

STAINLESS STEEL MODELS

1.5 cubic yards
6 feet

1400200SS
Standard Chute Model
1400250SS
Extended Chute Model

2 cubic yards
8 feet

1400050SS
Standard Chute Model
1400100SS
Extended Chute Model

2.5 cubic yards
10 feet

1400300SS
Standard Chute Model
1400350SS
Extended Chute Model

Optional 6 inch Side Extensions, for 8 foot models add 0.6 cubic yards (3020766)
Optional 12 inch Side Extensions, for 8 foot models add 1.2 cubic yards (1493501SS)
Optional 12 inch Side Extensions, for 10 foot models add 1.5 cubic yards (1493550SS)

Bulk Salt	Bulk Sand	Bagged #1 Rock Salt	50 / 50 Salt / Sand
✓	✓	✓	✓

OPTIONAL ACCESSORIES

Tie Downs & Tarps



PART NO.	DESCRIPTION
1491701	Tarp for 1.5 Cubic Yard Models
1491501	Tarp for 2 Cubic Yard Models
1491301	Tarp for 2.5 Cubic Yard Models
1496505	Nylon Ratchet Strap Mounting Kit

Tarps are not for Poly V-Box Spreaders

Pre-Wet Systems (see pg. 52 for details)



LS7 Pre-Wet System

PART NO.	DESCRIPTION
LS7	Pre-Wet System for 1400 Series


See pg. 52-59 for details

0.75 - 2.5 CUBIC YARD SPREADER **ACCESSORIES**

Pre-Wet Systems (see pg. 52-59 for details)



LS6 (Mounted on SHPE1500)



LS7 (Mounted on 1400100SS)



LS13 (Mounted on PRO2000)

PART NO.	DESCRIPTION	APPLICATION
LS6	Electric 30 Gallon Tank System (Poly Spreaders)	SHPE1000 / SHPE1500
LS7	Electric 30 Gallon Tank System (Steel / Stainless Spreaders)	1400 Series
LS8	Electric (2) 30 Gallon Tank System (Steel / Stainless Spreaders)	1400 Series
LS13	Electric 60 Gallon Tank System (Poly Spreaders)	PRO2000 Series
LS14	Electric 60 Gallon Tank System (Poly Spreaders)	SHPE1500 / SHPE2000

EZ Lids™ for SHPE2000 / PRO2000



EZ Lids™ shown on PRO2000

- Helps keep moisture and debris out of your hopper to keep your material pure
- Durable poly construction won't corrode and resists wear and tear
- Easily attaches to SaltDogg® SHPE2000 (2018+) and PRO2000 series spreaders using the included mounting hardware

PART NO.	DESCRIPTION
3034577	EZ Lids™ for SHPE2000 and PRO2000 Series (2018+ Models)

Tie Downs & Tarps



PART NO.	DESCRIPTION
1491701	Tarp for 1.5 cubic yard Gas V-Box Spreaders
1491501	Tarp for 2 cubic yard Gas V-Box Spreaders
1491301	Tarp for 2.5 cubic yard Gas V-Box Spreaders
1496505	Nylon Ratchet Strap Mounting Kit (4 Straps)

Ultra Bright 5" LED Flood Light



- 3,780 lumens
- 14 clear LEDs
- 10mm stud stainless steel

PART NO.	DESCRIPTION
1492127	5" Round LED Flood Light

Additional lighting options and details on pg. 58

MID-SIZE SPREADERS ACCESSORIES

Spreader Stands



- Available in black powder-coated or hot-dipped galvanized steel
- Simplifies loading, unloading and storage of your mid-size SaltDogg® spreader
- Adjustable legs to accommodate your bed height
- Built-in rollers make loading and unloading your spreader simple and smooth
- Sturdy 1/4 in. structural steel tubing for durability



PART NO.	DESCRIPTION
3050559*	Spreader Stand, Black Powder-Coated for 8ft.-10ft. Mid-size Spreaders
3050560*	Spreader Stand, Galvanized for 8ft.-10ft. Mid-size Spreaders
3046442*	Spreader Stand, Stainless Steel for 8ft.-10ft. Mid-size Spreaders

Hydraulic Spreader Control Kit



- 3 function controller with LED display: spinner, auger-conveyor, electric pre-wet
- Enclosed proportional valves
- Adjustable 1-30 second material blast
- Wire harness
- Garmin™ GPS plug-in antenna (sold separately)

PART NO.	DESCRIPTION
HV715EPG	Elec-Hyd Spreader Control Kit, 7 GPM Spinner / 15 GPM Auger-Conveyor

Ratchet Straps



PART NO.	DESCRIPTION
1496505	Nylon Ratchet Strap Mounting Kit (4 Straps to a Set)

Cab Guard



PART NO.	DESCRIPTION
1497051	Cab Guard, Stainless Steel (70" x 22" x 51"), for 3.5-5.0 cu. yd. Models

Dump Body Tailgate Latch



3008560

- 3" structural steel channel
- 1.25" pins
- Black powder-coated finish or stainless steel

PART NO.	DESCRIPTION
3008560	Steel Dump Body Tailgate Lock Kit
3036588	Stainless Steel Dump Body Tailgate Lock Kit

HYDRAULIC MUNICIPAL SPREADERS

24 Inch Pintle Chain Feed with 3/8 Inch Crossbars



Shown with optional 3025885 spreader stand

COMMON FEATURES See pg. 60 - 61 for full product listing

Capacity: 6 - 20 cubic yards / 9 - 15 feet

Application: Minimum 26,000 lb GVW

Spread Range: 2-40 feet

Feed Mechanism: 24 inch wide conveyor with 3/8 inch crossbars

Construction: 304 stainless steel hopper

Motor: Two independent direct-drive hydraulic motors

- Additional Features:**
- Adjustable feedgate
 - Choice of three gear box ratios: 50:1, 25:1, 6:1
 - 2 inch drive shaft and bearings with 8-tooth sprockets
 - 1-1/2 inch spring loaded idler shaft and bearings with 8-tooth sprockets
 - Quick release hinged chute (no tools needed)
 - Hinged top screens, 3/8 inch bars on 2-1/2 inch openings
 - Stainless steel inverted V
 - 20 inch poly spinner disc

OPTIONS

- Stainless steel drag chain
- Speed sensing motors
- Front discharge
- Airport runway spinner assemblies
- Hopper tailgate for bulk unloading
- Galvanized or stainless steel top screens
- Rear hopper spoiler

HYDRAULIC MUNICIPAL SPREADERS

7 Inch Auger Feed or Dual 7 Inch Auger Feed



Dual 7" Hard Faced Augers



High Torque Auger Motor



2" Auger Bearing



Optional Rubber Side Deflectors
Part No. 1492144



Shown with optional 3027468 spreader stand, crank chute kit 3020626, platform ladder 3048843, LS20 Pre-Wet System, and 8891167 lightbar

COMMON FEATURES *See pg. 61 for full product listing*

Capacity: 7 - 10 cubic yards /10 - 14 feet

Application: Minimum 26,000 lb GVW

Spread Range: 2-30 feet

Feed Mechanism: Single 7 inch diameter, variable-pitch hard faced auger
Dual 7 inch diameter, variable-pitch hard faced augers

Construction: 304 stainless steel hopper

Motor: Two independent, direct-drive hydraulic motors

Additional Features:

- Adjustable height spinner chute
- Hinged top screens with 4 inch peak, 3/8 inch bars on 2-1/2 inch openings
- Quick release hinged chute (no tools needed)
- Stainless steel inverted V
- 18 inch poly spinner disc

OPTIONS

- Tilt up spinner chute
- Stainless steel top screens
- Speed sensing motors
- Slurry tube
- Rear hopper spoiler
- Stainless steel front spill shield
- 3.6:1 in-line planetary drive
- Front / rear spill shields
- Rubber side deflectors

ELECTRIC MUNICIPAL SPREADERS

24 Inch Pintle Chain Feed with 1/4 Inch Crossbars



Shown with optional 3025885 spreader stand

COMMON FEATURES *See pg. 61 for full product listing*

Capacity: 7 - 10 cubic yards / 10 - 14 feet/

Application: Minimum 26,000 lb GVW

Spread Range: 2-30 feet

Feed Mechanism: 24 inch wide conveyor with 1/4 inch crossbars

Construction: 304 stainless steel hopper

Motor: 12V-powered electric drive with independent conveyor and spinner motors

- Additional Features:**
- Quick release hinged chute
 - Hinged top screens
 - Stainless steel inverted V
 - 20 inch poly spinner disc

CONTROLLER

Variable speed controller

- Independent auger / conveyor and spinner control
- Vibrator control



3016934

OPTIONS

- Stainless steel drag chain
- Stainless steel top screens
- Hopper tailgate for bulk unloading

MUNICIPAL SPREADER OPTIONS AND ACCESSORIES

Spreader Stands



3025887



3027468

PART NO.	DESCRIPTION
3038266	Spreader Stand, 9ft., Black Powder-Coated
3025885	Spreader Stand, 10ft.-11ft., Black Powder-Coated
3025886	Spreader Stand, 12ft.-13ft., Black Powder-Coated
3025887	Spreader Stand, 14ft.-15ft., Black Powder-Coated
3038267	Spreader Stand, 9ft., Galvanized
3027468	Spreader Stand, 10ft.-11ft., Galvanized
3027469	Spreader Stand, 12ft.-13ft., Galvanized
3027470	Spreader Stand, 14ft.-15ft., Galvanized
3037102	Spreader Stand 10ft.-11ft., Stainless Steel
3038085	Spreader Stand 14ft.-15ft., Stainless Steel

Dump Body Tailgate Lock Kits



3008560

- 3" structural steel channel
- 1.25" pins
- Black powder-coated finish or stainless steel

PART NO.	DESCRIPTION
3008560	Steel Dump Body Tailgate Lock Kit
3036588	Stainless Steel Dump Body Tailgate Lock Kit

30 Gallon 6 Function Central Hydraulic System



- In-cab controllers
- Full color TFT-LCD touchscreen display
- High quality 304 stainless steel reservoir stands up to salt and weather

PART NO.	DESCRIPTION
6383060	30 Gallon 6 Function Central Hydraulic System without GPS
6383061	30 Gallon 6 Function Central Hydraulic System with GPS

Fast Fill Kit / Fresh Water Flush Kit



3048118



3050253

PART NO.	DESCRIPTION
3048118	Fast Fill Kit
3050253	Fresh Water Flush Kit

Slurry Tube Kit

PART NO.	DESCRIPTION
3048652	Slurry Tube Kit for SaltDogg® Municipal Auger Spreaders

Remote Grease Kit & Chain Lubricator Kit



3037781 (Remote Grease Kit)




3020625 (Stainless Steel Chain Lubricator Kit)

PART NO.	DESCRIPTION
3037781	Remote Grease Kit, 3-Point
3020625	Chain Lubricator Kit, Stainless Steel

Spreader Full Size Ladder & Spill Shield



3022060



3022963

PART NO.	DESCRIPTION
3022060	Folding Stainless Steel Spreader Ladder, Full Size
3048843	Stainless Steel Platform Ladder
3022963	12" Front Spill Shield/Cab Shield
3048007	24" Front Spill Shield/Cab Shield

Spreader Chute Accessories



3026067 (Lane Changing Chute)



3020626 (Crank)

PART NO.	DESCRIPTION
3020626	Crank Up Chute Kit
3026067	12V Powered Lane Changing Chute, In-Cab Controls with Gas Spring Flip-Up
3020704	16" Chute Extension, Stainless Steel for Taller Mounting Heights

Pre-Wet Systems (see pg. 52 and 55 for details)



LS4H (Mounted on 1490757SSE)



LS10 (Mounted on 1451057SSH)

PART NO.	DESCRIPTION
LS4/LS4H	Electric or Hydraulic 105 Gallon Tank System
LS5/LS5H	Electric or Hydraulic (2) 105 Gallon Tank System
LS10/LS10H	Electric or Hydraulic (2) 400 Gallon Tank System
LS20/LS20H	Electric or Hydraulic (2) 210 Gallon Tank System

HIGHLIGHTS



Cross member-free design makes the unit easy to clean with a low center of gravity that reduces strain on the vehicle



A high speed conveyor chain feed, 14-1/2" wide conveyor with 1/4" bars



Double-acting Mailhot® nitrided cylinder for powerful and reliable lifting and lowering



Removable spinner assembly for easy switch between spreader and dump applications

AVAILABLE OPTIONS

- Cab Shield: 1/4 or Half
- Top Screens
- Tarp Systems
- Pre-Wet (LS15, LS15H)
- Central Hydraulics
- 72" Truck Box



Shown with optional DTR tarp kit



Cab shield 9331018



Shown with 72" truck box 1751651



Integrated pre-wet system with LS15 (twin 80 gallon tanks)

HIGHLIGHTS




Unique, roll-formed sides and cross member-less design



"Hex flow" chute and 24 inch spinner with adjustable baffles for optimal spread pattern



Mailhot® multi-stage, double-acting, nitrified cylinder, trunnion-mounted hoist



Dual air tailgate cylinders standard

AVAILABLE OPTIONS



Cab shield with Tarp System

- Cab Shield: Half or Full Length
- Ladder
- Top Screens
- Electric Tarp
- Under Chain Floor Pan
- Front Discharge

- Anti-Ice
- Central Hydraulics
- Full Length Fenders
- Pre-Wet Systems: (LS11, LS11H, LS12, LS12H)



Ladder shown extended down



30.25" wide conveyor with 1/2" bars



Dual 7" auger drive

OR



LS11 (MDS Mount two, 160 gal.)



LS12 (Behind Cab Mount 120 gal.)

OPTIONS

MICRO-TRAK® ROADMASTER™ (Sold Separately)



9021000

- Set application rate and go! System uses ground speed (based off GPS) to determine appropriate liquid application
- High contrast Liquid Crystal Display with large easy-to-read numbers
- Heavy-duty rotary switch for quick function selection
- Includes Garmin® Astro™ 5 GPS Ground Speed Sensor
- 3 integrated boom section on/off switches
- Blast button for quick blast of liquid
- Keylock lockout switch allows supervisor to prevent unauthorized changes to calibration settings or data counters
- Includes all needed mounting hardware
- **VRA/AVL Communications:** Variable Rate Application capability allows rate control or data logging via external device

PART NO.	DESCRIPTION
9021000	Micro-Trak® Roadmaster™

5-SWITCH PREWIRED PANEL (Sold Separately)



3034457

- Allows left, center, and right boom sections to be controlled independently
- Includes a master on/off switch and 2 additional auxiliary switches
- **For use with manual hydraulic and gas systems**

PART NO.	DESCRIPTION
3034457	5-Switch Prewired Panel

PROPORTIONAL CONTROL VALVE AND ELECTRIC IN-CAB CONTROLLER FOR HYDRAULIC SYSTEMS

If the vehicle's current hydraulic system does not have a proportional control valve, Buyers Products offers part number **LSV12** Proportional Liquid Spray Valve as a retro-fit. Additionally, the Buyers Products part number **WSE1** In-Cab Controller is recommended to electronically operate the valve from the cab in order complete the system.



LSV12



WSE1

PART NO.	DESCRIPTION
LSV12	Proportional Liquid Spray Valve

PART NO.	DESCRIPTION
WSE1	SaltDogg® Liquid Spray System Controller

HOSE REEL KITS



3035046

For Larger Volume Systems

- 50 ft hose on spring-loaded, retractable reel
- Includes gun and adjustable nozzle
- Includes hardware needed to plumb to hydraulic and gas systems
- **Works with all 1-3 lane stainless steel spray bar systems**

PART NO.	DESCRIPTION
3035046	Hose Reel Kit for Larger Volume Systems



3039076

For Smaller Volume Systems

- 50 ft hose on spring-loaded, retractable reel
- Includes gun and adjustable nozzle
- **For use with 550 gallon gas and all electric pickup systems** (6191120, 6191121, 6190110, 6190120, 6190150, 6190160, and 6190170)

PART NO.	DESCRIPTION
3039076	Hose Reel Kit for Smaller Volume Systems

3-WAY LOADING VALVE



3038494

- Allows the tank to be filled through the bottom output port

PART NO.	DESCRIPTION
3038494	3-Way Loading Valve

PVC SPRAY BAR AUXILIARY MOUNTING KIT



3038505

- Allows 1 lane PVC spray bar to be mounted on frame without using the vehicle receiver tube
- Mounting hardware included
- For use with 6191120, 6191121

PART NO.	DESCRIPTION
3038505	PVC Spray Bar Auxiliary Mounting Kit

PRE-WET SYSTEMS

LIQUID SPRAY CONTROL SYSTEM (NO TANK / RESERVOIR)

System Includes

- All needed hoses, fittings, valves, and clamps
- Pre-plumbed/pre-wired pump enclosure with:
 - 12V, 3 GPM diaphragm pump
 - Pressure switch (to activate low/high pressure buzzer)
- Pre-Wet System Electric In-Cab Controller (WSE1/WSE75) with wiring harness



WSE1 - Electric Controller

PART NO.	DESCRIPTION
LS2	12 VDC Pre-Wet Kit (No Reservoir or Tank Included)

30 GALLON TANK, V-BOX MOUNTED SYSTEMS

System Includes

- Tank(s) with:
 - Stainless steel mounting bracket and hardware
 - Tie down strap(s) (for mounting)
 - All needed hoses, fittings, valves, and clamps
 - Pre-plumbed/pre-wired pump enclosure with:
 - 12V, 3 GPM diaphragm pump*/ 4.5 GPM hydraulic pump**
 - Proportional valve**
 - Pressure switch (to activate low/high pressure buzzer)
 - Pre-Wet System Electric In-Cab Controller (WSE1*/WSE75**) with wiring harness
- *Electric only, **Hydraulic only*



LS6 (Mounted on SHPE1500)



3036808

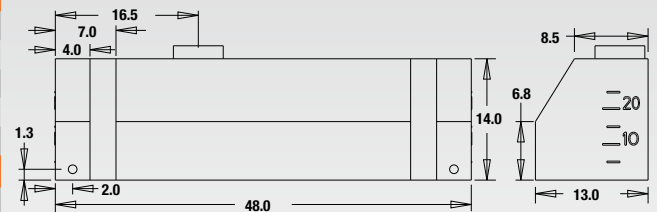


WSE1 - Electric Controller



WSE75 - Hydraulic Controller

PART NO.	DESCRIPTION			
LS6	Electric 30 Gallon Tank System, (Poly Spreaders)			
LS16	Electric 30 Gallon Tank System, (Steel / Stainless Spreaders)			
LS16H	Hydraulic (2) 30 Gallon Tank System, (Steel / Stainless Spreaders)			
LS17	Electric (2) 30 Gallon Tank System, (Steel / Stainless Spreaders)			
LS17H	Hydraulic (2) 30 Gallon Tank System, (Steel / Stainless Spreaders)			
PART NO.	DESCRIPTION	DIMENSIONS (L X W X H)	PORTS	WT (LB)
3036808	Tank Only	48" x 13" x 15.5"	(2) 3/4" NPT Ports	116.4



60 GALLON TANK, V-BOX MOUNTED SYSTEMS

System Includes

- Tank(s) with:
 - Stainless steel mounting bracket and hardware
 - Tie down strap(s) (for mounting)
- All needed hoses, fittings, valves, and clamps
- Pre-plumbed/pre-wired pump enclosure with:
 - 12V, 3 GPM diaphragm pump
 - Pressure switch (to activate low/high pressure buzzer)
- Pre-Wet System Electric In-Cab Controller (WSE1) with wiring harness



Part No. LS13 & LS14 - 60 gal. pre-wet system for PRO Series and SHPE2000

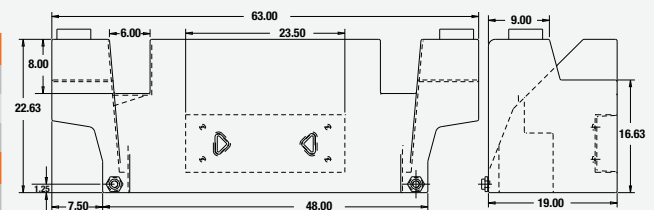


3040055



WSE1 - Electric Controller

PART NO.	DESCRIPTION			
LS13	Electric 60 Gallon Tank System for PRO2000 and PRO2500 Series			
LS14	Electric 60 Gallon Tank System for SHPE2000 (2018+ Models)			
LS18	Electric 60 Gallon Tank System for SHPE1500 (2021+ Models)			
PART NO.	DESCRIPTION	DIMENSIONS (L X W X H)	PORTS	WT (LB)
3040055	Tank Only	69" x 19" x 23"	3/4" NPT Port	46.5



See pg. 59 - 63 for full product listing

105 GALLON TANK, V-BOX MOUNTED SYSTEMS

System Includes

- Tank(s) with:
 - Stainless Steel Mounting Bracket and Hardware
 - Tie Down Strap(s) (for mounting)
 - All Needed Hoses, Fittings, Valves, and Clamps
 - Pre-Plumbed/Pre-Wired Pump Enclosure with:
 - 12V, 3 GPM Diaphragm Pump*/ 4.5 GPM Hydraulic Pump**
 - Proportional Valve**
 - Pressure Switch (to activate low/high pressure buzzer)
 - Pre-Wet System Electric In-Cab Controller (WSE1*/WSE75**) with Wiring Harness
- *Electric Only, **Hydraulic Only



LS4 & LS5 (6-20 cy V-Box Mount 105 gal.)



used on LS4 & LS5

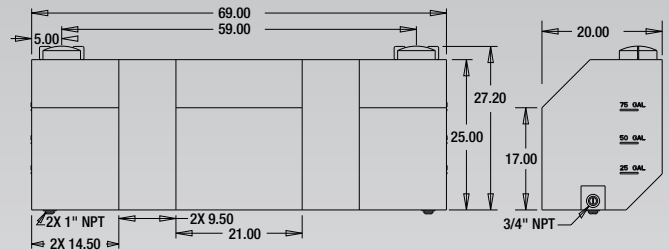


WSE1 - Electric Controller



WSE75 - Hydraulic Controller

PART NO.	DESCRIPTION	DIMENSIONS (L X W X H)	PORTS	WT (LB)
LS4	Electric 105 Gallon Tank System			
LS4H	Hydraulic 105 Gallon Tank System			
LS5	Electric (2) 105 Gallon Tank System			
LS5H	Hydraulic (2) 105 Gallon Tank System			
PART NO.	DESCRIPTION	DIMENSIONS (L X W X H)	PORTS	WT (LB)
3010816	Tank Only	63" x 20" x 26.5"	(2) 3/4" NPT Ports, (2) 1" NPT Ports	62



160 GALLON TANK, MDS-MOUNTED SYSTEM

System Includes

- Tank(s) with:
 - Mounting Bracket and Hardware
 - Stainless Steel Tank Strap
 - All Needed Hoses, Fittings, Valves, and Clamps
 - Pre-Plumbed/Pre-Wired Pump Enclosure with:
 - 12V, 3 GPM Diaphragm Pump*/ 4.5 GPM Hydraulic Pump**
 - Proportional Valve**
 - Pressure Switch (to activate low/high pressure buzzer)
 - Pre-Wet System Electric In-Cab Controller (WSE1/WSE75) with Wiring Harness
- *Electric Only, **Hydraulic Only



WSE1 - Electric Controller

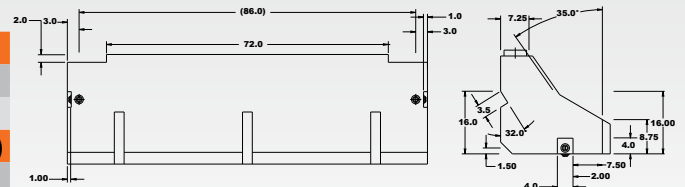


WSE75 - Hydraulic Controller

PART NO.	DESCRIPTION	DIMENSIONS (L X W X H)	PORTS	WT (LB)
LS11	Electric (2) 160 Gallon Tank System			
LS11H	Hydraulic (2) 160 Gallon Tank System			
PART NO.	DESCRIPTION	DIMENSIONS (L X W X H)	PORTS	WT (LB)
3032330	Tank Only	92" x 26" x 25"	3/4" NPT Ports, (2) 1" NPT Ports	87



LS11 (MDS Mount two, 160 gal.)



TWIN 80 GALLON TANK, MEDIUM DUTY DUMP SPREADER-MOUNTED SYSTEM

System Includes

- Tank(s) with:
 - Mounting Bracket and Hardware
 - Stainless Steel Tank Strap
 - All Needed Hoses, Fittings, Valves, and Clamps
 - Pre-Plumbed/Pre-Wired Pump Enclosure with:
 - 12V, 3 GPM Diaphragm Pump*/ 4.5 GPM Hydraulic Pump**
 - Proportional Valve**
 - Pressure Switch (to activate low/high pressure buzzer)
 - Pre-Wet System Electric In-Cab Controller (WSE1/WSE75) with Wiring Harness
- *Electric Only, **Hydraulic Only



WSE1 - Electric Controller

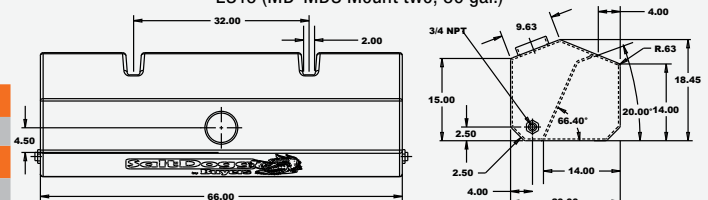


WSE75 - Hydraulic Controller

PART NO.	DESCRIPTION	DIMENSIONS (L X W X H)	PORTS	WT (LB)
LS15	Electric (2) 80 Gallon Tank System			
PART NO.	DESCRIPTION	DIMENSIONS (L X W X H)	PORTS	WT (LB)
3042828	Tank Only	66" x 20" x 18.5"	(2) 3/4" NPT Ports	60



LS15 (MD-MDS Mount two, 80 gal.)



PRE-WET SYSTEMS

400 GALLON TANK, V-BOX MOUNTED SYSTEMS

System Includes

- 2 Tanks with:
 - Stainless Steel Mounting Bracket and Hardware
- All Needed Hoses, Fittings, Valves, and Clamps
- Pre-Plumbed/Pre-Wired Pump Enclosure with:
 - 12V, 3 GPM Diaphragm Pump*/ 4.5 GPM Hydraulic Pump**
 - Proportional Valve**
 - Pressure Switch (to activate low/high pressure buzzer)
- Pre-Wet System Electric In-Cab Controller (WSE1*/WSE75**) with Wiring Harness

*Electric Only, **Hydraulic Only



LS10 (12'+V-Box Mount two, 400 gal.)



used on LS10

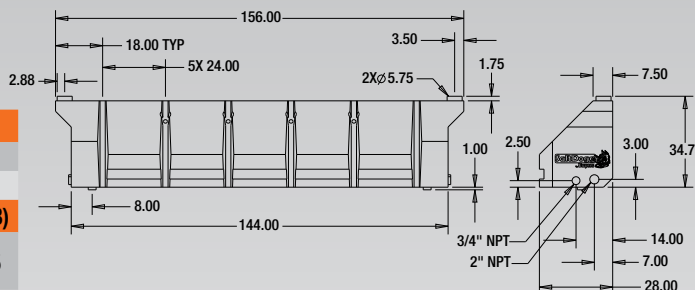


WSE1 - Electric Controller



WSE75 - Hydraulic Controller

PART NO.	DESCRIPTION	DIMENSIONS (L X W X H)	PORTS	WT (LB)
LS10	Electric (2) 400 Gallon Tank System			
LS10H	Hydraulic (2) 400 Gallon Tank System			
PART NO.	DESCRIPTION	DIMENSIONS (L X W X H)	PORTS	WT (LB)
3026538	Tank Only	156" x 28" x 35"	(2) 3/4" NPT Ports, (2) 2" NPT Ports	255.5



210 GALLON TANK, V-BOX MOUNTED SYSTEMS

System Includes

- 2 Tanks with:
 - Stainless Steel Mounting Bracket and Hardware
- All Needed Hoses, Fittings, Valves, and Clamps
- Pre-Plumbed/Pre-Wired Pump Enclosure with:
 - 12V, 3 GPM Diaphragm Pump*/ 4.5 GPM Hydraulic Pump**
 - Proportional Valve**
 - Pressure Switch (to activate low/high pressure buzzer)
- Pre-Wet System Electric In-Cab Controller (WSE1*/WSE75**) with Wiring Harness

*Electric Only, **Hydraulic Only



LS20 (12'+V-Box Mount two, 210 gal.)



used on LS20

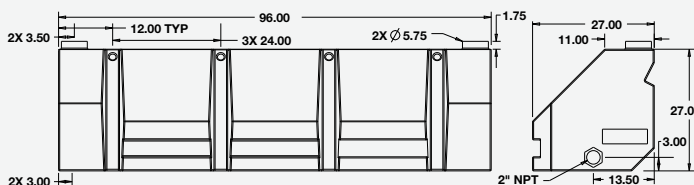


WSE1 - Electric Controller



WSE75 - Hydraulic Controller

PART NO.	DESCRIPTION	DIMENSIONS (L X W X H)	PORTS	WT (LB)
LS20	Electric (2) 210 Gallon Tank System			
LS20H	Hydraulic (2) 210 Gallon Tank System			
PART NO.	DESCRIPTION	DIMENSIONS (L X W X H)	PORTS	WT (LB)
3045375	Tank Only	96" x 27" x 27"	(2) 2" NPT Ports	168



See pg. 59 - 63 for full product listing

30 GALLON TANK, UNDERBODY MOUNTED SYSTEMS

System Includes

- Tanks with:
 - Powder-Coated Steel Mounting Brackets and Hardware
 - Tie Down Straps (for mounting)
 - All Needed Hoses, Fittings, Valves, and Clamps
 - Pre-Plumbed/Pre-Wired Pump Enclosure with:
 - 12V, 3 GPM Diaphragm Pump*/ 4.5 GPM Hydraulic Pump**
 - Proportional Valve**
 - Pressure Switch (to activate low/high pressure buzzer)
 - Pre-Wet System Electric In-Cab Controller (WSE1*/WSE75**) with Wiring Harness
- *Electric Only, **Hydraulic Only



WSE1 - Electric Controller



WSE75 - Hydraulic Controller

PART NO.	DESCRIPTION	DIMENSIONS (L X W X H)	PORTS	WT (LB)
LS9	Electric 30 Gallon Tank System			
LS9H	Hydraulic 30 Gallon Tank System			
PART NO.	DESCRIPTION	DIMENSIONS (L X W X H)	PORTS	WT (LB)
82123909	Tank Only	24" x 19" x 22"	3/4" FPT Port	18
82123919	Tank Only	38" x 19" x 22"	3/4" FPT Port	25
82123929	Tank Only	38" x 30" x 29"	3/4" FPT Port	40



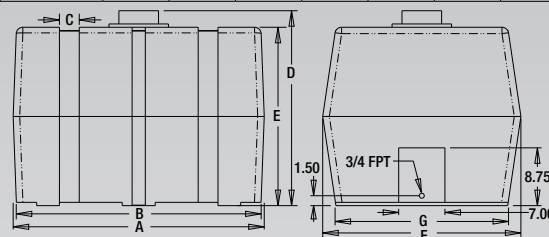
LS9 (Frame Mount 30 gal.)

used on LS9



82123909 82123919 82123929

PART NO.	A	B	C	D	E	F	G
82123909	23	24	2.5	22.5	20	19	18
82123919	38	37	2.5	22.5	20	19	18
82123929	38	37	3	29.5	27	30	26



105 GALLON TANK, TAILGATE MOUNT SYSTEMS FOR UNDER TAILGATE SPREADERS

System Includes

- Tanks with:
 - Stainless Steel Mounting Bracket and Hardware
 - Tie Down Straps (for mounting)
 - All Needed Hoses, Fittings, Valves, and Clamps
 - Pre-Plumbed/Pre-Wired Pump Enclosure with:
 - 12V, 3 GPM Diaphragm Pump*/ 4.5 GPM Hydraulic Pump**
 - Proportional Valve**
 - Pressure Switch (to activate low/high pressure buzzer)
 - Pre-Wet System Electric In-Cab Controller (WSE1*/WSE75**) with Wiring Harness
- *Electric Only, **Hydraulic Only



WSE1 - Electric Controller



WSE75 - Hydraulic Controller

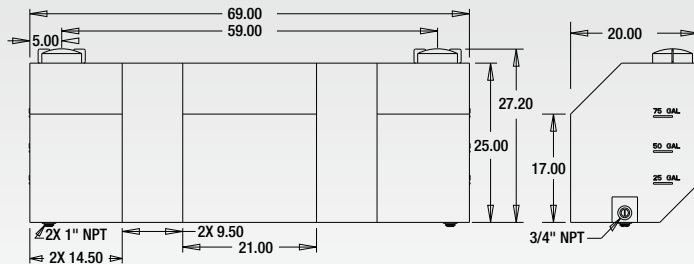
PART NO.	DESCRIPTION	DIMENSIONS (L X W X H)	PORTS	WT (LB)
LS4T	Electric 105 Gallon Tank System			
LS4TH	Hydraulic 105 Gallon Tank System			
PART NO.	DESCRIPTION	DIMENSIONS (L X W X H)	PORTS	WT (LB)
3010816	Tank Only	63" x 20" x 26.5"	(2) 3/4" NPT Ports, (2) 1" NPT Ports	62



LS4T (Dump Tailgate Mount 105 gal.)



used on LS4 & LS5



120 GALLON TANK, BETWEEN CAB & BODY MOUNTED SYSTEM

System Includes

- Tanks with:
 - Stainless Steel Mounting Bracket and Hardware
 - Tie Down Straps (for mounting)
 - All Needed Hoses, Fittings, Valves, and Clamps
 - Pre-Plumbed/Pre-Wired Pump Enclosure with:
 - 12V, 3 GPM Diaphragm Pump*/ 4.5 GPM Hydraulic Pump**
 - Proportional Valve**
 - Pressure Switch (to activate low/high pressure buzzer)
 - Pre-Wet System Electric In-Cab Controller (WSE1*/WSE75**) with Wiring Harness
- *Electric Only, **Hydraulic Only

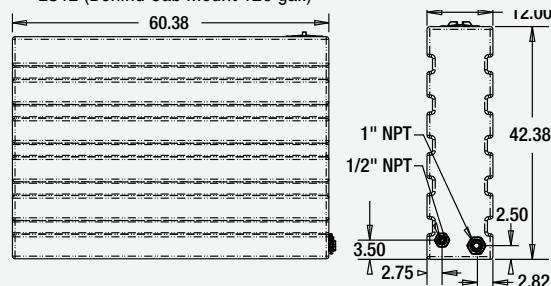
PART NO.	DESCRIPTION	DIMENSIONS (L X W X H)	PORTS	WT (LB)
LS12	Electric 120 Gallon Tank System			
LS12H	Hydraulic 120 Gallon Tank System			
PART NO.	DESCRIPTION	DIMENSIONS (L X W X H)	PORTS	WT (LB)
3030139	Tank Only	60.38" x 12" x 42.38"	1/2" NPT Port, 1" NPT Port	206
3026538	Galvanized frame for 3030139			105



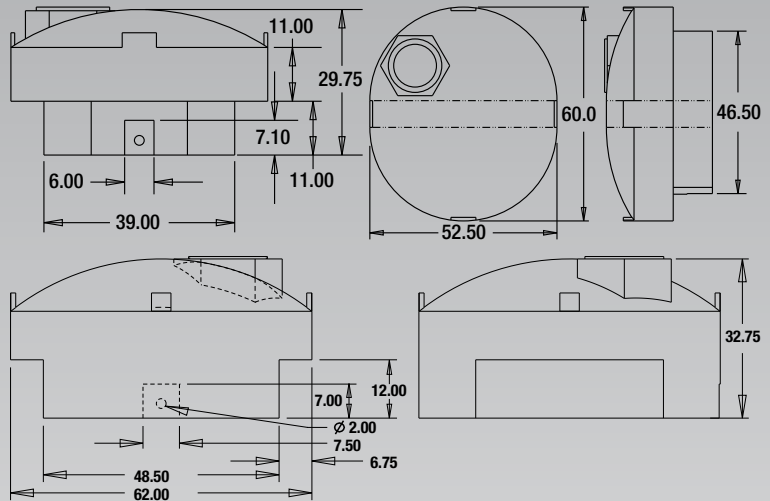
LS12 (Behind Cab Mount 120 gal.)



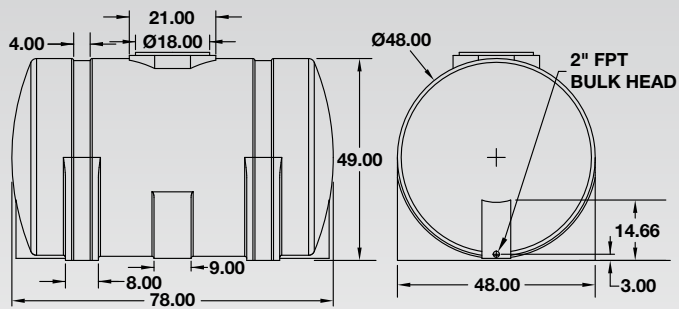
used on LS12



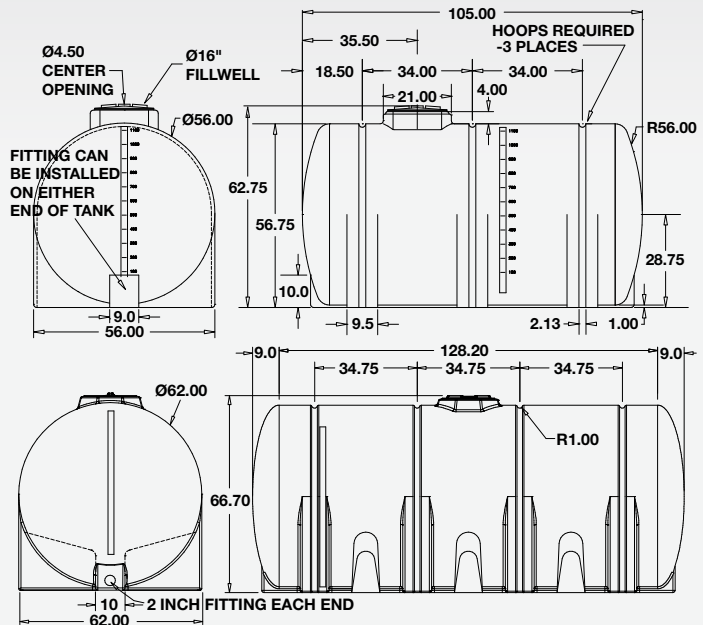
TANKS



PART NO.	CAPACITY	DIMENSIONS (L X W X H)	PORTS	WT (LB)
82124639	210 gal	60" x 52.5" x 29.75"	2" FPT Port	90
82124649	325 gal	63-5/16" x 52.5" x 32.75"	2" FPT Port	110



PART NO.	CAPACITY	DIMENSIONS (L X W X H)	PORTS	WT (LB)
82124269	550 gal	78" x 48" x 49"	2" FPT Port	160



PART NO.	CAPACITY	DIMENSIONS (L X W X H)	PORTS	WT (LB)
3027742	1,065 gal	105" x 56" x 62.75"	2" FPT Port	540
3035110	1,750 gal	146" x 62" x 67"	2" FPT Port	340

DOT LIGHT BARS

(COME FULLY ASSEMBLED)

44" LIGHT BAR KITS



8891144



8891145

PART NO.	DESCRIPTION
8891144 (Round)	(1) 304 Stainless Steel Light Box, Dimension: 44" L x 8" H x 3" D (2) 4" Round STT Lights, 10 Red LEDs (2) 4" Round Strobe Lights, 24 Amber LEDs (3) 2.5" Round Marker Lights, 4 Red LEDs (1) Wire Harness (2) LED Load Equalizers
8891145 (Oval)	(1) 304 Stainless Steel Light Box, Dimension: 44" L x 8" H x 3" D (2) 6" Oval STT Lights, 10 Red LEDs (2) 6" Oval Strobe Lights, 24 Amber LEDs (3) 2.5" Round Marker Lights, 4 Red LEDs (1) Wire Harness (2) LED Load Equalizers

66" LIGHT BAR KITS



8891150



8891168



8891166



8891169



8891167

PART NO.	DESCRIPTION
8891150 (Oval)	(1) 304 Stainless Steel Light Box, Dimension: 66" L x 4" H x 3" D (2) 6.5" Oval STT Lights, 10 Red LEDs (2) 6.5" Oval Strobe Lights, 24 Amber LEDs (3) .75" Round Marker Lights, 3 Red LEDs (1) Wire Harness (2) LED Load Equalizers/Turn Signals
8891166 (Round)	(1) 304 Stainless Steel Light Box, Dimension: 66" L x 8" H x 3" D (2) 4" Round STT Lights, 10 Red LEDs (2) 4" Round Back-Up Lights, 10 Clear LEDs (2) 4" Round Strobe Lights, 24 Amber LEDs (3) 2.5" Round Marker Lights, 4 Red LEDs (1) Wire Harness (2) LED Load Equalizers
8891167 (Round)	(1) 304 Stainless Steel Light Box, Dimension: 66" L x 8" H x 3" D (4) 4" Round STT Lights, 10 Red LEDs (2) 4" Round Strobe Lights, 24 Amber LEDs (3) 2.5" Round Marker Lights, 4 Red LEDs (1) Wire Harness (2) LED Load Equalizers
8891168 (Oval)	(1) 304 Stainless Steel Light Box, Dimension: 66" L x 8" H x 3" D (2) 6" Oval STT Lights, 10 Red LEDs (2) 6" Oval Back-Up Lights, 10 Clear LEDs (2) 6" Oval Strobe Lights, 24 Amber LEDs (3) 2.5" Round Marker Lights, 4 Red LEDs (1) Wire Harness (2) LED Load Equalizers
8891169 (Oval)	(1) 304 Stainless Steel Light Box, Dimension: 66" L x 8" H x 3" D (4) 6" Oval STT Lights, 10 Red LEDs (2) 6" Oval Strobe Lights, 24 Amber LEDs (3) 2.5" Round Marker Lights, 4 Red LEDs (1) Wire Harness (2) LED Load Equalizers

77" LIGHT BAR KITS



8891177



8891178

PART NO.	DESCRIPTION
8891177 (Oval)	(1) 304 Stainless Steel Light Box, Dimension: 77" L x 4" H x 3" D (2) 6.5" Oval Strobe Lights, 24 Amber LEDs (2) 6.5" Oval Back-Up Lights, 10 Clear LEDs (2) 6.5" Oval STT, 10 Red LEDs (3) .75" Round Marker Lights, 3 Red LEDs (1) Wire Harness (2) LED Load Equalizers
8891178 (Oval)	(1) 304 Stainless Steel Light Box, Dimension: 77" L x 4" H x 3" D (4) 6" Oval STT Lights, 10 Red LEDs (2) 6" Oval Strobe Lights, 24 Amber LEDs (3) .75" Round Marker Lights, 3 Red LEDs (1) Wire Harness (2) LED Load Equalizers/Turn Signal

ACCESSORIES

LIGHT OPTIONS FOR SPREADERS

See more at www.buyersproducts.com/electrical-lighting



1492100



1492110



1492111



1492115



1492116



1492127



1492198



Flood Mode

Strobe Mode


1492230



1492128

PART NO.	SIZE	LEDS	AMPS	LUMENS	COLOR	MOUNT	LEAD LENGTH	CONNECTION	WT. (LB)
1492100	5"	-	2.92	-	Clear	8mm Stud	10"	Blunt Cut	2.64
1492110	5"	54	3.0	375	Clear	8mm Stud SST	36"	Blunt Cut	1.63
1492111	5"	54	3.0	375	Amber	8mm Stud SST	36"	Blunt Cut	1.63
1492115	4.6"	6	1.5	1,350	Clear	8mm Stud SST	36"	Blunt Cut	1.20
1492116	4.6"	6	1.5	1,350	Amber	8mm Stud SST	36"	Blunt Cut	1.20
1492127	5"	14	1.83	3,780	Clear	10mm Stud SST	36"	Blunt Cut	1.20
1492198	4"	4	6.6	4,500	Clear	10mm Stud SST	7"	Blunt Cut	3.31
1492230	4.5"	16	6.6	7,421	Clear - Flood Amber - Strobe	10mm Stud SST	20"	Deutsch	1.45
1492128	4.6"	16	2.08	3,120	Clear	10mm Stud SST	36"	Blunt Cut	2.25

Driveway Markers




1308600

- Reflective tape
- 5/16" x 48"
- Pencil end for easy staking
- Rounded end resists splintering

PART NO.	DESCRIPTION
1308600	Orange Markers (36 per Case)

Tie Down Kit



3010548

- Heavy-duty chain and turn buckle tie down kit
- Zinc plated hardware
- Powder-coated brackets

PART NO.	DESCRIPTION
3010548	Heavy-Duty Chain & Turn Buckle Tie Down Kit for 6-20 Cubic Yard Municipal Spreaders