



SaltDogg
by Buyers

SALTDogg® SPREADERS



UPDATED

SHPE1500 ELECTRIC POLY SPREADER

See pages 12-13 for full details

NOTHING WORKS LIKE A DOGG™

Our History



Our Corporate Family of Companies



Founded in 1946, Buyers Products is a fully integrated manufacturer and a leader in the truck equipment industry. Our engineering, manufacturing and assembly operations take place in the USA, under the Buyers family of companies. **Buyers Products' mission is to improve our Customers' profitability and productivity while enhancing the quality of our products and services.**



Buyers Products Company founded by Sam Ruven and Bessie Kleinman as a distributor of driveline components.



Buyers continued to grow its product offerings and build valued relationships with customers and suppliers. Increased demand for products led to the pursuit of supply chain manufacturing solutions.



1992 Buyers acquired Trailer Components Manufacturing (Tracom) for CNC precision machining and tooling, as well as state-of-the-art welding.



1995 Buyers acquired Progressive Powder Coating. Our Nordson automatic powder application booth is used to powder coat our Buyers toolboxes and other truck and trailer accessories.



2002 Buyers moved its corporate headquarters to a brand new 235,000 sq. ft. state-of-the-art office and distribution center.



2004 Buyers acquired Romotech in New Paris, Indiana. Our Ferry Industries Rotospeed molding machines are used to manufacture our poly salt spreaders.



2007 Buyers began manufacturing the SnowDogg stainless steel snowplow at our Mentor, Ohio facility.



2009 Buyers began our operations at Boomerang Rubber, in Botkins, Ohio manufacturing mudflaps, wheel chocks and other rubber truck and trailer accessories.



2013 Buyers acquired an additional 500,000 sq. ft. manufacturing facility in Mentor, Ohio allowing for expansion of our aluminum and stainless steel manufacturing.



2016 Buyers establishes a 22,000 sq ft Engineering Tech Center in Mentor, Ohio. It's multi-use lab, design, training and prototyping space is dedicated to the research and development of innovative product.

**ALL YOUR WORK
TRUCK PRODUCTS
ALL THE TIME.**

2017 Buyers launches new website with business partner portal, to make online ordering and account maintenance easy for customers.



2021 Buyers adds almost 300,000 sq ft of additional, state-of-the-art warehouse and office space to maintain the quick turnaround and competitive value their customers expect.

Tailgate Spreaders.....	Page 4-9
0.75 - 2.5 Cubic Yard Spreaders (Electric/Gas).....	Page 10-17
3 - 6 Cubic Yard Spreaders (Electric).....	Page 20-23
Mid-Size Spreaders (Gas/Electric/Hydraulic).....	Page 24-27
Municipal Spreaders (Electric/Hydraulic).....	Page 30-32
Medium Duty Dump Spreaders.....	Page 34-35
Municipal Dump Spreaders.....	Page 36-37
Under Tailgate Spreaders.....	Page 38-39
Replacement Tailgate Spreaders.....	Page 40-41
Anti-Ice Systems.....	Page 42-49
Walk / Tow Behind Spreaders.....	Page 50
ATV / UTV Spreaders.....	Page 51
Pre-Wet Systems.....	Page 52-55
Accessories.....	Page 57-58
Equipment Specifications.....	Page 59-63

FEATURED PRODUCTS:

PRO Series Electric Poly Spreaders 1.5 Cubic Yards to 6 Cubic Yards

pg. 10-11



SHPE1500 Series Electric Poly Spreaders 2-1/2 Inch Auger

pg. 12-13



Chain and Auger Municipal Spreaders Single or Dual Auger Spreaders

24" Pintle Chain Feed with 1/4" Crossbars

pg. 31-32



TAILGATE SPREADERS

Horizontal Auger Feed




TGS07 shown

OPTIONAL ACCESSORIES

Additional Accessories pg. 9

Bumper Extensions

Vibrator Kits




PART NO.	DESCRIPTION
3038518	Bumper Extender for TGS03
3038520	Bumper Extender for TGS07

PART NO.	DESCRIPTION
3028195	80 lb Vibrator Kit for TGS02
3008241	80 lb Vibrator Kit for TGSUV1B/PROA/5B
3020340*	200 lb Vibrator Kit for TGS03
3007416	200 lb Vibrator Kit for TGS07 (Included with TGS07)

Use bumper extensions to mount TGS03 & TGS07 spreaders on trucks with flared tailgates

*TGS03 requires optional vibrator for bulk sand and salt / sand mix

A Commercial-Duty Spreader



- Horizontal Auger allows use with a wide range of materials while minimizing material waste
- Patented dual shaft gear motor provides improved material control



3011864
Variable Speed In-Cab Controller
with "Blast" and Vibrator Control

Feed Mechanism: Horizontal auger feed (stainless steel trough for TGS03 and TGS07)
Motor: 12V dual shaft gear motor (1/2 HP for TGS07, TGS03 and 1/3 HP for TGS02)
Spread Range: 3-30 feet
Power: Electric
Construction: Poly hopper, powder-coated steel frame
Mount: 2 inch receiver hitches

TGS02

Capacity: 4 cubic feet
Application: SUVs, 1/2, and 3/4 ton trucks

TGS03

Capacity: 8 cubic feet
Application: 1/2 and 3/4 ton trucks

TGS07

Capacity: 11 cubic feet
Application: 3/4 and 1 ton trucks
Includes: 200 lb concealed vibrator

Bulk Salt	Ice Melt	Bagged #1 Rock Salt	50 / 50 Salt / Sand*
✓	✓	✓	✓

TGS02 only handles Ice Melt and Bagged #1 Rock Salt

*Optional vibrator required for bulk sand and salt / sand mix (3020340)
 Optional bumper extension to mount on trucks with flared tailgates (3038518)*

Optional bumper extension to mount on trucks with flared tailgates (3038520)

TAILGATE SPREADERS

Gravity / Vertical Auger Feed



TGS01B shown

OPTIONAL ACCESSORIES

Additional Accessories pg. 9

Wintergate Spreader Mount



PART NO.	DESCRIPTION
025000A	Wintergate Spreader Mount for TGS05B

Conversion Kit



- Control from cab
- Variable speed
- Higher HP

PART NO.	DESCRIPTION
3005423	Conversion Kit, TGSUV1B to TGSUVPROA

Auger for Fine Material



PART NO.	DESCRIPTION
3016231	Fine Material Auger for TGS05B*
3016233	Fine Material Auger for TGSUVPROA* / TGS01B*

**Required to use Ice Melt with these spreaders*

TGSUV1B — Residential Use —
Capacity: 4.4 cubic feet
Motor: 1/8 HP, 12V motor with auxiliary plug adapter
Spread Range: 14 feet
Feed Mechanism: Manual open/close gate with gravity feed
Power: Electric
Construction: Poly hopper, powder-coated steel frame
Mount: 1-1/4 and 2 inch receiver hitches
Application: SUVs, 1/2, 3/4, and 1 ton trucks

Bulk Salt	Ice Melt	Bagged #1 Rock Salt	50 / 50 Salt / Sand
	✓	✓	



TGSUVPROA — Light Commercial Use —
Capacity: 4.4 cubic feet
Motor: 1/2 HP, 12V motor with variable speed controller
Spread Range: 3-30 feet
Feed Mechanism: Gravity feed with vertical auger
Power: Electric
Construction: Poly hopper, powder-coated steel frame
Mount: 2 inch receiver hitches
Application: SUVs, 1/2, 3/4, and 1 ton trucks

Bulk Salt	Ice Melt	Bagged #1 Rock Salt	50 / 50 Salt / Sand
	✓	✓	

**Optional fine auger required for Ice Melt (3016233)*



TGS01B — Commercial Use —
Capacity: 8 cubic feet
Motor: 1/2 HP, 12V
Spread Range: 3-30 feet
Feed Mechanism: Gravity feed with vertical auger
Power: Electric
Construction: Poly hopper, powder-coated steel frame
Mount: Step bumper mount, 2 inch receiver hitches
Application: 1/2, 3/4, and 1 ton trucks

Bulk Salt	Ice Melt	Bagged #1 Rock Salt	50 / 50 Salt / Sand
	✓	✓	

**Optional fine auger required for Ice Melt (3016233)*



TGS05B — Commercial Use —
Capacity: 10.79 cubic feet
Motor: 1/2 HP, 12V
Spread Range: 3-30 feet
Feed Mechanism: Gravity feed with vertical auger
Power: Electric
Construction: Low-profile poly hopper, powder-coated steel frame
Mount: Step bumper mount, 2 inch receiver hitches
Application: 1/2, 3/4, and 1 ton trucks

Bulk Salt	Ice Melt	Bagged #1 Rock Salt	50 / 50 Salt / Sand
	✓	✓	

**Optional fine auger required for Ice Melt (3016231)*



TAILGATE SPREADERS

Gravity / Vibrator Feed



TGS06 shown

TGS06

Bulk Salt	Ice Melt	Bagged #1 Rock Salt	50 / 50 Salt / Sand
✓		✓	

FEATURES

Capacity: 10 cubic feet

Motor: 12V motor housed in sealed chamber

Spread Range: 3-30 feet

Feed Mechanism: Manual open/close gate with gravity feed

Power: Electric

Construction: Poly hopper, powder-coated steel frame

Mount: 2 inch hitch receiver
(Includes universal stake pocket attachment)

Application: 3/4 and 1 ton trucks

CONTROLLER

Variable speed in-cab controller

- Vibrator On/Off switch
- Digital speed display
- Blast button "blasts" extra material where heavy spreading is required



3011864

TAILGATE SPREADERS COMPARISON CHART

PART NO.	CAPACITY CU. FT.	SPREAD (FT)	IDEAL USE	VEHICLE APPLICATION	SPINNER	RECEIVER HITCH	DIMENSIONS (H X W X L)	WT. (LB)
TGSUV1B	4.41	14	Residential	SUVs, 1/2, and 3/4 ton trucks	9" Poly	1-1/4" & 2", Class 3 or 4	40.5" x 22.5" x 20.5"	68
TGSUVPROA	4.41	3-30	Residential / Light Commercial	SUVs, 1/2, and 3/4 ton trucks	9" Poly	2", Class 4	40.5" x 22.5" x 20.5"	74
TGS02	4.0	3-30	Residential / Light Commercial	SUVs, 1/2, and 3/4 ton trucks	9" Poly	2", Class 4	32" x 30" x 22"	64
TGS03	8.0	3-30	Commercial	1/2 and 3/4 ton trucks	12" Poly	2", Class 4	45" x 38" x 30"	160
TGS01B	8.0	3-30	Commercial	1/2, 3/4 and 1 ton trucks	9" Poly	1-1/4" & 2", Class 4	45.7" x 29.7" x 30.3"	135
TGS05B	10.79	3-30	Commercial	3/4 and 1 ton trucks	9" Poly	2", Class 4	40.1" x 54.3" x 27.3"	212
TGS06	10	3-30	Commercial	3/4 and 1 ton trucks	9" Poly	2", Class 4	40" x 63" x 27"	160
TGS07	11	3-30	Commercial	3/4 and 1 ton trucks	12" Poly	2", Class 4	46" x 53" x 31.5"	230

TAILGATE ACCESSORIES

Wintergate Spreader Mount



PART NO.	DESCRIPTION
025000A	Wintergate Spreader Mount for TGS01B/5B

Vibrator Kits



PART NO.	DESCRIPTION
3028195	80 lb Vibrator Kit for TGS02
3008241	80 lb Vibrator Kit for TGSUV1B/PROA/5B
3020340	200 lb Vibrator Kit for TGS03

Conversion Kit



PART NO.	DESCRIPTION
3005423	Conversion Kit, TGSUV1B to TGSUVPROA

Stake Pocket Anchor Kit & Receiver Tube



PART NO.	DESCRIPTION
0207005	2" Receiver Tube Spreader Mount for TGS01B/5B
3012415	Stake Pocket Anchor Kit for TGS01B

Auger for Fine Material



PART NO.	DESCRIPTION
3016231	Fine Material Auger for TGS05B
3016233	Fine Material Auger for TGSUVPROA & TGS01B

Bumper Extensions



PART NO.	DESCRIPTION
3038518*	Bumper Extension for TGS03
3038520*	Bumper Extension for TGS07

*Mount TGS03/07 spreaders on trucks with flared tailgates

COMMERCIAL GRADE PRO SERIES ELECTRIC POLY SPREADERS

5-1/4 Inch Auger or 12 Inch Pintle Chain Feed



2-YEAR WARRANTY
on all
PRO Series
Spreaders



PRO2500 shown

COMMON FEATURES

Spread Range: 5-30 feet

Construction: Patented double-wall poly hopper

- Additional Features:**
- Top screen
 - Chute adjusts to 3 positions
 - Stainless steel inverted V
 - Swing-away chute for bulk unloading

INCLUDED ACCESSORIES

- Tarp
- Tie-downs kit
- 12V vibrator rated at 200 lb

CONTROLLER

Variable speed controller

- Independent auger / conveyor and spinner control
- Vibrator control



3016934

OPTIONAL ACCESSORIES



PART NO.	DESCRIPTION
3034577	EZ Lids™ for PRO2000 / PRO2000CH



PART NO.	DESCRIPTION
LS13	Pre-Wet System with 60 Gallon Tank for PRO2000 and PRO2500 Series


See pg. 52-59 for details

What Makes a **PRO?**



5-1/4" full length carbon steel auger with 3/4 HP motor

OR



12" wide all steel pintle chain conveyor with 3/4 HP motor

PLUS



High flow swing-away chute and large 14" spinner with 1/2 HP motor



AUGER MODELS

Feed Mechanism: 5-1/4 inch full length steel variable pitch auger, stainless steel trough

Motor: Two 12V direct drive gear motors (3/4 HP for auger and 1/2 HP for spinner)

PRO1500

Capacity: 1.5 cubic yards (6 feet)
Application: Minimum 10,000 lb GVW

PRO2000

Capacity: 2 cubic yards (8 feet)
Application: Minimum 10,000 lb GVW

PRO2500

Capacity: 2.5 cubic yards (8 feet)
Application: Minimum 13,000 lb GVW

Bulk Salt	Bulk Sand	Bagged #1 Rock Salt	50 / 50 Salt / Sand
✓		✓	✓

CHAIN MODELS

Feed Mechanism: 12 inch wide all steel pintle chain conveyor and stainless steel trough

Motor: Two 12V direct drive gear motors (3/4 HP for chain and 1/2 HP for spinner)

PRO1500CH

Capacity: 1.5 cubic yards (6 feet)
Application: Minimum 10,000 lb GVW

PRO2000CH

Capacity: 2 cubic yards (8 feet)
Application: Minimum 10,000 lb GVW

PRO2500CH

Capacity: 2.5 cubic yards (8 feet)
Application: Minimum 13,000 lb GVW

Bulk Salt	Bulk Sand	Bagged #1 Rock Salt	50 / 50 Salt / Sand
✓	✓	✓	✓

ELECTRIC POLY SPREADERS

2-1/2 Inch Auger Feed



2-YEAR WARRANTY
on all SHPE Spreaders



SHPE2000 shown with EZ Lids™

COMMON FEATURES

Spread Range: 5-30 feet

Feed Mechanism: 2-1/2 inch stainless steel auger and trough

Motor: Two 12V direct drive gear motors
(1/2 HP for auger, 1/4 HP for spinner)

Construction: Patented double-wall poly hopper

- Additional Features:**
- Top screen
 - Removable spinner assembly
 - Independent direct drive auger and spinner motors

INCLUDED ACCESSORIES

- 200 lb vibrator
- Fitted tarp
- Tie-downs
- Remote auger bearing grease kit

CONTROLLER

Variable speed controller

- Vibrator On/Off switch with pause button
- Independent auger and spinner controls
- Auto reverse functionality to help clear auger jams



3014199

OPTIONAL ACCESSORIES



PART NO.	DESCRIPTION
3034577	EZ Lids™ for SHPE2000 Series (2018+ Models)



LS6 (Mounted on SHPE1500)



LS14 (Mounted on SHPE2000)

PART NO.	DESCRIPTION
LS6	Pre-Wet System with 30 Gallon Tank for SHPE1500 and SHPE2000 (Pre-2018 Models)
LS14	Pre-Wet System with 60 Gallon Tank for SHPE2000 (2018+ Models)

See pg. 52-59 for details

SHPE0750 — Light / Medium Commercial Use —
Capacity: 0.75 cubic yards (4 feet 6 inches)
Application: UTVs, 1/2, and 3/4 ton trucks
Available Models: Standard chute model (**SHPE0750**)
 Extended chute model (**SHPE0750X**)

Bulk Salt	Bulk Sand	Bagged #1 Rock Salt	50 / 50 Salt / Sand
✓		✓	✓



SHPE1000 — Commercial Use —
Capacity: 1 cubic yard (5 feet 8 inches)
Application: 1/2 and 3/4 ton trucks
Available Models: Standard chute model (**SHPE1000**)
 Extended chute model (**SHPE1000X**)

Bulk Salt	Bulk Sand	Bagged #1 Rock Salt	50 / 50 Salt / Sand
✓		✓	✓



SHPE1500* — Commercial Use — **IMPROVED DESIGN**
Capacity: 1.5 cubic yard (7 feet 3 inches)
Application: 3/4 and 1 ton trucks
Available Models: Standard chute models (**SHPE1500**)
 Extended chute models (**SHPE1500X**)

Bulk Salt	Bulk Sand	Bagged #1 Rock Salt	50 / 50 Salt / Sand
✓		✓	✓



SHPE2000 — Commercial Use —
Capacity: 2 cubic yard (8 feet)
Application: 3/4 and 1 ton trucks
Available Models: Standard chute models (**SHPE2000**)
 Extended chute models (**SHPE2000X**)

Bulk Salt	Bulk Sand	Bagged #1 Rock Salt	50 / 50 Salt / Sand
✓		✓	✓



ELECTRIC SLIDE-IN SPREADERS

5-1/4 Inch Auger or 12 Inch Pintle Chain Feed



1400601SS shown

FEATURES

Spread Range: 2-30 feet

Construction: 304 stainless steel hopper

Application: 3/4 and 1 ton pickup, flatbed or dump truck

Additional Features:

- Top screen
- Stainless steel inverted V

INCLUDED ACCESSORIES

• Tie-downs kit

CONTROLLER

Variable speed controller

• Independent auger / conveyor and spinner control
• Vibrator control



3016934



AUGER MODEL

1470601SS

Capacity: 2 cubic yards (8 feet)

Application: Minimum 10,000 lb GVW

Feed Mechanism: 5-1/4 inch full length steel variable pitch auger, stainless steel trough

Motor: Two 12V direct drive gear motors (3/4 HP for auger and 1/2 HP for spinner)

Chute Assembly: Spinner assembly includes side-swing feature for easy cleaning, storage and bulk unloading

Bulk Salt	Ice Melt	Bagged #1 Rock Salt	50 / 50 Salt / Sand
✓	✓	✓	✓



CHAIN MODELS

Feed Mechanism: 12 inch wide all steel pintle chain conveyor

Feed Gate: Lever operated with friction lock for accurate adjustment

Motor: Two 12V direct drive gear motors (3/4 HP for chain and 1/2 HP for spinner)

Chute Assembly: 14 inch polymer disc with six fins, chute adjusts 11.5 inches

1400701SS

Capacity: 1.5 cubic yards (6 feet)

Application: Minimum 10,000 lb GVW

1400601SS

Capacity: 2 cubic yards (8 feet)

Application: Minimum 10,000 lb GVW

Bulk Salt	Ice Melt	Bagged #1 Rock Salt	50 / 50 Salt / Sand
✓	✓	✓	✓

GAS SLIDE-IN SPREADERS

12 Inch Pintle Chain Feed



1400050SS shown

COMMON FEATURES

Spread Range: 5-30 feet

Feed Mechanism: 12 inch wide all steel pintle chain conveyor

Conveyor Gear Case: Gear ratio is 20:1 with 1 inch input shaft and 1-1/8 output shaft on tapered roller bearings

Feedgate: Lever operated with friction lock for accurate adjustment

Motor: Two 12V direct drive gear motors (3/4 HP for chain / auger and 1/2 HP for spinner)

Application: 3/4, 1 ton pickup, flatbed or dump truck

Additional Features:

- Top screen
- Stainless steel adjustable inverted V

CONTROLLER

In-cab controller

- Automatic choke
- Electric clutch
- In-cab throttle with hold
- Material "blast" function
- Built-in circuit breaker



3010390

OPTIONAL CONTROLLER

Wireless kit allows any SaltDogg gas spreader to be converted to wireless operation (Replaces 3010390)

- Full control of clutch, throttle with easy to use battery powered key fob
- Receiver module is powered by spreader battery for complete independence from the vehicle
- No connections to the truck wiring or battery and no harnesses to run



3045818



1400050SS

STAINLESS STEEL MODELS

1.5 cubic yards
6 feet

1400200SS
Standard Chute Model
1400250SS
Extended Chute Model

2 cubic yards
8 feet

1400050SS
Standard Chute Model
1400100SS
Extended Chute Model

2.5 cubic yards
10 feet

1400300SS
Standard Chute Model
1400350SS
Extended Chute Model

Optional 6 inch Side Extensions, for 8 foot models add 0.6 cubic yards (3020766)
Optional 12 inch Side Extensions, for 8 foot models add 1.2 cubic yards (1493501SS)
Optional 12 inch Side Extensions, for 10 foot models add 1.5 cubic yards (1493550SS)

Bulk Salt	Bulk Sand	Bagged #1 Rock Salt	50 / 50 Salt / Sand
✓	✓	✓	✓

OPTIONAL ACCESSORIES

Tie Downs & Tarps



PART NO.	DESCRIPTION
1491701	Tarp for 1.5 Cubic Yard Models
1491501	Tarp for 2 Cubic Yard Models
1491301	Tarp for 2.5 Cubic Yard Models
1496505	Nylon Ratchet Strap Mounting Kit

Tarps are not for Poly V-Box Spreaders

Pre-Wet Systems (see pg. 52 for details)



LS7 Pre-Wet System

PART NO.	DESCRIPTION
LS7	Pre-Wet System for 1400 Series

See pg. 52-59 for details

0.75 - 2.5 CUBIC YARD SPREADER **COMPARISON CHART**

PART NO.	CAPACITY CU. YDS.	POWER	HOPPER MATERIAL	SPREAD (FT)	VEHICLE APPLICATION	FEED MECHANISM	DIMENSIONS (H X W X L)	WT. (LB)
SHPE0750	0.75	Electric	Poly	5-30	UTVs, 1/2, and 3/4 ton trucks	Auger	28" x 48" x 63.2" 53" Hopper Length	280
SHPE1000	1.0	Electric	Poly	5-30	1/2 and 3/4 ton trucks	Auger	34" x 48" x 71.5" 68" Hopper Length	343
SHPE1500	1.5	Electric	Poly	5-30	3/4 and 1 ton trucks	Auger	38" x 50.5" x 99.7" 87" Hopper Length	520
SHPE2000	2.0	Electric	Poly	5-30	3/4 and 1 ton trucks	Auger	40" x 47.8" x 100" 96" Hopper Length	560
PRO1500	1.5	Electric	Poly	5-30	Minimum 10,000 lb GVW	Auger	38" x 48" x 89.5" 82" Hopper Length	647
PRO1500CH	1.5	Electric	Poly	5-30	Minimum 10,000 lb GVW	Chain	38" x 48" x 89.5" 82" Hopper Length	667
PRO2000	2.0	Electric	Poly	5-30	Minimum 10,000 lb GVW	Auger	44.3" x 48" x 96" 90" Hopper Length	705
PRO2000CH	2.0	Electric	Poly	5-30	Minimum 10,000 lb GVW	Chain	44.3" x 48" x 96" 90" Hopper Length	725
PRO2500	2.5	Electric	Poly	5-30	Minimum 13,000 lb GVW	Auger	44.3" x 48" x 116.5" 114" Hopper Length	986
PRO2500CH	2.5	Electric	Poly	5-30	Minimum 13,000 lb GVW	Chain	44.3" x 48" x 116.5" 114" Hopper Length	1,023
1400701SS	1.5	Electric	Stainless Steel	2-30	3/4 and 1 ton pickup, flatbed or dump truck	Chain	32.1" x 47" x 86.6" 72" Hopper Length	682
1400601SS	2.0	Electric	Stainless Steel	2-30	3/4 and 1 ton pickup, flatbed or dump truck	Chain	32.1" x 47" x 110.8" 96" Hopper Length	995
1470601SS	2.0	Electric	Stainless Steel	2-30	3/4 and 1 ton pickup, flatbed or dump truck	Auger	32.25" x 47" x 111.75" 96" Hopper Length	995
1400200SS	1.5	Gas	Stainless Steel	2-30	3/4, 1 ton pickup, flatbed or dump truck	Chain	32.1" x 47" x 91.7" 72" Hopper Length	753
1400250SS	1.5	Gas	Stainless Steel	2-30	3/4, 1 ton pickup, flatbed or dump truck	Chain	32.1" x 47" x 91.7" 72" Hopper Length	764
1400050SS	2.0	Gas	Stainless Steel	2-30	3/4, 1 ton pickup, flatbed or dump truck	Chain	32.1" x 47" x 115.7" 96" Hopper Length	750
1400100SS	2.0	Gas	Stainless Steel	2-30	3/4, 1 ton pickup, flatbed or dump truck	Chain	32.1" x 47" x 115.7" 96" Hopper Length	760
1400400	2.0	Gas	Poly	2-30	3/4, 1 ton pickup, flatbed or dump truck	Chain	32.1" x 47" x 139.7" 95" Hopper Length	837
1400450	2.0	Gas	Poly	2-30	3/4, 1 ton pickup, flatbed or dump truck	Chain	32.1" x 47" x 139.7" 95" Hopper Length	853
1400300SS	2.5	Gas	Stainless Steel	2-30	3/4, 1 ton pickup, flatbed or dump truck	Chain	35" x 47" x 115.6" 120" Hopper Length	910
1400350SS	2.5	Gas	Stainless Steel	2-30	3/4, 1 ton pickup, flatbed or dump truck	Chain	35" x 47" x 115.6" 120" Hopper Length	922

0.75 - 2.5 CUBIC YARD SPREADER ACCESSORIES

Pre-Wet Systems (see pg. 52-59 for details)



LS6 (Mounted on SHPE1500)



LS7 (Mounted on 1400100SS)



LS13 (Mounted on PRO2000)

PART NO.	DESCRIPTION	APPLICATION
LS6	Electric 30 Gallon Tank System (Poly Spreaders)	SHPE1000 / SHPE1500
LS7	Electric 30 Gallon Tank System (Steel / Stainless Spreaders)	1400 Series
LS8	Electric (2) 30 Gallon Tank System (Steel / Stainless Spreaders)	1400 Series
LS13	Electric 60 Gallon Tank System (Poly Spreaders)	PRO2000 Series
LS14	Electric 60 Gallon Tank System (Poly Spreaders)	SHPE1500 / SHPE2000

EZ Lids™ for SHPE2000 / PRO2000



EZ Lids™ shown on PRO2000

- Helps keep moisture and debris out of your hopper to keep your material pure
- Durable poly construction won't corrode and resists wear and tear
- Easily attaches to SaltDogg® SHPE2000 (2018+) and PRO2000 series spreaders using the included mounting hardware

PART NO.	DESCRIPTION
3034577	EZ Lids™ for SHPE2000 and PRO2000 Series (2018+ Models)

Tie Downs & Tarps



PART NO.	DESCRIPTION
1491701	Tarp for 1.5 cubic yard Gas V-Box Spreaders
1491501	Tarp for 2 cubic yard Gas V-Box Spreaders
1491301	Tarp for 2.5 cubic yard Gas V-Box Spreaders
1496505	Nylon Ratchet Strap Mounting Kit (4 Straps)

Ultra Bright 5" LED Flood Light



- 3,780 lumens
- 14 clear LEDs
- 10mm stud stainless steel

PART NO.	DESCRIPTION
1492127	5" Round LED Flood Light

Additional lighting options and details on pg. 58

COMMERCIAL GRADE PRO SERIES 3 CUBIC YARD SPREADER

5-1/4 Inch Auger or 12 Inch Pintle Chain Feed



2-YEAR WARRANTY
on all
PRO Series
Spreaders



Shown with optional lids 3047876

COMMON FEATURES

Spread Range: 5-30 feet

Construction: Patented double-wall poly hopper

- Additional Features:**
- Top screen
 - Chute adjusts to 3 positions
 - Stainless steel inverted V
 - Swing-away chute for bulk unloading

INCLUDED ACCESSORIES

- Tarp
- Tie-downs kit
- 12V vibrator rated at 200 lb

CONTROLLER

Variable speed controller

- Independent auger / conveyor and spinner control
- Vibrator control



3016934

OPTIONAL ACCESSORIES



PART NO.	DESCRIPTION
3047876	EZ Lids™ for PRO3000 / PRO3000CH



Shown with optional lids 3047876

AUGER MODEL

PRO3000 — Commercial Use

Capacity: 3 cubic yards (9 feet 6 inches)

Application: Minimum 13,000 lb GVW

Feed Mechanism: 6 inch steel auger, stainless steel trough

Motor: Two 12V direct drive gear motors (3/4 HP for auger and 1/2 HP for spinner)

Bulk Salt	Bulk Sand	Bagged #1 Rock Salt	50 / 50 Salt / Sand
✓		✓	✓



Shown with optional lids 3047876

CHAIN MODEL

PRO3000CH — Commercial Use

Capacity: 3 cubic yards (9 feet 6 inches)

Application: Minimum 13,000 lb GVW

Feed Mechanism: 12 inch wide all steel pintle chain conveyor

Motor: Two 12V direct drive gear motors (3/4 HP for chain and 1/2 HP for spinner)

Bulk Salt	Bulk Sand	Bagged #1 Rock Salt	50 / 50 Salt / Sand
✓	✓	✓	✓

4-6 CUBIC YARD ELECTRIC POLY SPREADERS

5-1/2 Inch Auger or 12 Inch Pintle Chain Feed



SHPE6000 shown

**2-YEAR
WARRANTY**
on all SHPE
Spreaders



COMMON FEATURES

Spread Range: 5-30 feet

Construction: Double-wall poly-molded hopper with stainless steel frame

- Additional Features:**
- Two top screens
 - Stainless steel inverted V
 - Spinner assembly can be easily removed for cleaning and storage
 - Weighs 1,000 lb less compared to steel/stainless steel (SHPE6000 Series)

INCLUDED ACCESSORIES

- Vinyl tarp with tie-down kit (SHPE4000 series)
- 12V 400 lb vibrator (SHPE4000 comes with 2, SHPE4000CH only comes with 1)
- 12V 900 lb vibrator (SHPE6000 series)

CONTROLLER

Variable speed controller

- Independent auger / conveyor and spinner control
- Vibrator control



3016934

AUGER MODELS



SHPE6000

Feed Mechanism: 5-1/2 inch steel auger, stainless steel trough

Motor: Two 12V direct drive motors (3/4 HP for auger, 1/2 HP for spinner)

SHPE4000

Capacity: 4 cubic yards (10 feet 7 inches)

Application: Minimum 26,000 lb GVW

SHPE6000

Capacity: 6 cubic yards (10 feet 7 inches)

Application: Minimum 26,000 lb GVW

Bulk Salt	Bulk Sand	Bagged #1 Rock Salt	50 / 50 Salt / Sand
✓		✓	✓

Optional tarp kit for SHPE6000 models (3021928)

CHAIN MODELS



SHPE4000CH

Feed Mechanism: 12 inch wide all steel pintle chain conveyor

Motor: Two 12V direct drive motors (3/4 HP for chain, 1/2 HP for spinner)

SHPE4000CH

Capacity: 4 cubic yards (10 feet 7 inches)

Application: Minimum 26,000 lb GVW

SHPE6000CH

Capacity: 6 cubic yards (10 feet 7 inches)

Application: Minimum 26,000 lb GVW

Bulk Salt	Bulk Sand	Bagged #1 Rock Salt	50 / 50 Salt / Sand
✓	✓	✓	✓

2.5-3 CU. YD. MID-SIZE SPREADERS

14-1/2 Inch Pintle Chain Feed with 1/4 Inch Crossbars



14710F380211
shown

COMMON FEATURES

Spread Range: 2-30 feet

Feed Mechanism: 14-1/2 inch wide conveyor chain with 1/4 inch crossbars

Motor: Gas: 10-1/2 HP gas engine

Electric: Two 12V gear motors (3/4 HP for chain and 1/2 HP for spinner)

Hydraulic: Two independent hydraulic motors

Construction: 304 stainless steel hopper

Application: Minimum 13,000 lb GVW

- Additional Features:**
- 4 hinged top screens, 1/4 inch bars
 - Inverted V installed
 - Spinner chute has two adjustable internal baffles
 - Adjustable feedgate
 - 18 inch poly spinner disc

CONTROLLERS

Electric Model Controller

- Variable speed control for auger / conveyor and spinner



3016934

Gas Model Controller

- Automatic choke
- Electric clutch
- In-cab throttle with hold
- Material "blast" function
- Built-in circuit breaker



3010390

Hydraulic systems controller
sold separately

OPTIONAL CONTROLLER

Wireless kit allows any SaltDogg gas spreader to be converted to wireless operation

- Full control of clutch, throttle with easy to use battery powered key fob
- Receiver module is powered by spreader battery for complete independence from the vehicle
- No connections to the truck wiring or battery and no harnesses to run



3045818



14709F382211 shown

CHAIN MODELS

2.5 cubic yards
8 feet

14708F381211
Gas Model

14708F380211
Electric Model

14708F382211
Hydraulic Model

2.75 cubic yards
9 feet

14709F381211
Gas Model

14709F380211
Electric Model

14709F382211
Hydraulic Model

3 cubic yards
10 feet

14710F381211
Gas Model

14710F380211
Electric Model

14710F382211
Hydraulic Model

Bulk Salt	Bulk Sand	Bagged #1 Rock Salt	50 / 50 Salt / Sand
✓	✓	✓	✓

OPTIONAL ACCESSORIES

Mid-Size Spreader Stands (see pg. 28 for details)



PART NO.	DESCRIPTION
3050559*	Black Powder-Coated for 8ft.-10ft. Mid-size Spreaders
3050560*	Galvanized for 8ft.-10ft. Mid-size Spreaders
3046442*	Stainless Steel for 8ft.-10ft. Mid-size Spreaders

Pre-Wet Systems (see pg. 52 for details)



PART NO.	DESCRIPTION
LS17	Electric 30 Gallon Tank System
LS17H	Electric (2) 30 Gallon Tank System
LS18	Hydraulic (2) 30 Gallon Tank System
LS18H	Electric (2) 30 Gallon Tank System

3.5-5.5 CU. YD. MID-SIZE SPREADERS

5-1/4 Inch Auger or 14-1/2 Inch Pintle Chain Feed with 1/4 Inch Crossbars



Shown with optional LS1 and 88911445

COMMON FEATURES

Spread Range: 2-30 feet

Feed Mechanism: 14-1/2 inch wide conveyor chain with 1/4 inch crossbars

Motor: Gas: 10-1/2 HP gas engine

Electric: Two 12V gear motors (3/4 HP for chain and 1/2 HP for spinner)

Hydraulic: Two independent hydraulic motors

Construction: 304 stainless steel hopper

- Additional Features:**
- 4 hinged top screens, 1/4 inch bars
 - Stainless steel inverted V
 - Spinner chute has two adjustable internal baffles
 - Adjustable feedgate
 - Bolt-on spinner housing
 - 18 inch poly spinner disc

CONTROLLERS

Electric Model Controller

- Variable speed control for auger / conveyor and spinner



3016934

Gas Model Controller

- Automatic choke
- Electric clutch
- In-cab throttle with hold
- Material "blast" function
- Built-in circuit breaker



3010390

Hydraulic systems controller sold separately

OPTIONAL CONTROLLER

Wireless kit allows any SaltDogg gas spreader to be converted to wireless operation

- Full control of clutch, throttle with easy to use battery powered key fob
- Receiver module is powered by spreader battery for complete independence from the vehicle
- No connections to the truck wiring or battery and no harnesses to run



3045818

AUGER MODELS — 5-1/4 inch variable pitch auger

3.5 cubic yards 8 feet Minimum 15,000 lb GVW	14708F468211 <i>Electric Model</i>	4 cubic yards 9 feet Minimum 15,000 lb GVW	14709F468211 <i>Electric Model</i>
	14708F463211 <i>Hydraulic Model</i>		14709F463211 <i>Hydraulic Model</i>
4.5 cubic yards 10 feet Minimum 17,500 lb GVW	14710F468211 <i>Electric Model</i>	5 cubic yards 9 feet Minimum 19,500 lb GVW	14709F528211 <i>Electric Model</i>
	14710F463211 <i>Hydraulic Model</i>		14709F523211 <i>Hydraulic Model</i>
5.5 cubic yards 10 feet Minimum 19,500 lb GVW	14710F528211 <i>Electric Model</i>		
	14710F523211 <i>Hydraulic Model</i>		

Bulk Salt	Bulk Sand	Bagged #1 Rock Salt	50 / 50 Salt / Sand
✓		✓	✓

CHAIN MODELS — 14-1/2 inch wide conveyor chain with 1/4 inch crossbars

3.5 cubic yards 8 feet Minimum 15,000 lb GVW	14708F461211 <i>Gas Model</i>	4 cubic yards 9 feet Minimum 15,000 lb GVW	14709F461211 <i>Gas Model</i>
	14708F460211 <i>Electric Model</i>		14709F460211 <i>Electric Model</i>
	14708F462211 <i>Hydraulic Model</i>		14709F462211 <i>Hydraulic Model</i>
4.5 cubic yards 10 feet Minimum 17,500 lb GVW	14710F461211 <i>Gas Model</i>	5 cubic yards 9 feet Minimum 19,500 lb GVW	14709F521211 <i>Gas Model</i>
	14710F460211 <i>Electric Model</i>		14709F520211 <i>Electric Model</i>
	14710F462211 <i>Hydraulic Model</i>		14709F522211 <i>Hydraulic Model</i>
5.5 cubic yards 10 feet Minimum 19,500 lb GVW	14710F521211 <i>Gas Model</i>		
	14710F520211 <i>Electric Model</i>		
	14710F522211 <i>Hydraulic Model</i>		

Bulk Salt	Bulk Sand	Bagged #1 Rock Salt	50 / 50 Salt / Sand
✓	✓	✓	✓

OPTIONAL ACCESSORIES

Mid-Size Spreader Stands (see pg. 28 for details)



14708F468211 shown with optional spreader stand 3050559

PART NO.	DESCRIPTION
3050559*	Black Powder-Coated for 8ft.-10ft. Mid-size Spreaders
3050560*	Black Powder-Coated for 8ft.-10ft. Mid-size Spreaders
3046442*	Black Powder-Coated for 8ft.-10ft. Mid-size Spreaders

Pre-Wet Systems (see pg. 52 and 53 for details)



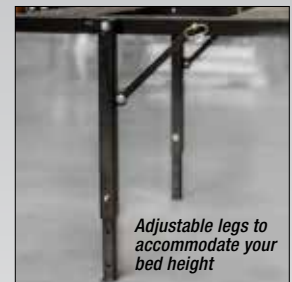
PART NO.	DESCRIPTION
LS4	(1) Electric 105 Gallon Tank System for 9ft.-10ft. Spreaders
LS5	(2) Electric 105 Gallon Tank System for 9ft.-10ft. Spreaders
LS17	30 Electric Gallon Tank System for 8ft. Spreaders
LS18	(2) Electric 30 Gallon Tank System for 8ft. Spreaders

MID-SIZE SPREADERS ACCESSORIES

Spreader Stands



- Available in black powder-coated or hot-dipped galvanized steel
- Simplifies loading, unloading and storage of your mid-size SaltDogg® spreader
- Adjustable legs to accommodate your bed height
- Built-in rollers make loading and unloading your spreader simple and smooth
- Sturdy 1/4 in. structural steel tubing for durability



PART NO.	DESCRIPTION
3050559*	Spreader Stand, Black Powder-Coated for 8ft.-10ft. Mid-size Spreaders
3050560*	Spreader Stand, Galvanized for 8ft.-10ft. Mid-size Spreaders
3046442*	Spreader Stand, Stainless Steel for 8ft.-10ft. Mid-size Spreaders

Hydraulic Spreader Control Kit



- 3 function controller with LED display: spinner, auger-conveyor, electric pre-wet
- Enclosed proportional valves
- Adjustable 1-30 second material blast
- Wire harness
- Garmin™ GPS plug-in antenna (sold separately)

PART NO.	DESCRIPTION
HV715EPG	Elec-Hyd Spreader Control Kit, 7 GPM Spinner / 15 GPM Auger-Conveyor

Ratchet Straps



PART NO.	DESCRIPTION
1496505	Nylon Ratchet Strap Mounting Kit (4 Straps to a Set)

Cab Guard



PART NO.	DESCRIPTION
1497051	Cab Guard, Stainless Steel (70" x 22" x 51"), for 3.5-5.0 cu. yd. Models

Dump Body Tailgate Latch



3008560

- 3" structural steel channel
- 1.25" pins
- Black powder-coated finish or stainless steel

PART NO.	DESCRIPTION
3008560	Steel Dump Body Tailgate Lock Kit
3036588	Stainless Steel Dump Body Tailgate Lock Kit

MID-SIZE SPREADERS **COMPARISON CHART**

PART NO.	CAPACITY CU. YDS.	POWER	HOPPER MATERIAL	SPREAD (FT)	MINIMUM GVW (LB)	FEED MECHANISM	DIMENSIONS (H X W X L)	WT. (LB)
PRO3000	3.0	Electric	Poly	5-30	13,000	Auger	53" x 50" x 124"	895
PRO3000CH	3.0	Electric	Poly	5-30	13,000	Chain	53" x 50" x 124"	1,095
SHPE4000	4.0	Electric	Poly	5-30	17,500	Auger	43.5" x 74" x 114.8"	895
SHPE4000CH	4.0	Electric	Poly	5-30	17,500	Chain	43.5" x 74" x 114.8"	895
SHPE6000	6.0	Electric	Poly	5-30	26,000	Auger	57" x 77" x 133.5"	1,134
SHPE6000CH	6.0	Electric	Poly	5-30	26,000	Chain	57" x 77" x 133.5"	1,134
14708F381211	2.5	Gas	Stainless Steel	2-30	13,000	Chain	38" x 58" x 96"	1,395
14708F380211	2.5	Electric	Stainless Steel	2-30	13,000	Chain	38" x 58" x 96"	1,335
14708F382211	2.5	Hydraulic	Stainless Steel	2-30	13,000	Chain	38" x 58" x 96"	1,335
14709F381211	2.75	Gas	Stainless Steel	2-30	13,000	Chain	38" x 58" x 108"	1,460
14709F380211	2.75	Electric	Stainless Steel	2-30	13,000	Chain	38" x 58" x 108"	1,400
14709F382211	2.75	Hydraulic	Stainless Steel	2-30	13,000	Chain	38" x 58" x 108"	1,400
14710F381211	3.0	Gas	Stainless Steel	2-30	13,000	Chain	38" x 58" x 120"	1,526
14710F380211	3.0	Electric	Stainless Steel	2-30	13,000	Chain	38" x 58" x 120"	1,466
14710F382211	3.0	Hydraulic	Stainless Steel	2-30	13,000	Chain	38" x 58" x 120"	1,466
14708F461211	3.5	Gas	Stainless Steel	2-30	15,000	Chain	45.5" x 70" x 115.9"	1,470
14708F460211	3.5	Electric	Stainless Steel	2-30	15,000	Chain	45.5" x 70" x 115.9"	1,500
14708F462211	3.5	Hydraulic	Stainless Steel	2-30	15,000	Chain	45.5" x 70" x 118.8"	1,405
14709F461211	4.0	Gas	Stainless Steel	2-30	15,000	Chain	45.5" x 70" x 127.9"	1,500
14709F460211	4.0	Electric	Stainless Steel	2-30	15,000	Chain	45.5" x 70" x 127.9"	1,500
14709F462211	4.0	Hydraulic	Stainless Steel	2-30	15,000	Chain	45.5" x 70" x 130.0"	1,435
14710F461211	4.5	Gas	Stainless Steel	2-30	17,500	Chain	45.5" x 70" x 127.5"	1,560
14710F460211	4.5	Electric	Stainless Steel	2-30	17,500	Chain	45.5" x 70" x 120.9"	1,560
14710F462211	4.5	Hydraulic	Stainless Steel	2-30	17,500	Chain	45.5" x 70" x 120.9"	1,500
14709F521211	5.0	Gas	Stainless Steel	2-30	19,500	Chain	57.5" x 70" x 138.9"	2,375
14709F520211	5.0	Electric	Stainless Steel	2-30	19,500	Chain	57.5" x 70" x 138.9"	1,975
14709F522211	5.0	Hydraulic	Stainless Steel	2-30	19,500	Chain	57.5" x 70" x 141.8"	1,975
14710F521211	5.5	Gas	Stainless Steel	2-30	19,500	Chain	50.6" x 70" x 138.9"	1,620
14710F520211	5.5	Electric	Stainless Steel	2-30	19,500	Chain	50.6" x 70" x 138.9"	1,560
14710F522211	5.5	Hydraulic	Stainless Steel	2-30	19,500	Chain	50.6" 70" 141.8"	1,560
14708F468211	3.5	Electric	Stainless Steel	2-30	15,000	Auger	45" x 70" x 127"	1,290
14708F463211	3.5	Hydraulic	Stainless Steel	2-30	15,000	Auger	45" x 70" x 127"	1,290
14709F468211	4.0	Electric	Stainless Steel	2-30	15,000	Auger	45" x 70" x 127"	1,369
14709F463211	4.0	Hydraulic	Stainless Steel	2-30	15,000	Auger	45" x 70" x 127"	1,369
14710F468211	4.5	Electric	Stainless Steel	2-30	17,500	Auger	45" x 70" x 139"	1,911
14710F463211	4.5	Hydraulic	Stainless Steel	2-30	17,500	Auger	45" x 70" x 139"	1,911
14709F528211	5.0	Electric	Stainless Steel	2-30	19,500	Auger	50.4" x 70" x 127"	1,473
14709F523211	5.0	Hydraulic	Stainless Steel	2-30	19,500	Auger	50.4" x 70" x 127"	1,473
14710F528211	5.5	Electric	Stainless Steel	2-30	19,500	Auger	50.4" x 70" x 139"	1,961
14710F523211	5.5	Hydraulic	Stainless Steel	2-30	19,500	Auger	50.4" x 70" x 139"	1,961

HYDRAULIC MUNICIPAL SPREADERS

24 Inch Pintle Chain Feed with 3/8 Inch Crossbars



Shown with optional 3025885 spreader stand

COMMON FEATURES *See pg. 60 - 61 for full product listing*

Capacity: 6 - 20 cubic yards / 9 - 15 feet

Application: Minimum 26,000 lb GVW

Spread Range: 2-40 feet

Feed Mechanism: 24 inch wide conveyor with 3/8 inch crossbars

Construction: 304 stainless steel hopper

Motor: Two independent direct-drive hydraulic motors

Additional Features:

- Adjustable feedgate
- Choice of three gear box ratios: 50:1, 25:1, 6:1
- 2 inch drive shaft and bearings with 8-tooth sprockets
- 1-1/2 inch spring loaded idler shaft and bearings with 8-tooth sprockets
- Quick release hinged chute (no tools needed)
- Hinged top screens, 3/8 inch bars on 2-1/2 inch openings
- Stainless steel inverted V
- 20 inch poly spinner disc

OPTIONS

-
- Stainless steel drag chain
 - Speed sensing motors
 - Front discharge
 - Airport runway spinner assemblies
 - Hopper tailgate for bulk unloading
 - Galvanized or stainless steel top screens
 - Rear hopper spoiler

HYDRAULIC MUNICIPAL SPREADERS

7 Inch Auger Feed or Dual 7 Inch Auger Feed



Dual 7" Hard Faced Augers



High Torque Auger Motor



2" Auger Bearing



Optional Rubber Side Deflectors
Part No. 1492144



Shown with optional 3027468 spreader stand, crank chute kit 3020626, platform ladder 3048843, LS20 Pre-Wet System, and 8891167 lightbar

COMMON FEATURES See pg. 61 for full product listing

Capacity: 7 - 10 cubic yards /10 - 14 feet

Application: Minimum 26,000 lb GVW

Spread Range: 2-30 feet

Feed Mechanism: Single 7 inch diameter, variable-pitch hard faced auger
Dual 7 inch diameter, variable-pitch hard faced augers

Construction: 304 stainless steel hopper

Motor: Two independent, direct-drive hydraulic motors

Additional Features:

- Adjustable height spinner chute
- Hinged top screens with 4 inch peak, 3/8 inch bars on 2-1/2 inch openings
- Quick release hinged chute (no tools needed)
- Stainless steel inverted V
- 18 inch poly spinner disc

OPTIONS

- Tilt up spinner chute
- Stainless steel top screens
- Speed sensing motors
- Slurry tube
- Rear hopper spoiler
- Stainless steel front spill shield
- 3.6:1 in-line planetary drive
- Front / rear spill shields
- Rubber side deflectors

ELECTRIC MUNICIPAL SPREADERS

24 Inch Pintle Chain Feed with 1/4 Inch Crossbars



Shown with optional 3025885 spreader stand

COMMON FEATURES *See pg. 61 for full product listing*

Capacity: 7 - 10 cubic yards / 10 - 14 feet/

Application: Minimum 26,000 lb GVW

Spread Range: 2-30 feet

Feed Mechanism: 24 inch wide conveyor with 1/4 inch crossbars

Construction: 304 stainless steel hopper

Motor: 12V-powered electric drive with independent conveyor and spinner motors

- Additional Features:**
- Quick release hinged chute
 - Hinged top screens
 - Stainless steel inverted V
 - 20 inch poly spinner disc

CONTROLLER

Variable speed controller

- Independent auger / conveyor and spinner control
- Vibrator control



3016934

OPTIONS

- Stainless steel drag chain
- Stainless steel top screens
- Hopper tailgate for bulk unloading

MUNICIPAL SPREADER OPTIONS AND ACCESSORIES

Spreader Stands



3025887



3027468

PART NO.	DESCRIPTION
3038266	Spreader Stand, 9ft., Black Powder-Coated
3025885	Spreader Stand, 10ft.-11ft., Black Powder-Coated
3025886	Spreader Stand, 12ft.-13ft., Black Powder-Coated
3025887	Spreader Stand, 14ft.-15ft., Black Powder-Coated
3038267	Spreader Stand, 9ft., Galvanized
3027468	Spreader Stand, 10ft.-11ft., Galvanized
3027469	Spreader Stand, 12ft.-13ft., Galvanized
3027470	Spreader Stand, 14ft.-15ft., Galvanized
3037102	Spreader Stand 10ft.-11ft., Stainless Steel
3038085	Spreader Stand 14ft.-15ft., Stainless Steel

Dump Body Tailgate Lock Kits



3008560

- 3" structural steel channel
- 1.25" pins
- Black powder-coated finish or stainless steel

PART NO.	DESCRIPTION
3008560	Steel Dump Body Tailgate Lock Kit
3036588	Stainless Steel Dump Body Tailgate Lock Kit

30 Gallon 6 Function Central Hydraulic System



- In-cab controllers
- Full color TFT-LCD touchscreen display
- High quality 304 stainless steel reservoir stands up to salt and weather

PART NO.	DESCRIPTION
6383060	30 Gallon 6 Function Central Hydraulic System without GPS
6383061	30 Gallon 6 Function Central Hydraulic System with GPS

Fast Fill Kit / Fresh Water Flush Kit



3048118



3050253

PART NO.	DESCRIPTION
3048118	Fast Fill Kit
3050253	Fresh Water Flush Kit

Slurry Tube Kit

PART NO.	DESCRIPTION
3048652	Slurry Tube Kit for SaltDogg® Municipal Auger Spreaders

Remote Grease Kit & Chain Lubricator Kit



3037781 (Remote Grease Kit)




3020625 (Stainless Steel Chain Lubricator Kit)

PART NO.	DESCRIPTION
3037781	Remote Grease Kit, 3-Point
3020625	Chain Lubricator Kit, Stainless Steel

Spreader Full Size Ladder & Spill Shield



3022060



3022963

PART NO.	DESCRIPTION
3022060	Folding Stainless Steel Spreader Ladder, Full Size
3048843	Stainless Steel Platform Ladder
3022963	12" Front Spill Shield/Cab Shield
3048007	24" Front Spill Shield/Cab Shield

Spreader Chute Accessories



3026067 (Lane Changing Chute)



3020626 (Crank)

PART NO.	DESCRIPTION
3020626	Crank Up Chute Kit
3026067	12V Powered Lane Changing Chute, In-Cab Controls with Gas Spring Flip-Up
3020704	16" Chute Extension, Stainless Steel for Taller Mounting Heights

Pre-Wet Systems (see pg. 52 and 55 for details)



LS4H (Mounted on 1490757SSE)



LS10 (Mounted on 1451057SSH)

PART NO.	DESCRIPTION
LS4/LS4H	Electric or Hydraulic 105 Gallon Tank System
LS5/LS5H	Electric or Hydraulic (2) 105 Gallon Tank System
LS10/LS10H	Electric or Hydraulic (2) 400 Gallon Tank System
LS20/LS20H	Electric or Hydraulic (2) 210 Gallon Tank System

MDS SERIES: MEDIUM DUTY DUMP SPREADER FOR CLASS 4 - 7 TRUCKS

14-1/2 Inch Conveyor Chain Feed with 1/4 Inch Crossbars



COMMON FEATURES See pg. 62 for full product listing

Capacity: 3 - 4 cubic yards /9 - 11 feet/

Application: Class 4 -7 trucks

Spread Range: 2-30 feet

Feed Mechanism: 14-1/2 inch wide conveyor with 1/4 inch crossbars

Power Source: Available with all hydraulic, all electric, or hydraulic drive with electric spreader and hydraulic hoist
(Electric option eliminates need for central hydraulic system)

Construction: 304 stainless steel hopper

Additional Features:

- LED DOT truck lights
- Under chain floor pan
- Conveyor cover plate
- Full length subframe
- Electrically-actuated rear lower tailgate latch
- Fully boxed dirt shedding top rails
- Side board pockets

HIGHLIGHTS



Cross member-free design makes the unit easy to clean with a low center of gravity that reduces strain on the vehicle



A high speed conveyor chain feed, 14-1/2" wide conveyor with 1/4" bars



Double-acting Mailhot® nitrided cylinder for powerful and reliable lifting and lowering



Removable spinner assembly for easy switch between spreader and dump applications

AVAILABLE OPTIONS

- Cab Shield: 1/4 or Half
- Top Screens
- Tarp Systems
- Pre-Wet (LS15, LS15H)
- Central Hydraulics
- 72" Truck Box



Shown with optional DTR tarp kit



Cab shield 9331018



Shown with 72" truck box 1751651



Integrated pre-wet system with LS15 (twin 80 gallon tanks)

MDS SERIES: MUNICIPAL DUMP SPREADER FOR CLASS 8 TRUCKS

30-1/2 Inch Conveyor Chain Feed or Dual 7 Inch Auger



COMMON FEATURES See pg. 62 for full product listing

Capacity: 6.4 - 11.2 cubic yards /9 - 15 feet/

Application: Minimum 26,000 lb GVW

Spread Range: 2-40 feet

Feed Mechanism: 30-1/2 inch wide conveyor with 1/2 inch crossbars
or dual 7 inch auger drive

Construction: 304 stainless steel hopper

Additional Features:

- Removable conveyor cover plate
- Twin air cylinder tailgate latch
- LED DOT truck lights and rear strobes

HIGHLIGHTS




Unique, roll-formed sides and cross member-less design



"Hex flow" chute and 24 inch spinner with adjustable baffles for optimal spread pattern



Mailhot® multi-stage, double-acting, nitrified cylinder, trunnion-mounted hoist



Dual air tailgate cylinders standard

AVAILABLE OPTIONS



Cab shield with Tarp System

- Cab Shield: Half or Full Length
- Ladder
- Top Screens
- Electric Tarp
- Under Chain Floor Pan
- Front Discharge

- Anti-Ice
- Central Hydraulics
- Full Length Fenders
- Pre-Wet Systems: (LS11, LS11H, LS12, LS12H)



Ladder shown extended down



30.25" wide conveyor with 1/2" bars



Dual 7" auger drive

OR



LS11 (MDS Mount two, 160 gal.)



LS12 (Behind Cab Mount 120 gal.)

UNDER TAILGATE SPREADERS

9 Inch Auger / 6 Inch Auger with 3/8 Inch Flighting



92420SSA shown

COMMON FEATURES *See pg. 62 for full product listing*

Application: 96 inch wide dump bodies (electric models for trucks without central hydraulics)

Construction: 304 stainless steel (6 inch auger hydraulic models available in orange powder-coated steel)

Additional Feature: Auger screen



Heavy Duty 9 inch Dia. Auger for 92450SSA and 92452SSA
6 inch Dia. Auger for all other models



UTS Auger Screen Included



92451SS Optional Berm Chute
For heavy duty 9 inch auger model
(92450SSA / 92452SSA)

HEAVY DUTY HYDRAULIC — 9 INCH AUGER — Standard discharge only

- Spread Range:** 2-40 feet
- Feed Mechanism:** 9 inch auger with 3/8 inch flighting
- Motor:** Direct drive, hydraulic drive auger
- Features:** Reversible driver or passenger side discharge
Hinged full-length trough for easy clean out
Hydraulic safety lockout system
Anti-flow plate
Material can be discharged to either side; DS for spinner, PS for optional berm chute
- Includes:** 18 inch poly spinner disc



92450SSA

Optional 92451SS berm chute for passenger side discharge shown installed

Bulk Salt	Bulk Sand	3/8 Inch Gravel	50 / 50 Salt / Sand
✓	✓	✓	✓

Optional berm chute shown above (92451SS)
Optional stainless steel spill shield (924F0106SS)
and stainless steel spill shield pair (924F0106SSPR)

HYDRAULIC — 6 INCH AUGER — Available with standard, center, left, and dual discharge

- Spread Range:** 2-40 feet
- Feed Mechanism:** 6 inch auger with 3/8 inch flighting
- Motor:** Independent direct drive hydraulic auger and spinner motors
- Features:** Sealed, self-aligning 1-1/4 inch diameter bearing with grease fitting
Low-speed, high-torque orbital motors
Hydraulic safety lockout system
Bottom cover allows for easy access to entire auger assembly and one-person cleanout
- Includes:** 18 inch poly spinner disc



Standard and Driver Side Discharge are available with extended side plates as shown below

92421SSA
(Standard Discharge)


92429SSA
(Dual Discharge)

Bulk Salt	Bulk Sand	3/8 Inch Gravel	50 / 50 Salt / Sand
✓	✓	✓	✓

Optional hard face flighting
Optional speed sensing motors
Optional powder coated spill shields (924F0106PR)
Optional stainless steel spill shields (924F0206SSPR)

ELECTRIC — 6 INCH AUGER — Available with standard discharge or center discharge

- Spread Range:** 2-25 feet
- Feed Mechanism:** 6 inch auger with 3/8 inch flighting
- Motor:** Two 12V direct drive motors (3/4 HP for auger, 1/2 HP for spinner)
- Features:** Bottom cover allows for easy access to entire auger assembly and one-person cleanout
Sealed, self-aligning 1-1/4" diameter bearings with grease fittings
- Includes:** Stainless steel dump body mounting plates, 18 inch poly spinner disc
- Controller:** In-cab closed-loop controller with independent auger and spinner speeds, and vibrator control



92441SSA
(center discharge)

92440SSA
(standard discharge)

3016934

Bulk Salt	Bulk Sand	3/8 Inch Gravel	50 / 50 Salt / Sand
✓	✓	✓	✓

Optional stainless steel spill shields (924F0106SSPR)

REPLACEMENT TAILGATE SPREADERS

6 Inch Auger Feed



9035100 and
535000 shown

STANDARD FEATURES AND ACCESSORIES *See pg. 62 for full product listing*

- Anti-flow plate
- 18 inch poly spinner
- Mounting kit to fit multiple dump body configurations
- 304 stainless steel body



6" Dia. Auger and Screen (9035100)

ELECTRIC — Available with center and driver side discharge

Spread Range: 2-25 feet

Feed Mechanism: 6 inch auger with 3/8 inch flighting

Application: Fits in place of tailgate on 1 ton / super duty dump body

Motor: Independent variable speeds for the auger and spinner

Additional Features: Hinged, full-length trough for easy clean out

Controller: In-cab closed-loop controller with independent auger and spinner speeds, and vibrator control



9035100

3016934
Heavy Duty Variable Speed Controller

Bulk Salt	Bulk Sand	3/8 Inch Gravel	50 / 50 Salt / Sand
✓	✓		✓

HYDRAULIC — Available with center and driver side discharge

Spread Range: 2-25 feet

Feed Mechanism: 6 inch auger with 3/8 inch flighting

Application: Fits in place of tailgate on 1 ton / super duty dump body

Motor: Auger and spinner powered by independent hydraulic motors

Additional Features: Hinged, full-length trough for easy clean out



9035102

Bulk Salt	Bulk Sand	3/8 Inch Gravel	50 / 50 Salt / Sand
✓	✓		✓

DUMPERDOGG® ELECTRIC — Center discharge

Spread Range: 2-20 feet

Feed Mechanism: 5 inch auger with mixing tines

Application: Fits in place of DumperDogg® tailgate

Motor: Two 12V direct drive motors
(3/4 HP for auger, 1/2 HP for spinner)

Additional Features: Auger (5 inch O.D. x 2.4 inch I.D. x 20 inch L) with mixing tines
Hinged 18 inch poly spinner



3016934
Heavy Duty Variable Speed Controller

Bulk Salt	Bulk Sand	3/8 Inch Gravel	50 / 50 Salt / Sand
✓	✓		✓

HYDRAULIC **ANTI-ICE** SYSTEMS

Powered by 235 GPM Hydraulic Pumps with an Oil Requirement of 0-11 GPM

Intended for use with existing hydraulic systems (see page 48 for valve and control options).



6192716 shown above

HYDRAULIC SYSTEM FEATURES

UV Stabilized, High Density Polyethylene Tank

Tanks include internal baffling to help minimize "sloshing" for better vehicle control.

Included Powder-Coated Leg Frame Stand

For easy loading and unloading from the truck and convenient off-season storage.

Stainless Steel Spray Bar

One or three lane liquid coverage.

Clip-On Spray Nozzles with Adjustable Angle

Nozzles adjust to apply proper surface coverage and are removable for easy cleaning and maintenance.

Manifold-Type Fittings

Built with glass-injected polypropylene to support leak-free connections and easy service.



6192736 shown above

Systems NOT Intended for Use with a Ground Speed Oriented Controller

The systems below **DO NOT include a liquid flow meter** and are not compatible with ground speed oriented controllers. These systems control liquid application manually via a proportional hydraulic valve that is plumbed into a vehicle's existing hydraulic system.

If the vehicle's current hydraulic system does not have a proportional control valve, Buyers Products offers part number **LSV12** Proportional Liquid Spray Valve as a retro-fit. Buyers Products part number **WSE1** In-Cab Controller is recommended to electronically operate the valve from the cab in order complete the system.

(Valve and controller sold separately, see page 48 for details)

PART NO.	TANK SIZE (GALLONS)	FLOW RATE	SPRAY BAR
6192710	1065	235 GPM	1 Lane Stainless
6192715	1065	235 GPM	3 Lane Stainless
6192730	1750	235 GPM	1 Lane Stainless
6192735	1750	235 GPM	3 Lane Stainless

Systems Intended for Use with a Ground Speed Oriented Controller (Controllers Sold Separately)

The systems below **include a liquid flow meter** and are compatible with any ground speed oriented controller. Please note that **controllers are NOT included** in these kits and must be purchased separately.

Buyers Products offers the **9021000 Micro-Trak® Roadmaster™ controller**. It offers precise and automatic liquid application, and features a GPS ground speed sensor.

(Controller sold separately, see page 48 for details)

PART NO.	TANK SIZE (GALLONS)	FLOW RATE	SPRAY BAR
6192711	1065	235 GPM	1 Lane Stainless
6192716	1065	235 GPM	3 Lane Stainless
6192731	1750	235 GPM	1 Lane Stainless
6192736	1750	235 GPM	3 Lane Stainless

GAS ANTI-ICE SYSTEMS

Powered by Honda® Engines: 5 HP for 185 GPM Systems/2.8 HP for 25 GPM Systems



6191121 shown above with included leg stand

GAS SYSTEM FEATURES

UV Stabilized, High Density Polyethylene Tank

1,065 and 1,750 gallon tanks include internal baffling to help minimize "sloshing" for better vehicle control.

Included Powder-Coated Leg Frame Stand

For easy loading and unloading from the truck and convenient off-season storage.

Stainless Steel or PVC Spray Bar

One or three lane liquid coverage.

Clip-On Spray Nozzles with Adjustable Angle

Nozzles adjust to apply proper surface coverage and are removable for easy cleaning and maintenance.

Manifold-Type Fittings

Built with glass-injected polypropylene to support leak-free connections and easy service.

No hitch receiver? No problem. See page 49 for a PVC Spray Bar Auxiliary Mounting Kit.



6191121 shown above with optional 3039076 hose reel and spray gun kit

Manual Systems

Include a momentary switch to manually adjust flow-rate



3014187 "Switch" & 3014188 "Bracket"

Systems Intended for Use with a Ground Speed Oriented Controller (Controllers Sold Separately)

The systems below **include a liquid flow meter** and are compatible with any ground speed oriented controller. Please note that **controllers are NOT included** in these kits and must be purchased separately.

Buyers Products offers the **9021000 Micro-Trak® Roadmaster™ controller**. It offers precise and automatic liquid application, and features a GPS ground speed sensor.

(Controller sold separately, see page 48 for details)

PART NO.	TANK SIZE (GALLONS)	FLOW RATE	SPRAY BAR
6191120	550	25 GPM	1 Lane PVC
6191610	1065	185 GPM	1 Lane Stainless
6191615	1065	185 GPM	3 Lane Stainless
6191630	1750	185 GPM	1 Lane Stainless
6191635	1750	185 GPM	3 Lane Stainless

PART NO.	TANK SIZE (GALLONS)	FLOW RATE	SPRAY BAR
6191121 [†]	550	25 GPM	1 Lane PVC
6191611	1065	185 GPM	1 Lane Stainless
6191616	1065	185 GPM	3 Lane Stainless
6191631	1750	185 GPM	1 Lane Stainless
6191636	1750	185 GPM	3 Lane Stainless

[†]Comes with an "OPEN/CLOSE" Switch, all other automatic gas systems do not.

ELECTRIC ANTI-ICE SYSTEMS

Powered by a 12V, 18 Amp, 6 GPM Electric Pump



*6190120 shown above
with optional 3039076 hose reel and spray gun kit*

ELECTRIC STANDARD FEATURES

UV Stabilized, High Density Polyethylene Tank

For reliable, corrosion resistant brine storage.

Hitch-Mounted Electric Pump and PVC Spray Bar

Easily remove pump enclosure and spray bar when not in use.

Clip-On Spray Nozzles with Adjustable Angle

Nozzles adjust to apply proper surface coverage and are removable for easy cleaning and maintenance.

Electric Operation

Quiet and easy to maintain. Ideal for most off-road applications.

No hitch receiver? No problem. See page 49 for a PVC Spray Bar Auxiliary Mounting Kit.



6190160 shown above with optional 3039076 hose reel and spray gun kit

Manual Systems Include an Electric "On/Off" Backlit Switch

Any flow rate adjustments must be made on electric pump valve.

PART NO.	TANK SIZE (GALLONS)	FLOW RATE	SPRAY BAR
6190110	Tank Not Included	6 GPM	1 Lane PVC
6190120	55	6 GPM	1 Lane PVC
6190150	210	6 GPM	1 Lane PVC
6190160	325	6 GPM	1 Lane PVC
6190170	550	6 GPM	1 Lane PVC

Controller

Standard On/Off Backlit Switch



- Backlit switch turns pump on/off for simple operation.

6391001

OPTIONS

MICRO-TRAK® ROADMASTER™ (Sold Separately)



9021000

- Set application rate and go! System uses ground speed (based off GPS) to determine appropriate liquid application
- High contrast Liquid Crystal Display with large easy-to-read numbers
- Heavy-duty rotary switch for quick function selection
- Includes Garmin® Astro™ 5 GPS Ground Speed Sensor
- 3 integrated boom section on/off switches
- Blast button for quick blast of liquid
- Keylock lockout switch allows supervisor to prevent unauthorized changes to calibration settings or data counters
- Includes all needed mounting hardware
- **VRA/AVL Communications:** Variable Rate Application capability allows rate control or data logging via external device

PART NO.	DESCRIPTION
9021000	Micro-Trak® Roadmaster™

5-SWITCH PREWIRED PANEL (Sold Separately)



3034457

- Allows left, center, and right boom sections to be controlled independently
- Includes a master on/off switch and 2 additional auxiliary switches
- **For use with manual hydraulic and gas systems**

PART NO.	DESCRIPTION
3034457	5-Switch Prewired Panel

PROPORTIONAL CONTROL VALVE AND ELECTRIC IN-CAB CONTROLLER FOR HYDRAULIC SYSTEMS

If the vehicle's current hydraulic system does not have a proportional control valve, Buyers Products offers part number **LSV12** Proportional Liquid Spray Valve as a retro-fit. Additionally, the Buyers Products part number **WSE1** In-Cab Controller is recommended to electronically operate the valve from the cab in order complete the system.



LSV12



WSE1

PART NO.	DESCRIPTION
LSV12	Proportional Liquid Spray Valve

PART NO.	DESCRIPTION
WSE1	SaltDogg® Liquid Spray System Controller

HOSE REEL KITS



3035046

For Larger Volume Systems

- 50 ft hose on spring-loaded, retractable reel
- Includes gun and adjustable nozzle
- Includes hardware needed to plumb to hydraulic and gas systems
- **Works with all 1-3 lane stainless steel spray bar systems**

PART NO.	DESCRIPTION
3035046	Hose Reel Kit for Larger Volume Systems



3039076

For Smaller Volume Systems

- 50 ft hose on spring-loaded, retractable reel
- Includes gun and adjustable nozzle
- **For use with 550 gallon gas and all electric pickup systems** (6191120, 6191121, 6190110, 6190120, 6190150, 6190160, and 6190170)

PART NO.	DESCRIPTION
3039076	Hose Reel Kit for Smaller Volume Systems

3-WAY LOADING VALVE



3038494

- Allows the tank to be filled through the bottom output port

PART NO.	DESCRIPTION
3038494	3-Way Loading Valve

PVC SPRAY BAR AUXILIARY MOUNTING KIT



3038505

- Allows 1 lane PVC spray bar to be mounted on frame without using the vehicle receiver tube
- Mounting hardware included
- For use with 6191120, 6191121

PART NO.	DESCRIPTION
3038505	PVC Spray Bar Auxiliary Mounting Kit

WALK BEHIND / TOW BEHIND SPREADERS

WALK BEHIND BROADCAST SPREADERS

WB155BG

Black Powder-Coated Steel Frame

WB255BG

Stainless Steel Frame

Winter Use

Bulk Salt	Ice Melt	Bagged #1 Rock Salt
✓	✓	✓

All Season Use

Feed	Seed	Fertilizer
✓	✓	✓

- 1.5 cubic feet
- 24 foot spread
- Enclosed gear box
- Black powder-coated steel frame (**WB155BG**)
- Stainless steel frame (**WB255BG**)
- Included rain cover
- Bulk flow gate to handle bulk material
- See additional specs on page 63



WB255BG

WB155BG



Large single flow gate for bulk & bagged material (**WB155BG, WB255BG**)

WALK BEHIND DROP SPREADER

WB400

Stainless Steel Main Frame

Winter Use

Bulk Salt	Ice Melt	Bagged #1 Rock Salt
	✓	✓

- 2.5 cubic feet
- 44 inch wide drop spread
- Ideal for sidewalks and places with sensitive vegetation
- Stainless steel trough
- Includes rain cover
- See additional specs on page 63



TOW BEHIND BROADCAST SPREADER

TB150BG

Black Powder Coated Steel Frame

Winter Use

Bulk Salt	Ice Melt	Bagged #1 Rock Salt
✓	✓	✓

All Season Use

Feed	Seed	Fertilizer
✓	✓	✓

- 1.5 cubic feet
- 24 foot spread
- For year-round use
- Enclosed gear box
- Black powder-coated steel frame
- Comes with a tow-bar for small tractors, utility vehicles and ATVs
- Bulk flow gate to handle bulk material
- See additional specs on page 63



ATV / UTV SPREADERS

ATV ALL PURPOSE SPREADER

ATVS100

Horizontal Mount

Winter Use

Bulk Salt	Ice Melt	Bagged #1 Rock Salt
✓	✓	✓

All Season Use

Feed	Seed	Fertilizer
✓	✓	✓

- 12.5 gallon capacity
- Spread width up to 25 feet
- Adjustable shut-off gate
- Spreads dry free-flowing materials
- See additional specs on page 63
- Not for use with Lime



Handle-mounted switch



ATV ALL PURPOSE SPREADER

ATVS15A

Vertical Mount

Winter Use

Bulk Salt	Ice Melt	Bagged #1 Rock Salt
✓	✓	✓

All Season Use

Feed	Seed	Fertilizer
✓	✓	✓

- 15 gallon capacity
- Quick detachable mounting bracket
- Spread width up to 30 feet
- Adjustable shut-off gate
- 8-1/2 foot power cable with ON/OFF switch
- 12V, 5 AMP
- Gravity feed
- Spreads dry free-flowing materials
- See additional specs on page 63
- Not for use with Lime



Handle-mounted switch



UTV ALL PURPOSE SPREADER

UTVS16

Receiver Mount

Winter Use

Bulk Salt	Ice Melt	Bagged #1 Rock Salt
✓	✓	✓

All Season Use

Feed	Seed	Fertilizer
✓	✓	✓

- 15 gallon capacity
- 2 inch receiver mount
- Quickly detaches from hitch mount
- Spread width up to 30 feet
- Adjustable shut-off gate
- 8-1/2 inch power cable with ON/OFF switch
- 12V, 5 AMP
- Gravity feed
- Spreads dry free-flowing materials
- See additional specs on page 63
- Not for use with Lime



Handle-mounted switch



POLY SALT BOXES

- Durable, corrosion-free construction
- Double panel sloped lid with integral hasp
- Hand holds for ease of carrying
- Fork lift slots
- Stackable (9031100)
- 9031100: 36"W x 24"D x 30"H
- 9031105: 36"W x 24"D x 20"H (Ships UPS)
- 9031110: Salt Scoop



9031110

PRE-WET SYSTEMS

LIQUID SPRAY CONTROL SYSTEM (NO TANK / RESERVOIR)

System Includes

- All needed hoses, fittings, valves, and clamps
- Pre-plumbed/pre-wired pump enclosure with:
 - 12V, 3 GPM diaphragm pump
 - Pressure switch (to activate low/high pressure buzzer)
- Pre-Wet System Electric In-Cab Controller (WSE1/WSE75) with wiring harness



WSE1 - Electric Controller

PART NO.	DESCRIPTION
LS2	12 VDC Pre-Wet Kit (No Reservoir or Tank Included)

30 GALLON TANK, V-BOX MOUNTED SYSTEMS

System Includes

- Tank(s) with:
 - Stainless steel mounting bracket and hardware
 - Tie down strap(s) (for mounting)
 - All needed hoses, fittings, valves, and clamps
 - Pre-plumbed/pre-wired pump enclosure with:
 - 12V, 3 GPM diaphragm pump*/ 4.5 GPM hydraulic pump**
 - Proportional valve**
 - Pressure switch (to activate low/high pressure buzzer)
 - Pre-Wet System Electric In-Cab Controller (WSE1*/WSE75**) with wiring harness
- *Electric only, **Hydraulic only*



LS6 (Mounted on SHPE1500)



3036808



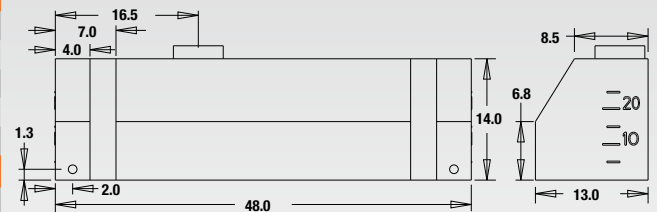
WSE1 - Electric Controller



WSE75 - Hydraulic Controller

PART NO.	DESCRIPTION
LS6	Electric 30 Gallon Tank System, (Poly Spreaders)
LS16	Electric 30 Gallon Tank System, (Steel / Stainless Spreaders)
LS16H	Hydraulic (2) 30 Gallon Tank System, (Steel / Stainless Spreaders)
LS17	Electric (2) 30 Gallon Tank System, (Steel / Stainless Spreaders)
LS17H	Hydraulic (2) 30 Gallon Tank System, (Steel / Stainless Spreaders)

PART NO.	DESCRIPTION	DIMENSIONS (L X W X H)	PORTS	WT (LB)
3036808	Tank Only	48" x 13" x 15.5"	(2) 3/4" NPT Ports	116.4



60 GALLON TANK, V-BOX MOUNTED SYSTEMS

System Includes

- Tank(s) with:
 - Stainless steel mounting bracket and hardware
 - Tie down strap(s) (for mounting)
- All needed hoses, fittings, valves, and clamps
- Pre-plumbed/pre-wired pump enclosure with:
 - 12V, 3 GPM diaphragm pump
 - Pressure switch (to activate low/high pressure buzzer)
- Pre-Wet System Electric In-Cab Controller (WSE1) with wiring harness



Part No. LS13 & LS14 - 60 gal. pre-wet system for PRO Series and SHPE2000



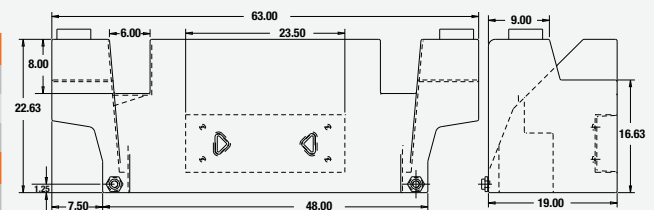
3040055



WSE1 - Electric Controller

PART NO.	DESCRIPTION
LS13	Electric 60 Gallon Tank System for PRO2000 and PRO2500 Series
LS14	Electric 60 Gallon Tank System for SHPE2000 (2018+ Models)
LS18	Electric 60 Gallon Tank System for SHPE1500 (2021+ Models)

PART NO.	DESCRIPTION	DIMENSIONS (L X W X H)	PORTS	WT (LB)
3040055	Tank Only	69" x 19" x 23"	3/4" NPT Port	46.5



See pg. 59 - 63 for full product listing

105 GALLON TANK, V-BOX MOUNTED SYSTEMS

System Includes

- Tank(s) with:
 - Stainless Steel Mounting Bracket and Hardware
 - Tie Down Strap(s) (for mounting)
- All Needed Hoses, Fittings, Valves, and Clamps
- Pre-Plumbed/Pre-Wired Pump Enclosure with:
 - 12V, 3 GPM Diaphragm Pump*/ 4.5 GPM Hydraulic Pump**
 - Proportional Valve**
 - Pressure Switch (to activate low/high pressure buzzer)
- Pre-Wet System Electric In-Cab Controller (WSE1*/WSE75**) with Wiring Harness

*Electric Only, **Hydraulic Only



WSE1 - Electric Controller



WSE75 - Hydraulic Controller

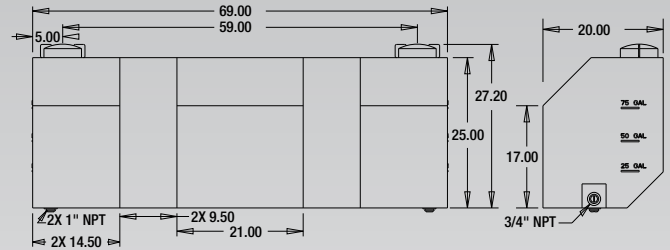


LS4 & LS5 (6-20 cy V-Box Mount 105 gal.)



used on LS4 & LS5

PART NO.	DESCRIPTION	DIMENSIONS (L X W X H)	PORTS	WT (LB)
LS4	Electric 105 Gallon Tank System			
LS4H	Hydraulic 105 Gallon Tank System			
LS5	Electric (2) 105 Gallon Tank System			
LS5H	Hydraulic (2) 105 Gallon Tank System			
PART NO.	DESCRIPTION	DIMENSIONS (L X W X H)	PORTS	WT (LB)
3010816	Tank Only	63" x 20" x 26.5"	(2) 3/4" NPT Ports, (2) 1" NPT Ports	62



160 GALLON TANK, MDS-MOUNTED SYSTEM

System Includes

- Tank(s) with:
 - Mounting Bracket and Hardware
 - Stainless Steel Tank Strap
- All Needed Hoses, Fittings, Valves, and Clamps
- Pre-Plumbed/Pre-Wired Pump Enclosure with:
 - 12V, 3 GPM Diaphragm Pump*/ 4.5 GPM Hydraulic Pump**
 - Proportional Valve**
 - Pressure Switch (to activate low/high pressure buzzer)
- Pre-Wet System Electric In-Cab Controller (WSE1/WSE75) with Wiring Harness

*Electric Only, **Hydraulic Only



WSE1 - Electric Controller

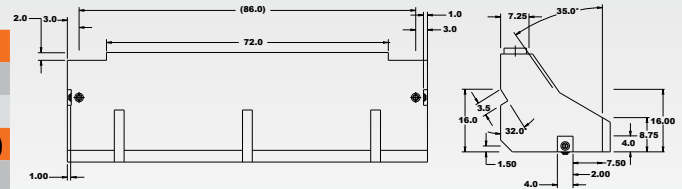


WSE75 - Hydraulic Controller

PART NO.	DESCRIPTION	DIMENSIONS (L X W X H)	PORTS	WT (LB)
LS11	Electric (2) 160 Gallon Tank System			
LS11H	Hydraulic (2) 160 Gallon Tank System			
PART NO.	DESCRIPTION	DIMENSIONS (L X W X H)	PORTS	WT (LB)
3032330	Tank Only	92" x 26" x 25"	3/4" NPT Ports, (2) 1" NPT Ports	87



LS11 (MDS Mount two, 160 gal.)



TWIN 80 GALLON TANK, MEDIUM DUTY DUMP SPREADER-MOUNTED SYSTEM

System Includes

- Tank(s) with:
 - Mounting Bracket and Hardware
 - Stainless Steel Tank Strap
- All Needed Hoses, Fittings, Valves, and Clamps
- Pre-Plumbed/Pre-Wired Pump Enclosure with:
 - 12V, 3 GPM Diaphragm Pump*/ 4.5 GPM Hydraulic Pump**
 - Proportional Valve**
 - Pressure Switch (to activate low/high pressure buzzer)
- Pre-Wet System Electric In-Cab Controller (WSE1/WSE75) with Wiring Harness

*Electric Only, **Hydraulic Only



WSE1 - Electric Controller

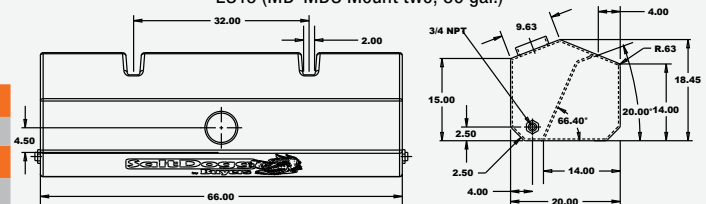


WSE75 - Hydraulic Controller

PART NO.	DESCRIPTION	DIMENSIONS (L X W X H)	PORTS	WT (LB)
LS15	Electric (2) 80 Gallon Tank System			
PART NO.	DESCRIPTION	DIMENSIONS (L X W X H)	PORTS	WT (LB)
3042828	Tank Only	66" x 20" x 18.5"	(2) 3/4" NPT Ports	60



LS15 (MD-MDS Mount two, 80 gal.)



PRE-WET SYSTEMS

400 GALLON TANK, V-BOX MOUNTED SYSTEMS

System Includes

- 2 Tanks with:
 - Stainless Steel Mounting Bracket and Hardware
- All Needed Hoses, Fittings, Valves, and Clamps
- Pre-Plumbed/Pre-Wired Pump Enclosure with:
 - 12V, 3 GPM Diaphragm Pump*/ 4.5 GPM Hydraulic Pump**
 - Proportional Valve**
 - Pressure Switch (to activate low/high pressure buzzer)
- Pre-Wet System Electric In-Cab Controller (WSE1*/WSE75**) with Wiring Harness

*Electric Only, **Hydraulic Only



LS10 (12'+V-Box Mount two, 400 gal.)



used on LS10

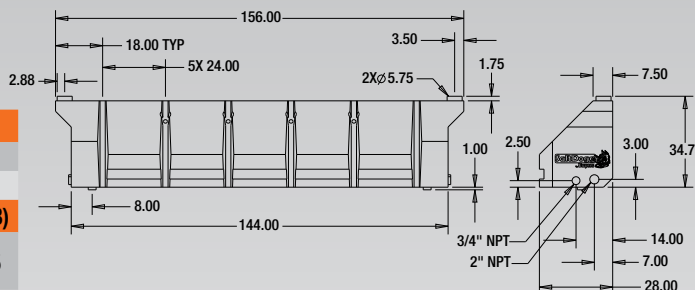


WSE1 - Electric Controller



WSE75 - Hydraulic Controller

PART NO.	DESCRIPTION	DIMENSIONS (L X W X H)	PORTS	WT (LB)
LS10	Electric (2) 400 Gallon Tank System			
LS10H	Hydraulic (2) 400 Gallon Tank System			
PART NO.	DESCRIPTION	DIMENSIONS (L X W X H)	PORTS	WT (LB)
3026538	Tank Only	156" x 28" x 35"	(2) 3/4" NPT Ports, (2) 2" NPT Ports	255.5



210 GALLON TANK, V-BOX MOUNTED SYSTEMS

System Includes

- 2 Tanks with:
 - Stainless Steel Mounting Bracket and Hardware
- All Needed Hoses, Fittings, Valves, and Clamps
- Pre-Plumbed/Pre-Wired Pump Enclosure with:
 - 12V, 3 GPM Diaphragm Pump*/ 4.5 GPM Hydraulic Pump**
 - Proportional Valve**
 - Pressure Switch (to activate low/high pressure buzzer)
- Pre-Wet System Electric In-Cab Controller (WSE1*/WSE75**) with Wiring Harness

*Electric Only, **Hydraulic Only



LS20 (12'+V-Box Mount two, 210 gal.)



used on LS20

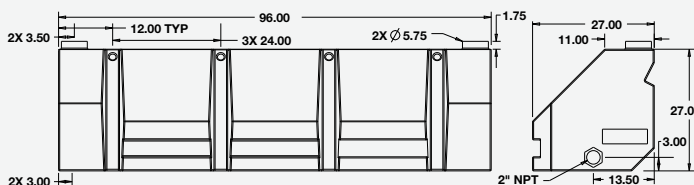


WSE1 - Electric Controller



WSE75 - Hydraulic Controller

PART NO.	DESCRIPTION	DIMENSIONS (L X W X H)	PORTS	WT (LB)
LS20	Electric (2) 210 Gallon Tank System			
LS20H	Hydraulic (2) 210 Gallon Tank System			
PART NO.	DESCRIPTION	DIMENSIONS (L X W X H)	PORTS	WT (LB)
3045375	Tank Only	96" x 27" x 27"	(2) 2" NPT Ports	168



See pg. 59 - 63 for full product listing

30 GALLON TANK, UNDERBODY MOUNTED SYSTEMS

System Includes

- Tanks with:
 - Powder-Coated Steel Mounting Brackets and Hardware
 - Tie Down Straps (for mounting)
 - All Needed Hoses, Fittings, Valves, and Clamps
 - Pre-Plumbed/Pre-Wired Pump Enclosure with:
 - 12V, 3 GPM Diaphragm Pump*/ 4.5 GPM Hydraulic Pump**
 - Proportional Valve**
 - Pressure Switch (to activate low/high pressure buzzer)
 - Pre-Wet System Electric In-Cab Controller (WSE1*/WSE75**) with Wiring Harness
- *Electric Only, **Hydraulic Only



WSE1 - Electric Controller



WSE75 - Hydraulic Controller

PART NO.	DESCRIPTION	DIMENSIONS (L X W X H)	PORTS	WT (LB)
LS9	Electric 30 Gallon Tank System			
LS9H	Hydraulic 30 Gallon Tank System			
PART NO.	DESCRIPTION	DIMENSIONS (L X W X H)	PORTS	WT (LB)
82123909	Tank Only	24" x 19" x 22"	3/4" FPT Port	18
82123919	Tank Only	38" x 19" x 22"	3/4" FPT Port	25
82123929	Tank Only	38" x 30" x 29"	3/4" FPT Port	40



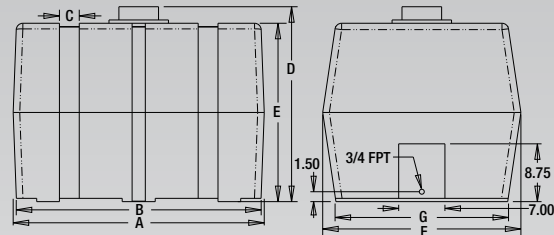
LS9 (Frame Mount 30 gal.)

used on LS9



82123909 82123919 82123929

PART NO.	A	B	C	D	E	F	G
82123909	23	24	2.5	22.5	20	19	18
82123919	38	37	2.5	22.5	20	19	18
82123929	38	37	3	29.5	27	30	26



105 GALLON TANK, TAILGATE MOUNT SYSTEMS FOR UNDER TAILGATE SPREADERS

System Includes

- Tanks with:
 - Stainless Steel Mounting Bracket and Hardware
 - Tie Down Straps (for mounting)
 - All Needed Hoses, Fittings, Valves, and Clamps
 - Pre-Plumbed/Pre-Wired Pump Enclosure with:
 - 12V, 3 GPM Diaphragm Pump*/ 4.5 GPM Hydraulic Pump**
 - Proportional Valve**
 - Pressure Switch (to activate low/high pressure buzzer)
 - Pre-Wet System Electric In-Cab Controller (WSE1*/WSE75**) with Wiring Harness
- *Electric Only, **Hydraulic Only



WSE1 - Electric Controller



WSE75 - Hydraulic Controller

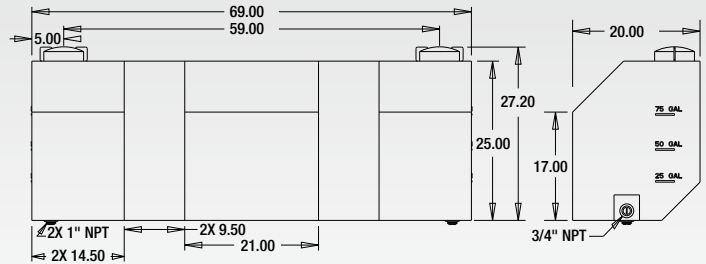
PART NO.	DESCRIPTION	DIMENSIONS (L X W X H)	PORTS	WT (LB)
LS4T	Electric 105 Gallon Tank System			
LS4TH	Hydraulic 105 Gallon Tank System			
PART NO.	DESCRIPTION	DIMENSIONS (L X W X H)	PORTS	WT (LB)
3010816	Tank Only	63" x 20" x 26.5"	(2) 3/4" NPT Ports, (2) 1" NPT Ports	62



LS4T (Dump Tailgate Mount 105 gal.)



used on LS4 & LS5



120 GALLON TANK, BETWEEN CAB & BODY MOUNTED SYSTEM

System Includes

- Tanks with:
 - Stainless Steel Mounting Bracket and Hardware
 - Tie Down Straps (for mounting)
 - All Needed Hoses, Fittings, Valves, and Clamps
 - Pre-Plumbed/Pre-Wired Pump Enclosure with:
 - 12V, 3 GPM Diaphragm Pump*/ 4.5 GPM Hydraulic Pump**
 - Proportional Valve**
 - Pressure Switch (to activate low/high pressure buzzer)
 - Pre-Wet System Electric In-Cab Controller (WSE1*/WSE75**) with Wiring Harness
- *Electric Only, **Hydraulic Only

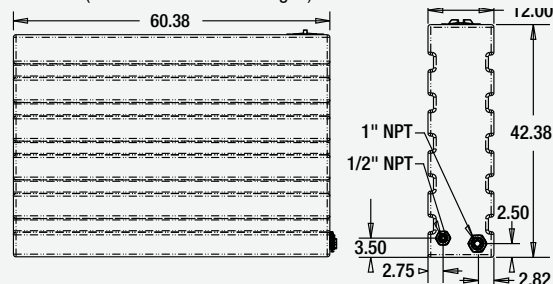
PART NO.	DESCRIPTION	DIMENSIONS (L X W X H)	PORTS	WT (LB)
LS12	Electric 120 Gallon Tank System			
LS12H	Hydraulic 120 Gallon Tank System			
PART NO.	DESCRIPTION	DIMENSIONS (L X W X H)	PORTS	WT (LB)
3030139	Tank Only	60.38" x 12" x 42.38"	1/2" NPT Port, 1" NPT Port	206
3026538	Galvanized frame for 3030139			105



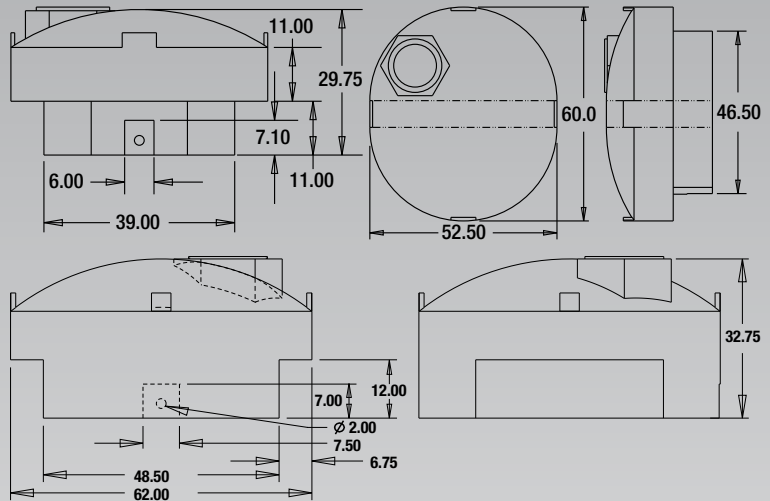
LS12 (Behind Cab Mount 120 gal.)



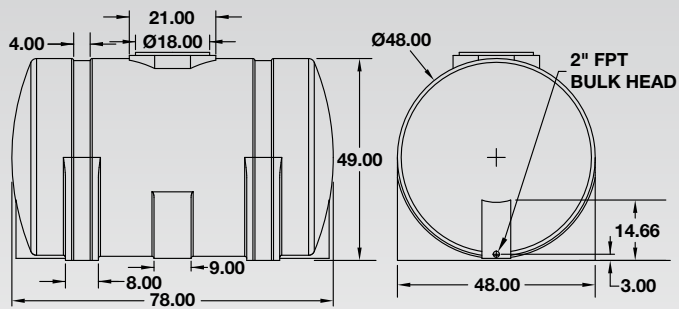
used on LS12



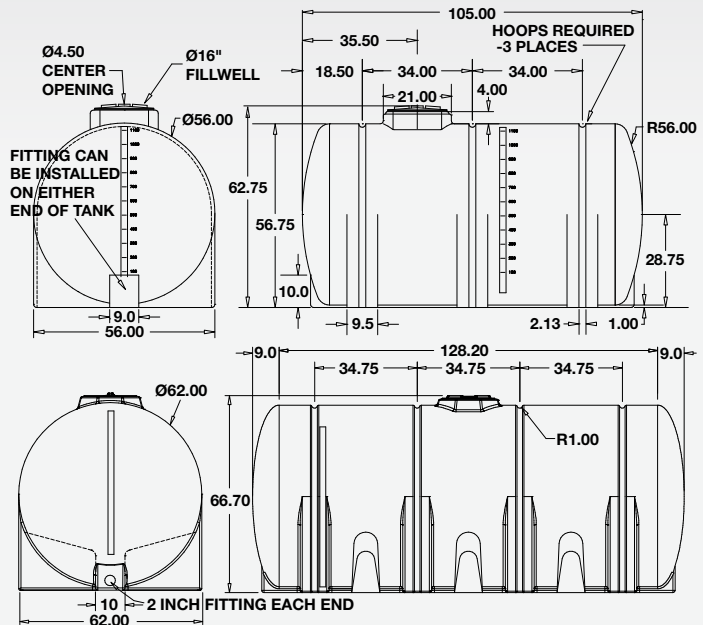
TANKS



PART NO.	CAPACITY	DIMENSIONS (L X W X H)	PORTS	WT (LB)
82124639	210 gal	60" x 52.5" x 29.75"	2" FPT Port	90
82124649	325 gal	63-5/16" x 52.5" x 32.75"	2" FPT Port	110



PART NO.	CAPACITY	DIMENSIONS (L X W X H)	PORTS	WT (LB)
82124269	550 gal	78" x 48" x 49"	2" FPT Port	160



PART NO.	CAPACITY	DIMENSIONS (L X W X H)	PORTS	WT (LB)
3027742	1,065 gal	105" x 56" x 62.75"	2" FPT Port	540
3035110	1,750 gal	146" x 62" x 67"	2" FPT Port	340

DOT LIGHT BARS

(COME FULLY ASSEMBLED)

44" LIGHT BAR KITS



8891144



8891145

PART NO.	DESCRIPTION
8891144 (Round)	(1) 304 Stainless Steel Light Box, Dimension: 44" L x 8" H x 3" D (2) 4" Round STT Lights, 10 Red LEDs (2) 4" Round Strobe Lights, 24 Amber LEDs (3) 2.5" Round Marker Lights, 4 Red LEDs (1) Wire Harness (2) LED Load Equalizers
8891145 (Oval)	(1) 304 Stainless Steel Light Box, Dimension: 44" L x 8" H x 3" D (2) 6" Oval STT Lights, 10 Red LEDs (2) 6" Oval Strobe Lights, 24 Amber LEDs (3) 2.5" Round Marker Lights, 4 Red LEDs (1) Wire Harness (2) LED Load Equalizers

66" LIGHT BAR KITS



8891150



8891168



8891166



8891169



8891167

PART NO.	DESCRIPTION
8891150 (Oval)	(1) 304 Stainless Steel Light Box, Dimension: 66" L x 4" H x 3" D (2) 6.5" Oval STT Lights, 10 Red LEDs (2) 6.5" Oval Strobe Lights, 24 Amber LEDs (3) .75" Round Marker Lights, 3 Red LEDs (1) Wire Harness (2) LED Load Equalizers/Turn Signals
8891166 (Round)	(1) 304 Stainless Steel Light Box, Dimension: 66" L x 8" H x 3" D (2) 4" Round STT Lights, 10 Red LEDs (2) 4" Round Back-Up Lights, 10 Clear LEDs (2) 4" Round Strobe Lights, 24 Amber LEDs (3) 2.5" Round Marker Lights, 4 Red LEDs (1) Wire Harness (2) LED Load Equalizers
8891167 (Round)	(1) 304 Stainless Steel Light Box, Dimension: 66" L x 8" H x 3" D (4) 4" Round STT Lights, 10 Red LEDs (2) 4" Round Strobe Lights, 24 Amber LEDs (3) 2.5" Round Marker Lights, 4 Red LEDs (1) Wire Harness (2) LED Load Equalizers
8891168 (Oval)	(1) 304 Stainless Steel Light Box, Dimension: 66" L x 8" H x 3" D (2) 6" Oval STT Lights, 10 Red LEDs (2) 6" Oval Back-Up Lights, 10 Clear LEDs (2) 6" Oval Strobe Lights, 24 Amber LEDs (3) 2.5" Round Marker Lights, 4 Red LEDs (1) Wire Harness (2) LED Load Equalizers
8891169 (Oval)	(1) 304 Stainless Steel Light Box, Dimension: 66" L x 8" H x 3" D (4) 6" Oval STT Lights, 10 Red LEDs (2) 6" Oval Strobe Lights, 24 Amber LEDs (3) 2.5" Round Marker Lights, 4 Red LEDs (1) Wire Harness (2) LED Load Equalizers

77" LIGHT BAR KITS



8891177



8891178

PART NO.	DESCRIPTION
8891177 (Oval)	(1) 304 Stainless Steel Light Box, Dimension: 77" L x 4" H x 3" D (2) 6.5" Oval Strobe Lights, 24 Amber LEDs (2) 6.5" Oval Back-Up Lights, 10 Clear LEDs (2) 6.5" Oval STT, 10 Red LEDs (3) .75" Round Marker Lights, 3 Red LEDs (1) Wire Harness (2) LED Load Equalizers
8891178 (Oval)	(1) 304 Stainless Steel Light Box, Dimension: 77" L x 4" H x 3" D (4) 6" Oval STT Lights, 10 Red LEDs (2) 6" Oval Strobe Lights, 24 Amber LEDs (3) .75" Round Marker Lights, 3 Red LEDs (1) Wire Harness (2) LED Load Equalizers/Turn Signal

ACCESSORIES

LIGHT OPTIONS FOR SPREADERS

See more at www.buyersproducts.com/electrical-lighting



1492100



1492110



1492111



1492115



1492116



1492127



1492198



Flood Mode

Strobe Mode


1492230



1492128

PART NO.	SIZE	LEDS	AMPS	LUMENS	COLOR	MOUNT	LEAD LENGTH	CONNECTION	WT. (LB)
1492100	5"	-	2.92	-	Clear	8mm Stud	10"	Blunt Cut	2.64
1492110	5"	54	3.0	375	Clear	8mm Stud SST	36"	Blunt Cut	1.63
1492111	5"	54	3.0	375	Amber	8mm Stud SST	36"	Blunt Cut	1.63
1492115	4.6"	6	1.5	1,350	Clear	8mm Stud SST	36"	Blunt Cut	1.20
1492116	4.6"	6	1.5	1,350	Amber	8mm Stud SST	36"	Blunt Cut	1.20
1492127	5"	14	1.83	3,780	Clear	10mm Stud SST	36"	Blunt Cut	1.20
1492198	4"	4	6.6	4,500	Clear	10mm Stud SST	7"	Blunt Cut	3.31
1492230	4.5"	16	6.6	7,421	Clear - Flood Amber - Strobe	10mm Stud SST	20"	Deutsch	1.45
1492128	4.6"	16	2.08	3,120	Clear	10mm Stud SST	36"	Blunt Cut	2.25

Driveway Markers




1308600

- Reflective tape
- 5/16" x 48"
- Pencil end for easy staking
- Rounded end resists splintering

PART NO.	DESCRIPTION
1308600	Orange Markers (36 per Case)

Tie Down Kit



3010548

- Heavy-duty chain and turn buckle tie down kit
- Zinc plated hardware
- Powder-coated brackets

PART NO.	DESCRIPTION
3010548	Heavy-Duty Chain & Turn Buckle Tie Down Kit for 6-20 Cubic Yard Municipal Spreaders

SPECIFICATION CHART

PART NUMBER	CAPACITY	HEIGHT	WIDTH	LENGTH OVERALL	HOPPER LENGTH	FEED MECHANISM	PRE-WET SYSTEM COMPATIBILITY
ELECTRIC POLY HOPPER SPREADERS PG. 4-8							
TGSUV1B	4.4 cu. ft.	40.5"	22.5"	21"	19"	Manual Open/Close Gate w/Gravity Feed	—
TGSUVPROA	4.4 cu. ft.	40.5"	22.5"	21"	19"	Gravity Feed w/Vertical 12V Auger Assist	—
TGS01B	8 cu. ft.	45.7"	29.7"	26"	26"	Gravity Feed w/Vertical 12V Auger Assist	—
TGS05B	10.79 cu. ft.	40.1"	54.3"	52.25"	23"	Gravity Feed w/Vertical 12V Auger Assist	—
TGS02	4.0 cu. ft.	31.5"	30.9"	30"	18.3"	Horizontal Auger Feed	—
TGS03	8 cu. ft.	45"	38"	38"	28"	Horizontal Auger Feed	—
TGS07	11 cu. ft.	46"	53"	51"	26"	Horizontal Auger Feed	—
TGS06	10 cu. ft.	40"	63"	52"	26.9"	Manual Open/Close Gate w/Gravity Feed	—
ELECTRIC POLY HOPPER SPREADERS PG. 10-11							
SHPE0750	0.75 cu. yds.	28"	48"	63.2"	53"	2.5" Stainless Steel Auger & Trough	—
SHPE0750X	0.75 cu. yds.	28"	48"	66.7"	53"	2.5" Stainless Steel Auger & Trough	—
SHPE1000	1.0 cu. yds.	34"	48"	82.1"	68"	2.5" Stainless Steel Auger & Trough	—
SHPE1000X	1.0 cu. yds.	34"	48"	82.1"	68"	2.5" Stainless Steel Auger & Trough	—
SHPE1500	1.5 cu. yds.	38"	50.5"	99.7"	87.3"	2.5" Stainless Steel Auger & Trough	LS14
SHPE1500X	1.5 cu. yds.	38"	50.5"	103.1"	87.3"	2.5" Stainless Steel Auger & Trough	LS14
SHPE2000	2 cu. yds.	40"	47.8"	100"	96"	2.5" Stainless Steel Auger & Trough	LS14
SHPE2000X	2 cu. yds.	40"	47.8"	103.3"	96"	2.5" Stainless Steel Auger & Trough	LS14
PRO1500	1.5 cu. yds.	38"	48"	89.5"	89.5"	5.25" Steel Auger, Stainless Steel Trough	LS13
PRO1500CH	1.5 cu. yds.	38"	48"	89.5"	89.5"	12" Wide Conveyor Chain	LS13
PRO2000	2 cu. yds.	44.3"	48"	96"	96"	5.25" Steel Auger, Stainless Steel Trough	LS13
PRO2000CH	2 cu. yds.	44.3"	48"	96"	96"	12" Wide Conveyor Chain	LS13
PRO2500	2.5 cu. yds.	44.3"	48"	116.5"	116.5"	5.25" Steel Auger, Stainless Steel Trough	LS13
PRO2500CH	2.5 cu. yds.	44.3"	48"	116.5"	116.5"	12" Wide Conveyor Chain	LS13
ELECTRIC V-BOX SLIDE-IN SPREADERS PG. 14-15							
1470601SS	2.0 cu. yds.	32.1"	47"	110.8"	96"	5-1/4" Auger	LS7
1400601SS	2.0 cu. yds.	32.1"	47"	110.8"	96"	12" Wide Conveyor Chain	LS7
1400701SS	1.5 cu. yds.	32.1"	47"	86.8"	72"	12" Wide Conveyor Chain	LS7
GAS V-BOX SLIDE-IN SPREADERS PG. 16-17							
1400200SS	1.5 cu. yds.	32.1"	47"	99.7"	72"	12" Wide Conveyor Chain	LS7
1400250SS	1.5 cu. yds.	32.1"	47"	99.7"	72"	12" Wide Conveyor Chain	LS7
1400050SS	2 cu. yds.	32.1"	47"	100"	96"	12" Wide Conveyor Chain	LS7
1400100SS	2 cu. yds.	32.1"	47"	100"	96"	12" Wide Conveyor Chain	LS7
1400400	2 cu. yds.	35"	47"	100"	95.5"	12" Wide Conveyor Chain	LS7
1400450	2 cu. yds.	35"	47"	100"	95.5"	12" Wide Conveyor Chain	LS7
1400300SS	2.5 cu. yds.	32.1"	47"	124.8"	120"	12" Wide Conveyor Chain	LS7
1400350SS	2.5 cu. yds.	32.1"	47"	124.8"	120"	12" Wide Conveyor Chain	LS7
MID-SIZE ELECTRIC POLY HOPPER SPREADERS PG. 20-23							
PRO3000*	3 cu. yds.	53"	50"	124"	114"	5.25" Steel Auger, Stainless Steel Trough	—
PRO3000CH*	3 cu. yds.	53"	50"	124"	114"	12" Wide Steel Pintle Conveyor Chain	—
SHPE4000	4 cu. yds.	43.5"	74"	114.8"	99.5"	5.5" Steel Auger, Stainless Steel Trough	—
SHPE4000CH	4 cu. yds.	43.5"	74"	114.8"	99.5"	12" Wide Steel Pintle Chain Conveyor	—
SHPE6000	6 cu. yds.	57"	77"	133.5"	127"	6" Steel Auger, Stainless Steel Trough	—
SHPE6000CH	6 cu. yds.	57"	77"	133.5"	127"	12" Wide Steel Pintle Chain Conveyor	—

SPECIFICATION CHART

PART NUMBER	CAPACITY	HEIGHT	WIDTH	LENGTH OVERALL	HOPPER LENGTH	FEED MECHANISM	PRE-WET SYSTEM COMPATIBILITY
2.5 – 3.0 CU. YD. GAS / ELECTRIC / HYDRAULIC MID-SIZE SPREADERS PG. 24-25							
14708F381211	2.5 cu. yds.	38.0"	38.0"	115.9"	96"	14.5" Wide Conveyor Chain, Gas	LS4, LS5, LS16, LS17
14708F380211	2.5 cu. yds.	38.0"	38.0"	116.5"	96"	14.5" Wide Conveyor Chain, Electric	LS4, LS5, LS16, LS17
14708F382211	2.5 cu. yds.	38.0"	38.0"	118.8"	96"	14.5" Wide Conveyor Chain, Hydraulic	LS4, LS5, LS16, LS17
14709F381211	2.75 cu. yds.	38.0"	38.0"	127.9"	108"	14.5" Wide Conveyor Chain, Gas	LS4, LS5, LS16, LS17
14709F380211	2.75 cu. yds.	38.0"	38.0"	128.5"	108"	14.5" Wide Conveyor Chain, Electric	LS4, LS5, LS16, LS17
14709F382211	2.75 cu. yds.	38.0"	38.0"	130.0"	108"	14.5" Wide Conveyor Chain, Hydraulic	LS4, LS5, LS16, LS17
14710F381211	3.0 cu. yds.	38.0"	38.0"	138.9"	120"	14.5" Wide Conveyor Chain, Gas	LS4, LS5, LS16, LS17
14710F380211	3.0 cu. yds.	38.0"	38.0"	140.5"	120"	14.5" Wide Conveyor Chain, Electric	LS4, LS5, LS16, LS17
14710F382211	3.0 cu. yds.	38.0"	38.0"	141.8"	120"	14.5" Wide Conveyor Chain, Hydraulic	LS4, LS5, LS16, LS17
3.5 – 5.5 CU. YD. GAS / ELECTRIC / HYDRAULIC MID-SIZE SPREADERS PG. 26-27							
14708F461211	3.5 cu. yds.	45.5"	70"	115.9"	96"	14.5" Wide Conveyor Chain, Gas	LS4, LS5, LS16, LS17
14708F460211	3.5 cu. yds.	45.5"	70"	115.9"	96"	14.5" Wide Conveyor Chain, Electric	LS4, LS5, LS16, LS17
14708F462211	3.5 cu. yds.	45.5"	70"	118.8"	96"	14.5" Wide Conveyor Chain, Hydraulic	LS4, LS5, LS16, LS17
14709F461211	4.0 cu. yds.	45.5"	70"	127.9"	108"	14.5" Wide Conveyor Chain, Gas	LS4, LS5, LS16, LS17
14709F460211	4.0 cu. yds.	45.5"	70"	127.9"	108"	14.5" Wide Conveyor Chain, Electric	LS4, LS5, LS16, LS17
14709F462211	4.0 cu. yds.	45.5"	70"	130.0"	108"	14.5" Wide Conveyor Chain, Hydraulic	LS4, LS5, LS16, LS17
14710F461211	4.5 cu. yds.	45.5"	70"	138.9"	120"	14.5" Wide Conveyor Chain, Gas	LS4, LS5, LS16, LS17
14710F460211	4.5 cu. yds.	45.5"	70"	138.9"	120"	14.5" Wide Conveyor Chain, Electric	LS4, LS5, LS16, LS17
14710F462211	4.5 cu. yds.	45.5"	70"	141.8"	120"	14.5" Wide Conveyor Chain, Hydraulic	LS4, LS5, LS16, LS17
14709F521211	5.0 cu. yds.	57.5"	70"	138.9"	120"	14.5" Wide Conveyor Chain, Gas	LS4, LS5, LS16, LS17
14709F520211	5.0 cu. yds.	57.5"	70"	138.9"	120"	14.5" Wide Conveyor Chain, Electric	LS4, LS5, LS16, LS17
14709F522211	5.0 cu. yds.	57.5"	70"	141.8"	120"	14.5" Wide Conveyor Chain, Hydraulic	LS4, LS5, LS16, LS17
14710F521211	5.5 cu. yds.	50.6"	70"	138.9"	120"	14.5" Wide Conveyor Chain, Gas	LS4, LS5, LS16, LS17
14710F520211	5.5 cu. yds.	50.6"	70"	138.9"	120"	14.5" Wide Conveyor Chain, Electric	LS4, LS5, LS16, LS17
14710F522211	5.5 cu. yds.	50.6"	70"	141.8"	120"	14.5" Wide Conveyor Chain, Hydraulic	LS4, LS5, LS16, LS17
14708F468211	3.5 cu. yds.	45.5"	70"	115"	96"	5.25" Variable Pitch Auger, Electric	LS4, LS5, LS16, LS17
14708F463211	3.5 cu. yds.	45.5"	70"	115"	96"	5.25" Variable Pitch Auger, Hydraulic	LS4, LS5, LS16, LS17
14709F468211	4.0 cu. yds.	45.5"	70"	127"	108"	5.25" Variable Pitch Auger, Electric	LS4, LS5, LS16, LS17
14709F463211	4.0 cu. yds.	45.5"	70"	127"	108"	5.25" Variable Pitch Auger, Hydraulic	LS4, LS5, LS16, LS17
14710F468211	4.5 cu. yds.	45.5"	70"	139"	120"	5.25" Variable Pitch Auger, Electric	LS4, LS5, LS16, LS17
14710F463211	4.5 cu. yds.	45.5"	70"	139"	120"	5.25" Variable Pitch Auger, Hydraulic	LS4, LS5, LS16, LS17
14709F528211	5.0 cu. yds.	50.4"	70"	127"	108"	5.25" Variable Pitch Auger, Electric	LS4, LS5, LS16, LS17
14709F523211	5.0 cu. yds.	50.4"	70"	127"	108"	5.25" Variable Pitch Auger, Hydraulic	LS4, LS5, LS16, LS17
14710F528211	5.5 cu. yds.	50.4"	70"	139"	120"	5.25" Variable Pitch Auger, Electric	LS4, LS5, LS16, LS17
14710F523211	5.5 cu. yds.	50.4"	70"	139"	120"	5.25" Variable Pitch Auger, Hydraulic	LS4, LS5, LS16, LS17
6 - 20 CU. YD. HYDRAULIC MUNICIPAL SPREADERS PG. 30							
14509F572111	6 cu. yds.	57"	82"	132"	108"	24" Wide Conveyor, 50:1 Gearbox Ratio	LS4, LS5, LS10, LS20
14509F575111	6 cu. yds.	57"	82"	132"	108"	24" Wide Conveyor, 25:1 Gearbox Ratio	LS4, LS5, LS10, LS20
14509F576111	6 cu. yds.	57"	82"	132"	108"	24" Wide Conveyor, 6:1 Gearbox Ratio	LS4, LS5, LS10, LS20
14510F570121	7 cu. yds.	57"	82"	144"	120"	24" Wide Conveyor, 50:1 Gearbox Ratio	LS4, LS5, LS10, LS20
14510F575111	7 cu. yds.	57"	82"	144"	120"	24" Wide Conveyor, 25:1 Gearbox Ratio	LS4, LS5, LS10, LS20
14510F576111	7 cu. yds.	57"	82"	144"	120"	24" Wide Conveyor, 6:1 Gearbox Ratio	LS4, LS5, LS10, LS20
14510F632111	8 cu. yds.	63"	82"	144"	120"	24" Wide Conveyor, 50:1 Gearbox Ratio	LS4, LS5, LS10, LS20
14510F635111	8 cu. yds.	63"	82"	144"	120"	24" Wide Conveyor, 25:1 Gearbox Ratio	LS4, LS5, LS10, LS20
14510F636111	8 cu. yds.	63"	82"	144"	120"	24" Wide Conveyor, 6:1 Gearbox Ratio	LS4, LS5, LS10, LS20
14510F692111	9 cu. yds.	69"	82"	144"	120"	24" Wide Conveyor, 50:1 Gearbox Ratio	LS4, LS5, LS10, LS20

PART NUMBER	CAPACITY	HEIGHT	WIDTH	LENGTH OVERALL	HOPPER LENGTH	FEED MECHANISM	PRE-WET SYSTEM COMPATIBILITY
6 - 20 CU. YD. HYDRAULIC MUNICIPAL SPREADERS - CONTINUED PG. 30							
14510F695111	9 cu. yds.	69"	82"	144"	120"	24" Wide Conveyor, 25:1 Gearbox Ratio	LS4, LS5, LS10, LS20
14510F696111	9 cu. yds.	69"	82"	144"	120"	24" Wide Conveyor, 6:1 Gearbox Ratio	LS4, LS5, LS10, LS20
14512F572111	10 cu. yds.	57"	82"	168"	144"	24" Wide Conveyor, 50:1 Gearbox Ratio	LS4, LS5, LS10, LS20
14512F576111	10 cu. yds.	57"	82"	168"	144"	24" Wide Conveyor, 25:1 Gearbox Ratio	LS4, LS5, LS10, LS20
14512F576111	10 cu. yds.	57"	82"	168"	144"	24" Wide Conveyor, 6:1 Gearbox Ratio	LS4, LS5, LS10, LS20
14512F632111	11 cu. yds.	63"	82"	168"	144"	24" Wide Conveyor, 50:1 Gearbox Ratio	LS4, LS5, LS10, LS20
14512F635111	11 cu. yds.	63"	82"	168"	144"	24" Wide Conveyor, 25:1 Gearbox Ratio	LS4, LS5, LS10, LS20
14512F636111	11 cu. yds.	63"	82"	168"	144"	24" Wide Conveyor, 6:1 Gearbox Ratio	LS4, LS5, LS10, LS20
14512F692111	13 cu. yds.	69"	82"	168"	144"	24" Wide Conveyor, 50:1 Gearbox Ratio	LS4, LS5, LS10, LS20
14512F695111	13 cu. yds.	69"	82"	168"	144"	24" Wide Conveyor, 25:1 Gearbox Ratio	LS4, LS5, LS10, LS20
14512F696111	13 cu. yds.	69"	82"	168"	144"	24" Wide Conveyor, 6:1 Gearbox Ratio	LS4, LS5, LS10, LS20
14514F572111	12 cu. yds.	57"	82"	192"	168"	24" Wide Conveyor, 50:1 Gearbox Ratio	LS4, LS5, LS10, LS20
14514F575111	12 cu. yds.	57"	82"	192"	168"	24" Wide Conveyor, 25:1 Gearbox Ratio	LS4, LS5, LS10, LS20
14514F576111	12 cu. yds.	57"	82"	192"	168"	24" Wide Conveyor, 6:1 Gearbox Ratio	LS4, LS5, LS10, LS20
14514F632111	13 cu. yds.	63"	82"	192"	168"	24" Wide Conveyor, 50:1 Gearbox Ratio	LS4, LS5, LS10, LS20
14514F635111	13 cu. yds.	63"	82"	192"	168"	24" Wide Conveyor, 25:1 Gearbox Ratio	LS4, LS5, LS10, LS20
14514F636111	13 cu. yds.	63"	82"	192"	168"	24" Wide Conveyor, 6:1 Gearbox Ratio	LS4, LS5, LS10, LS20
14514F692111	14 cu. yds.	69"	82"	192"	168"	24" Wide Conveyor, 50:1 Gearbox Ratio	LS4, LS5, LS10, LS20
14514F695111	14 cu. yds.	69"	82"	192"	168"	24" Wide Conveyor, 25:1 Gearbox Ratio	LS4, LS5, LS10, LS20
14514F696111	14 cu. yds.	69"	82"	192"	168"	24" Wide Conveyor, 6:1 Gearbox Ratio	LS4, LS5, LS10, LS20
7 - 10 CU. YD. HYDRAULIC AUGER SPREADERS PG. 31							
14509F573121*	6 cu. yds.	57"	82"	132"	108"	7" Hard Surface, Multi Pitch Auger	LS4, LS5, LS10, LS20
14510F573121	7 cu. yds.	55.25"	82"	82"	120"	7" Hard Surface, Multi Pitch Auger	LS4, LS5, LS10, LS20
14510F633121*	8 cu. yds.	63"	82"	144"	120"	7" Hard Surface, Multi Pitch Auger	LS4, LS5, LS10, LS20
14512F573121	9 cu. yds.	55.25"	82"	82"	144"	7" Hard Surface, Multi Pitch Auger	LS4, LS5, LS10, LS20
14510F693121*	9 cu. yds.	69"	82"	144"	120"	7" Hard Surface, Multi Pitch Auger	LS4, LS5, LS10, LS20
14514F573121	10 cu. yds.	55.25"	82"	82"	168"	7" Hard Surface, Multi Pitch Auger	LS4, LS5, LS10, LS20
14512F633121*	11 cu. yds.	63"	82"	168"	144"	7" Hard Surface, Multi Pitch Auger	LS4, LS5, LS10, LS20
14514F633121*	11 cu. yds.	63"	82"	192"	168"	7" Hard Surface, Multi Pitch Auger	LS4, LS5, LS10, LS20
14512F693121*	12 cu. yds.	69"	82"	168"	144"	7" Hard Surface, Multi Pitch Auger	LS4, LS5, LS10, LS20
14514F693121*	12 cu. yds.	69"	82"	192"	168"	7" Hard Surface, Multi Pitch Auger	LS4, LS5, LS10, LS20
14509F577121*	6 cu. yds.	57"	82"	132"	108"	Dual 7" Hard Surface, Multi Pitch Augers	LS4, LS5, LS10, LS20
14510F577121	7 cu. yds.	55.25"	82"	82"	120"	Dual 7" Hard Surface, Multi Pitch Augers	LS4, LS5, LS10, LS20
14510F637121*	8 cu. yds.	63"	82"	144"	120"	Dual 7" Hard Surface, Multi Pitch Augers	LS4, LS5, LS10, LS20
14512F577121	9 cu. yds.	55.25"	82"	82"	144"	Dual 7" Hard Surface, Multi Pitch Augers	LS4, LS5, LS10, LS20
14510F697121*	9 cu. yds.	69"	82"	144"	120"	Dual 7" Hard Surface, Multi Pitch Augers	LS4, LS5, LS10, LS20
14514F577121	10 cu. yds.	55.25"	82"	82"	168"	Dual 7" Hard Surface, Multi Pitch Augers	LS4, LS5, LS10, LS20
14512F637121*	11 cu. yds.	63"	82"	168"	144"	Dual 7" Hard Surface, Multi Pitch Augers	LS4, LS5, LS10, LS20
14514F637121*	11 cu. yds.	63"	82"	192"	168"	Dual 7" Hard Surface, Multi Pitch Augers	LS4, LS5, LS10, LS20
14512F697121*	12 cu. yds.	69"	82"	168"	144"	Dual 7" Hard Surface, Multi Pitch Augers	LS4, LS5, LS10, LS20
14514F697121*	12 cu. yds.	69"	82"	192"	168"	Dual 7" Hard Surface, Multi Pitch Augers	LS4, LS5, LS10, LS20
7 - 10 CU. YD. ELECTRIC MUNICIPAL SPREADERS PG. 32							
14510F570121	7 cu. yds.	50"	82"	144"	120"	24" Wide Conveyor with 1/4" Bars	LS4, LS5, LS10, LS20
14512F570121	9 cu. yds.	50"	82"	168"	144"	24" Wide Conveyor with 1/4" Bars	LS4, LS5, LS10, LS20
14514F570121	10 cu. yds.	50"	82"	168"	144"	24" Wide Conveyor with 1/4" Bars	LS4, LS5, LS10, LS20

For spreaders above 14 cubic yards contact customer service.

SPECIFICATION CHART

PART NUMBER	CAPACITY	HEIGHT	WIDTH	LENGTH OVERALL	HOPPER LENGTH	FEED MECHANISM	PRE-WET SYSTEM COMPATIBILITY
-------------	----------	--------	-------	----------------	---------------	----------------	------------------------------

MEDIUM DUTY DUMP SPREADERS PG. 34-35

933093135	3.2 cu. yds.	36"	84"	111"	108"	14.5" Wide Conveyor with 1/4" Bars	LS15
933113135	4.4 cu. yds.	36"	84"	135"	132"	14.5" Wide Conveyor with 1/4" Bars	LS15
933093135E1	3.2 cu. yds.	36"	84"	111"	108"	14.5" Wide Conveyor with 1/4" Bars	LS15
933113135E1	4.4 cu. yds.	36"	84"	135"	132"	14.5" Wide Conveyor with 1/4" Bars	LS15
933093135E2	3.2 cu. yds.	36"	84"	111"	108"	14.5" Wide Conveyor with 1/4" Bars	LS15
933113135E2	4.4 cu. yds.	36"	84"	135"	132"	14.5" Wide Conveyor with 1/4" Bars	LS15

MUNICIPAL DUMP SPREADERS PG. 36-37

933093648	6.4 cu. yds.	36"	96"	111"	108"	30.25" Wide Conveyor with 1/2" Bars	LS11 / LS12
933103648	7.2 cu. yds.	36"	96"	123"	120"	30.25" Wide Conveyor with 1/2" Bars	LS11 / LS12
933113648	8.0 cu. yds.	36"	96"	135"	132"	30.25" Wide Conveyor with 1/2" Bars	LS11 / LS12
933123648	8.8 cu. yds.	36"	96"	147"	144"	30.25" Wide Conveyor with 1/2" Bars	LS11 / LS12
933133648	9.6 cu. yds.	36"	96"	159"	156"	30.25" Wide Conveyor with 1/2" Bars	LS11 / LS12
933143648	10.4 cu. yds.	36"	96"	170"	168"	30.25" Wide Conveyor with 1/2" Bars	LS11 / LS12
933153648	11.2 cu. yds.	36"	96"	182"	180"	30.25" Wide Conveyor with 1/2" Bars	LS11 / LS12
934093648	6.4 cu. yds.	36"	96"	111"	108"	7" Dual Auger Drive	LS11 / LS12
934103648	7.2 cu. yds.	36"	96"	123"	120"	7" Dual Auger Drive	LS11 / LS12
934113648	8.0 cu. yds.	36"	96"	135"	132"	7" Dual Auger Drive	LS11 / LS12
934123648	8.8 cu. yds.	36"	96"	147"	144"	7" Dual Auger Drive	LS11 / LS12
934133648	9.6 cu. yds.	36"	96"	159"	156"	7" Dual Auger Drive	LS11 / LS12
934143648	10.4 cu. yds.	36"	96"	170"	168"	7" Dual Auger Drive	LS11 / LS12
934153648	11.2 cu. yds.	36"	96"	182"	180"	7" Dual Auger Drive	LS11 / LS12

PART NUMBER	HEIGHT	WIDTH	LENGTH OVERALL	DROP POSITION	FEED MECHANISM
-------------	--------	-------	----------------	---------------	----------------

UNDER TAILGATE SPREADERS PG. 38-39

92440SSA	31.25" / 34.25"	96"	25"	Standard	6" Auger w/3/8" Flighting, Electric
92441SSA	31.25" / 34.25"	96"	25"	Center	6" Auger w/3/8" Flighting, Electric
92420A	31.25" / 34.25"	96"	18"	Standard	6" Auger w/3/8" Flighting, Hydraulic
92420SSA	31.25" / 34.25"	96"	18"	Standard	6" Auger w/3/8" Flighting, Hydraulic
92421SSA	38" / 41"	96"	19"	Standard	6" Auger w/3/8" Flighting, Hydraulic
92422SSA	38" / 41"	96"	19"	Standard	6" Auger w/3/8" Hard Faced Flighting, Hydraulic
92425SSA	31.25" / 34.25"	96"	18"	Driver Side	6" Auger w/3/8" Flighting, Hydraulic
92426SSA	38" / 41"	96"	19"	Driver Side	6" Auger w/3/8" Flighting, Hydraulic
92427SSA	38" / 41"	96"	19"	Driver Side	6" Auger w/3/8" Hard Faced Flighting, Hydraulic
92428SSA	31.25" / 34.25"	96"	18"	Center	6" Auger w/3/8" Flighting, Hydraulic
92429SSA	31.25" / 34.25"	96"	18"	Dual Spinner	6" Auger w/3/8" Flighting, Hydraulic
92430A	31.25" / 34.25"	96"	18"	Standard	6" Auger w/3/8" Flighting, 5:1 Gearbox Ratio, Hydraulic
92430SSA	31.25" / 34.25"	96"	18"	Standard	6" Auger w/3/8" Flighting, 5:1 Gearbox Ratio, Hydraulic
92450SSA	31.25" / 34.25"	96"	18"	Standard	9" Auger w/3/8" Flighting, Hydraulic
92452SSA	31.25" / 34.25"	96"	18"	Standard	9" Auger w/3/8" Flighting, Hydraulic

REPLACEMENT TAILGATE SPREADERS PG. 40-41

9035100	37.2-40.2	84.25-90.25	N/A	Center	6" Auger w/3/8" Flighting, Electric
9035101	37.2-40.2	84.25-90.25	N/A	Driver Side	6" Auger w/3/8" Flighting, Electric
9035102	35.5-38.5	84.25-90.25	N/A	Center	6" Auger w/3/8" Flighting, Hydraulic
9035103	35.5-38.5	84.25-90.25	N/A	Driver Side	6" Auger w/3/8" Flighting, Hydraulic
5535000	36"	73" - 95"	N/A	Center	5" Auger w/Mixing Tines

PART NUMBER	CAPACITY	FLOW RATE	SPRAY BAR	APPLICATION RATE CONTROL
HYDRAULIC / GAS / ELECTRIC ANTI-ICE SYSTEMS PG. 42-47				
6191120	550 Gallons	25 GPM	1 Lane PVC	Manual
6191121	550 Gallons	25 GPM	1 Lane PVC	Automatic†
6191615	1065 Gallons	185 GPM	3 Lane Stainless	Manual*
6191616	1065 Gallons	185 GPM	3 Lane Stainless	Automatic†
6191635	1750 Gallons	185 GPM	3 Lane Stainless	Manual
6191636	1750 Gallons	185 GPM	3 Lane Stainless	Automatic†
6192715	1065 Gallons	235 GPM	3 Lane Stainless	Manual
6192716	1065 Gallons	235 GPM	3 Lane Stainless	Automatic†
6192735	1750 Gallons	235 GPM	3 Lane Stainless	Manual
6192736	1750 Gallons	235 GPM	3 Lane Stainless	Automatic†
6190110*	Tank Not Included	6 GPM	1 Lane PVC	Manual
6190120*	55 Gallons	6 GPM	1 Lane PVC	Manual
6190150	210 Gallons	6 GPM	1 Lane PVC	Manual
6190160	325 Gallons	6 GPM	1 Lane PVC	Manual
6190170	550 Gallons	6 GPM	1 Lane PVC	Manual

†Controls sold separately.

* Automatic with Flowmeter

PART NUMBER	CAPACITY	HEIGHT	WIDTH	LENGTH OVERALL	HOPPER LENGTH	FEED MECHANISM
WALK BEHINDS/ATV/UTV PG. 50-51						
WB155BG	1.5 cu.ft/ 100 lb.	31.5"	26.5"	22.5"	19"	Gravity Feed with Agitator
WB255BG	1.5 cu.ft/ 100 lb.	31.5"	26.5"	22.5"	19"	Gravity Feed with Agitator
TB150BG	1.5 cu.ft/ 100 lb.	31.5"	26.5"	46"	19"	Gravity Feed with Agitator
WB400	2.5 cu.ft/ 200 lb.	35"	44"	18.3"	43.1"	Gravity Feed
ATVS15A	15 Gallon	32.75"	18"	18.25"	16.5"	Gravity Feed
ATVS100	12.5 Gallon	16.25"	26.5"	32.75"	19"	Gravity Feed
UTVS16	15 Gallon	45"	18"	46"	16.5"	Gravity Feed

CAUTION: If you want to use a ground speed-oriented controller, you must purchase a system with a liquid flow meter. Automatic systems include a flowmeter for use with ground speed control systems like the MicroTrack RoadMaster 9021000.

SaltDogg® Anti-Ice systems come configured for either manual (on/off) control or for use with an automatic ground speed controller.

Ground speed controller sold separately.

The Buyers family of manufacturing companies

Tracom

B **Boomerang**
RUBBER, INC.

Romotech
Rotational Molding Technologies, Inc.

P **PROGRESSIVE**
POWDER COATING, INC.



www.buyersproducts.com

Buyers
PRODUCTS COMPANY

SnowDogg
by Buyers

SaltDogg
by Buyers

ScoopDogg
by Buyers

DumperDogg
by Buyers

LITSPREADERS_I

FREIGHT NOT
INCLUDED IN
PRICE OF UNIT.
FREIGHT WILL
BE BILLED UPON
PURCHASE.