



Aluminum Bodies For All Applications

FLATBED BODIES



Shown with Optional Lighted Headboard

Pickup Deletes & Cab Chassis

The DuraMag® Flatbed has ultimate flexibility.

You can add: Hoists for dumping, rack sides to restrain cargo, sideboards to fully enclose the sides and back, tarps, tool boxes (underbody and topside), D-rings for securing cargo, rear diamond plate aprons to dress it up a bit or additional headboard lights and strobes. The possibilities are limitless—and they all start with an economical base body that will outlast your truck.

Just need a basic replacement bed? The DuraMag® pickup delete is a favorite replacement body for rusted or damaged pickup beds. Great looks and function at an affordable price.



STANDARD FEATURES

- All Aluminum (6000 Series) Box Tube Construction
- Heavy 2" x 3" Long Sills (6000 Series)
- 24" OC Cross Members 2" x 3" (6000 Series)
- Premium G-tube Perimeter Frame (6000 Series)
- Extruded Aluminum Flooring – (Tongue and Groove - 6000 Series)
- Extruded Aluminum Headboard with Glide Track for easy on/off Accessories
- LED Lights Fully Pre-wired Inside Box Tube
- Stake Pockets & Rub Rail (Both Side & Rear)

For more information, visit DuraMagBodies.com



MANUFACTURED BY:

F3 MFG Inc.
977 West River Road, #3
Waterville, Maine 04901

☎ (207) 660-4700

fb.me/DuraMagTruckBodies

@duramagbodies

DISTRIBUTED BY:

Pickup Delete

Model*	Deck (W x L)	DuraMag Aluminum Weight (lbs)	Competition Steel Weight (lbs)	% Lighter Than Steel
TB08407	81" x 84"	328	489	33%
TB08485	81" x 102"	350	594	41%
TB09785	92" x 102"	398	674	41%
TB10185	97" x 102"	419	711	41%
TB10107	97" x 84"	392	586	33%

* Some model dimensions may differ slightly dependent on year/make/model of truck.
Visit <https://www.duramagbodies.com> for specific model number that applies to your truck.


All specifications subject to change without notice.

Cab Chassis

Model*	Deck (W x L)	DuraMag Aluminum Weight (lbs)	Competition Steel Weight (lbs)	% Lighter Than Steel
TB08495	81" x 114"	372	709	48%
TB09795	92" x 114"	422	802	47%
TB10195	97" x 114"	445	855	48%
TB09711	92" x 132"	489	912	46%
TB10111	97" x 132"	516	1,012	49%
TB09712	92" x 144"	534	1,024	48%
TB10112	97" x 144"	563	1,072	47%

For more dimension specifications, visit our website at [DuraMagBodies.com/flatbed-bodies](https://www.duramagbodies.com/flatbed-bodies)

STANDARD FEATURES



Tapered Headboard



Accessory Glide Track
(Standard in Every Flatbed Headboard)



Extruded Aluminum Flooring




Rear Light - Underside
(No Exposed Wiring)

FLATBED OPTIONS



Lighted Headboard



Inboard Stake Pockets



Toolboxes: Underbody
and Topside



Under Body Tie Rail



16" Removable Sideboards
(Shown with Optional Black Powder
Coat and Strobe Lights)



PT Flooring




Cantilever Rack with PT Flooring



Cantilever Rack with
Aluminum Floor



Cast Aluminum License
Plate Holder



6" Oval Stop/Tail/Turn,
Backup & Strobe Light

Visit our website at [DuraMagBodies.com](https://www.duramagbodies.com) for additional options »