

RELIANT™ RS85

NEW!



Shown with optional LED electronic control panel.
Also available standard with standard mechanical gauges.

Now 30% Lighter Than its Predecessor. More Powerful Than the Competition. Quieter Operation.

The Reliant™ RS85 provides a whopping 85 cfm of air power at almost half the weight of its predecessor. Enough power, in fact, to operate a 90 lb jack hammer or 4" piercing tool or 1 ½ inch impact wrench or assist in air gouging. No other brand of hydraulic driven abovedeck systems can even come close. The RS85 is designed with an aluminum air end and canopy to reduce weight and to protect against rust. Its compact footprint increases deck space on your truck, and its sound attenuation design decreases noise levels for comfortable operation. The RS85 is available with mechanical gauges or a LED control panel.

SPECIFICATIONS

Capacity (CFM)	60	60	70	70	80	80	85	85
Air Pressure (PSI)	100	150	100	150	100	150	100	125
Compressor (RPM)	1950	1975	2275	2300	2650	2650	2850	2850
Hydraulic Flow (GPM)*	14.0	14.2	16.5	16.8	18.5	18.8	19.7	19.9
Hydraulic Pressure (PSI)*	2500	2750	2650	2800	2800	3075	2800	2950

Dimensions with fittings (In.):
38.55L X 21.0W X 24.64H | Dry Weight (Lbs.): 285 lbs

* Ratings are approximate and are based on 120 °F hydraulic fluid temperature. Add 400 PSI minimum to hydraulic requirements for hydraulic system continuous pressure ratings. Consult Vanair® for specific details. **85 CFM @ 150 PSI systems may require additional cooling.

Product improvement is a continuing goal. Design and specifications are subject to change without notice or obligation. RELIANT_RS85L_9052019

PERFORMANCE

- 60-85 CFM and up to 150 PSI
- Ambient Operating Range of -20°F to +125°F
- Lightweight
- Six-Pin Weatherproof Electrical Connection
- Hydraulic Cooling Assist for Additional Hydraulic Systems
- 12V and 24V DC Models Available
- Open Center or Closed Center Hydraulic Manifold Block

ENCAPSULATED AIR COMPRESSOR

- Direct-Driven Aluminum Encapsulated Rotary Screw Air End
- Bolt-On Inlet Valve
- Integral Air-to-Oil Separator Tank
- Lifetime Warranty on Air End
- Made in the USA

AIR-TO-OIL COOLER

- Capable of Cooling Up to 150 PSI
- Ambient Operating Range of -20 °F to + 125 °F

HYDRAULIC COOLER

- Integrated Cooler Reduces Heat in Truck Hydraulic System

HYDRAULICS

- Gear-Type Motor
- Hydraulic Oil In - 3/4" 37 Degree JIC (#12)
- Hydraulic Oil Out - 1" 37 Degree JIC (#16)
- Open Center or Closed Center
- Hydraulic Case Drain - 3/8" 37 Degree JIC (#6)
- Hydraulic Load Sense Line - 1/4" 37 Degree JIC (#4)*

INSTRUMENTATION STANDARD

- Conveniently Located and Easy to Read Temperature, Hour, and Pressure Gauges
- Relocatable

OPTIONAL LED ELECTRONIC DISPLAY

- Remote Mountable up to 50 Ft. from Unit
- Telematic Upgradable
- Overpressure and Overtemperature Alerts
- Setting Directly on Control Panel to Change Pressure
- Customizable Splash Screen
- Fault Code History for Service Techs
- Hydraulic "Stall Detected" Alert for Low Supply of Hydraulic Flow and Pressure
- Temperature Range of -4°F - +150°F IP67 When Mounted

SAFETY EQUIPMENT

- Air Pressure Relief Safety Valve
- Open Center Hydraulic Oil Pressure Relief Valve
- Automatic Blow-Down on Shutdown
- High-Temperature and High-Pressure Shutdown
- Vented Fill Cap

SERVICEABILITY/CONVENIENCE

- Reversible Hinged Hood
- Access Panel for Easy Accessibility for Oil Changes
- JIC Fittings on Front of Machine for Hydraulic and Air Connections for Convenience

*Load sense line for closed center hydraulic system only.

HYDRAULIC SYSTEM REQUIREMENTS

All hydraulic ratings and pressures are at the machine and do not take into account the pressure drops of individual hydraulic systems. These pressure drops need to be taken into account and added to the rating of the hydraulic pump and components. Vanair highly recommends consulting a hydraulic supply expert for specifying the correct hydraulic pump size and type, oil reservoir size, hydraulic cooler, hydraulic pressure relief, and other hydraulic supply components for your application. Please take into consideration the following: The hydraulic flow and pressure requirements of the air compressor, the continuous hydraulic load when the compressor is running, the duty cycle and ambient operating temperatures, and any other hydraulic equipment that may share the same hydraulic supply system (Vanair recommends a dedicated pump and hydraulic circuit).

CANOPY

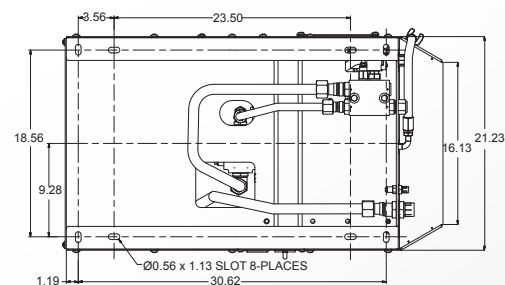
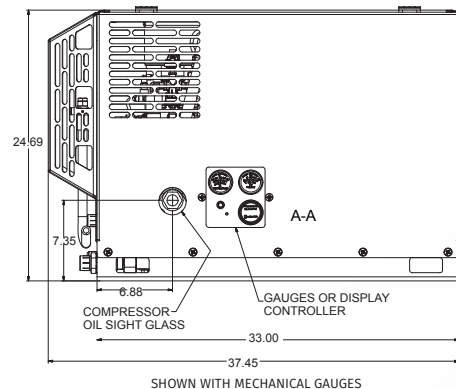
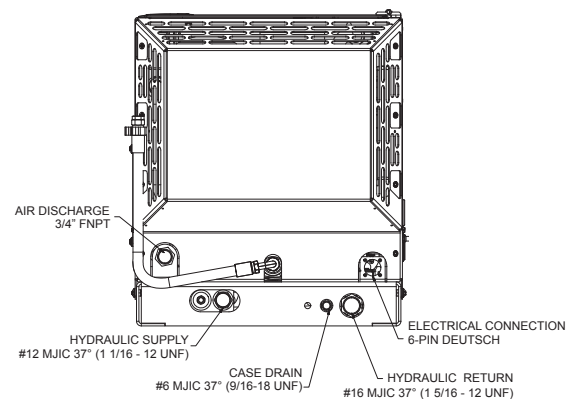
- Lightweight Powder-Coated Aluminum Sheet Metal Enclosure
- Single Point Lifting Bail

COLD WEATHER PACKAGE (OPTIONAL)

- Integrated System with Hydraulic Thermal Valve

OPTIONS/ACCESSORIES

- 20 - 60 Gallon Air Reservoirs
- Aftercoolers
- Air Hoses
- Air Tools
- Hose Reels and Fittings
- OSHA Safety Valve (Velocity Fuse)
- Service/Control Line Moisture Separators
- Tool Oiler/Lubricator
- Service Airline De-Icer
- Filter Regulator Lubricator (FRL) 1/2"



FREIGHT NOT
INCLUDED IN
PRICE OF UNIT.
FREIGHT WILL
BE BILLED UPON
PURCHASE.