


# HLF<sup>SERIES</sup> FLIPAWAY GATE



# WALTCO

2,500 lb., 3,000 lb., 4,000 lb., and 5,000 lb. Capacities


**WALTCO'S HLF -  
(HEAVY DUTY, LEVEL RIDE FLIPAWAY)  
LIFTGATE MODEL OFFERS SIMPLIFIED DESIGN  
AND MAXIMUM PERFORMANCE  
FOR A VARIETY OF TRUCK AND  
TRAILER APPLICATIONS.**



*Products shown may feature optional equipment.  
Content subject to change without notice.*

## STANDARD HLF SERIES ADVANTAGES INCLUDE:

- 60" x 84" Knurled aluminum platform provides large work area for handling pallet loads.
- Galvanized steel components.
- Faster operating speeds increase productivity.
- Retracted and protected lift cylinders in the transit position.
- Bolt-on ready, heavy-duty, reinforced thick bed extension.
- New rocking pivot hinge minimizes digging into and damaging concrete or asphalt.
- Simplified maintenance:
  - External pump for easy access
  - Grease fittings at all major hinge points
  - Nitro hardened pin with increased bearing reduces maintenance and downtime
  - Dedicated ground improves electrical component life
  - Bolt-on parting bar
- Molded & potted toggle switch.
- Power down.
- Bolt-on, two-step dock bumpers with 21" UHMW bumper pads.
- Lock valves incorporated on lift cylinders.
- Adjustable bolts to control platform pitch.
- Torsion-assist platform extension.



60" deep x 84" wide knurled aluminum platform with individually replaceable extrusion provides a large work area for handling pallet loads and service ability.



Industry leading, standard heavy-duty thick bed extension with reinforcing angle offers greater strength. It's bolt-on ready with adjustable two-step dock bumpers and UHMW bumper pads to protect both the dock and liftgate from rubbing damage.




Designed Simplicity - Maximum Performance

[www.waltco.com](http://www.waltco.com)

# HLF SERIES FLIPAWAY GATE



54" of useable platform depth with cart stops deployed.



Simplified rocking pivot hinge reduces damage to concrete or asphalt that rollers may cause.



Lift cylinders store in a retracted position behind protective plating, shielding them from road debris that causes pitting.



Optional walk ramp can be operated without moving the liftgate.

## SPECIFICATIONS:

Bed Ht: 46"-60"

| Model      | Capacity   | Platform  | Ramp  | Weights   |
|------------|------------|-----------|-------|-----------|
| HLF/AP-25  | 2,500 lbs. | 60" x 84" | Wedge | 1114 lbs. |
| HLF/AP-30* | 3,000 lbs. | 60" x 84" | Wedge | 1114 lbs. |
| HLF/AP-40  | 4,000 lbs. | 60" x 84" | Wedge | 1352 lbs. |
| HLF/AP-50  | 5,000 lbs. | 60" x 84" | Wedge | 1352 lbs. |

Notes: Walk Ramp fits bed height 49" (laden) to 60"

\*Eligible for Waltco's Quick-Lift Program (see details below)

## OPTIONAL EQUIPMENT:

- Auxiliary power kits for straight trucks and trailers.
- Lights for dock bumpers.
- Dual cart stops - 54" of useable platform depth with cart stops deployed.
- Walk Ramp version of bed extension (ramp can be utilized without operation of the liftgate).
- Bolt-on FMVSS/CMVSS 223, 224-compliant under ride.
- Hand-held Pendant Control to allow operation of the liftgate from ground or bed level.
- Dual Controls for street-side or curbside operation.
- Swing Door Compatible Bed Extension - this patented design allows the HLF to be mounted onto vehicles with swing doors.
- Cab-mounted Power Shut-off Switch - allows operator to shut off power to liftgate control switch(es) to prevent unauthorized use.
- Reinforced bed extension.
- Customized options- contact factory.
- Solar charging.
- Wire rope step.



**ORDER YOUR LIFTGATE TODAY, AND WE'LL SHIP IT TOMORROW.**

The HLF Series is one of many liftgates in our Quick-Lift Program — Waltco will ship up to five HLF Series liftgates by the end of the following business day.

[www.waltco.com](http://www.waltco.com)

**Waltco Lift Corp.**  
**Corporate Office United States**  
 1777 Miller Parkway  
 Streetsboro, OH 44241  
 P: 330.633.9191  
 F: 330.633.1418

**Waltco Sales**  
 T: 800.211.3074  
 F: 800.211.3075  
 Email: [sales@waltco.com](mailto:sales@waltco.com)  
[Waltco.com](http://Waltco.com)

[waltco.com](http://waltco.com)



FREIGHT NOT  
INCLUDED IN  
PRICE OF UNIT.  
FREIGHT WILL  
BE BILLED UPON  
PURCHASE.