















STANDARD FEATURES


	Power Down
	Underride Impact Guard
	Low-profile, Fixed Toggle Control
	Snubber Kit
	Standard, 38 ft., Power Cable with Full-length Ground
	24-inch, Rubber Dock Bumpers
	Bolt-on Adjustable Steps

AVAILABLE OPTIONS


	Split Cart Stops ¹
	2-Light, LED Light Kit
	Dual Controls
	Extended, 41 ft., Power Cable with Full-length Ground
<i>NO IMAGE</i>	24-volt System
	In-Line Power Shut-Off
	License Plate Mount
	Auxiliary Battery Box

1. Extruded Aluminum platforms lose 10 inches of loading depth when cart stops are deployed.

Like all Tommy Gate hydraulic lifts, the main assembly of the Tuckunder Series is cut from raw steel, formed into precision parts, and hand-welded. TKT models are then **painted before assembly** to reduce exposure and corrosion. This entire process is completed on site at the Tommy Gate factory in Woodbine, Iowa.



PLATFORM MATERIALS



SPLIT CART STOPS

Aluminum platforms are available with foot-activated, dual cart stops. Platform loses 10 inches of loading depth when the cart stops are deployed.



EASY-TO-HANDLE PLATFORMS

All TKT Models are equipped with coiled torsion springs in both the main platform and “flipper” hinge points to make the folding and unfolding of Tuckunder Series platforms as easy as possible.



PLATFORMS

Both the extruded aluminum and treadplate steel platforms have clean, flat loading areas. Aluminum platforms also utilize a flat platform hinge for maximum convenience.

