

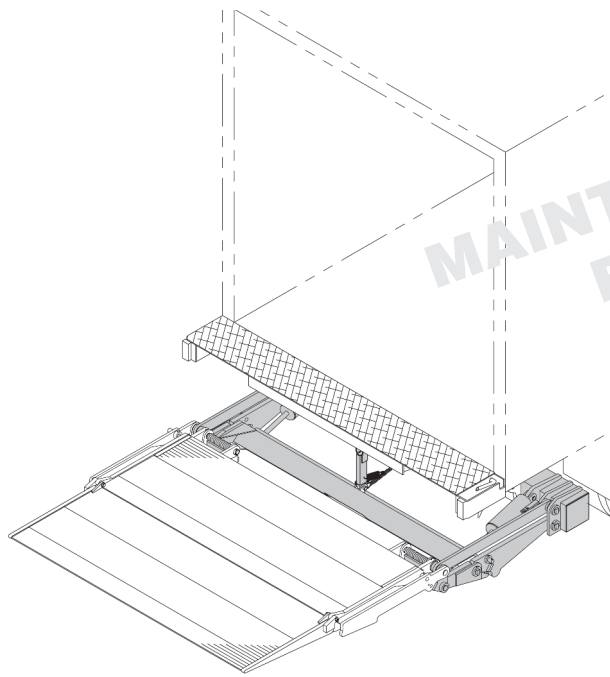
StowAway

Tailgates By THIEMAN

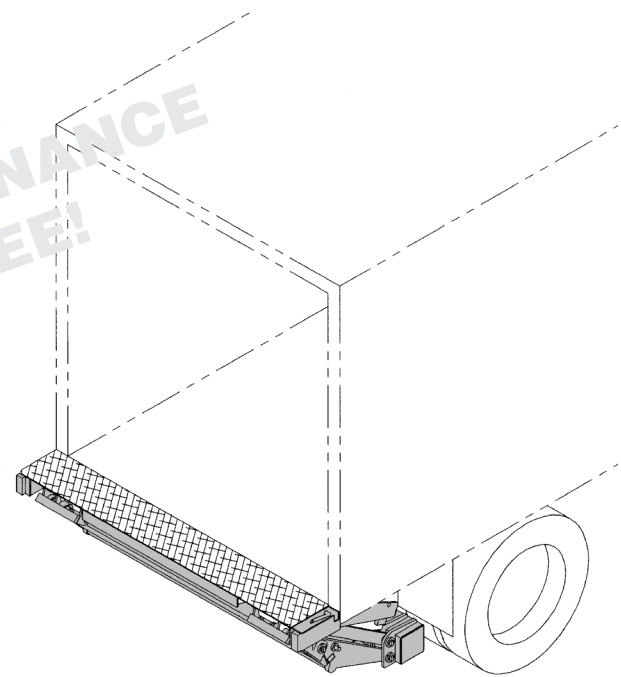
Raising Performance to New Levels

Model LRST-40

Platform in Loading/Unloading Position



Platform in Travel Position



FEATURING:

- **Self-Leveling Action**
- **Large 80" x 60" Platform**
- **Heavy Duty Lift Frame**
- **4000 Lb. Lift Capacity**
- **Dual Cylinder Lift**
- **Maintenance-Free Bushings**
- **Pump Enclosure for Protection from Weather**
- **Meets TMC Electrical Guidelines**



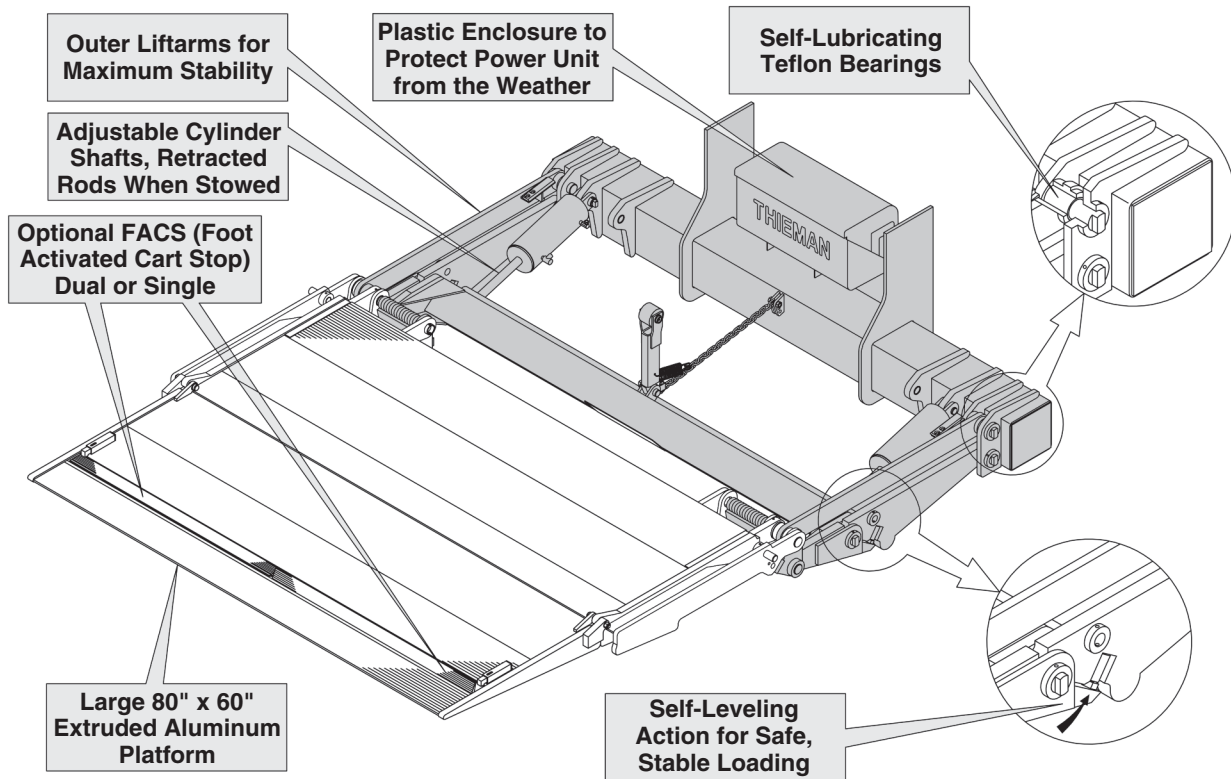
The LRST (Level Ride Stowaway) is designed for handling loads of up to 4,000 lbs. and features a self-leveling action and an adjustable platform to provide a stable, "level with truck" surface for all types of loading conditions.

With maintenance being a major concern among fleets today, Thieman has incorporated self-lubricating Teflon bearings at all of the LRST pivot points. The LRST has a unique design so the cylinder rods are retracted during transit to protect them from road debris. The LRST also includes a standard plastic pump enclosure for protection from the weather. All of these features reduce the need for maintenance and keep your trucks and trailers on the road.

Along with a large 80" x 60" aluminum platform and self-lubricating bearings, is the industry's strongest lift frame. This makes the THIEMAN LRST the most efficient, reliable and durable Level Ride Stowaway in its class.

Features, Benefits and Specifications

Model LRST-40 Standard Features



STANDARD FEATURES AND BENEFITS:

- | | | |
|--|---|---|
| <ul style="list-style-type: none"> • Self-Leveling Action to Provide Stable, "Level with Truck" Surface for All Types of Loads. • Teflon Composite Bearings Used with Stress-Proof Pins for Virtually Maintenance-Free Operation at Pivot Points. • No Lubrication Required at Pivot Points for Less Overall Maintenance. | <ul style="list-style-type: none"> • Dual Lift Cylinders for Maximum Stability. • Adjustable Cylinder Shafts for Adjusting Platform Height. • Adjustment Bolts for Adjusting Platform Angle. • Meets All TMC Electrical Guidelines for Reduced Service Requirements. • Power Up and Power Down for Better Cold Weather Operations. | <ul style="list-style-type: none"> • Plastic Pump Enclosure for Protection from Weather. • Sealed Toggle Switch Control for Easy Weather Proof Operation. • Dual Travel Latches to Secure Lift During Road Travel. • 150 Amp Circuit Breaker for Electrical Protection. • Snubber Kit for Reduced Movement While in Travel Position. |
|--|---|---|

AVAILABLE OPTIONS FOR LRST-40:

- | | | |
|--|--|--|
| <ul style="list-style-type: none"> • Remote Pendant Control • In-Cab Shut Off Switch • Heavy Duty I-Beam Dock Bumpers | <ul style="list-style-type: none"> • Rear Impact Guard (FMVSS 223) • Light Kits • Foot Activated Cart Stops | <ul style="list-style-type: none"> • Trailer Kits • PTO Power Source • Galvanized Undercarriage |
|--|--|--|

Model #	Platform	Ramp	Load Capacity	Lowering	Approx. Install Wt.	Bed Height Range
LRST 40 EST	80" X 60"	Full Taper	4000 Lbs.	Power	1450	46" to 56"
LRST 40 ESPB	80" X 60"	Full Taper	4000 Lbs.	Power	1450	46" to 56"

Application: Van Bodies, Trailers and Stake Bodies

EST-Electric w/Toggle Switch Control/Power Down *ESPB - Electric w/Push Button Control/Power Down

Distributed By:

THIEMAN
TAILGATES INC.

Raising Performance to New Levels

600 East Wayne Street
Celina, Ohio 45822
Phone: 419-586-7727 or
800-524-5210
Fax: 419-586-9724
www.thiemantailgates.com
info@thiemantailgates.com

THIEMAN Reserves the right to Change Products Specifications at any time Without Prior Notice.
Printed in U.S.A. Rev. 5/10 • 2M • MP70077

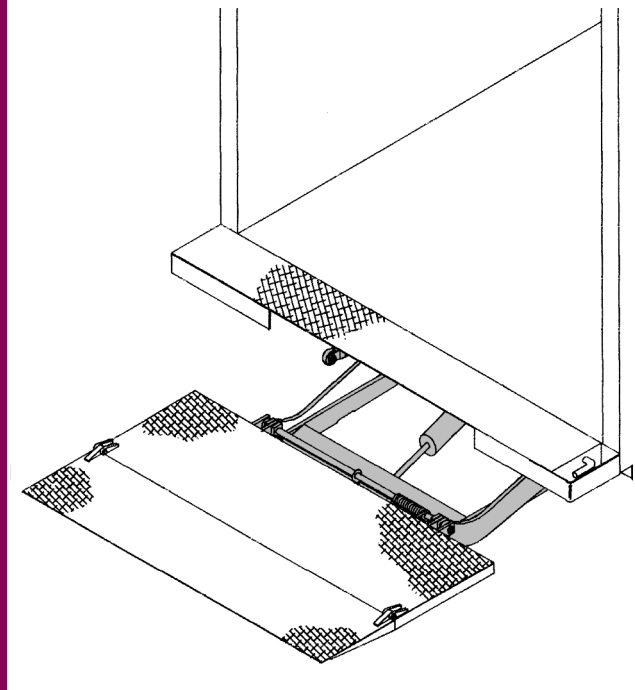
StowAway

Tailgates By THIEMAN

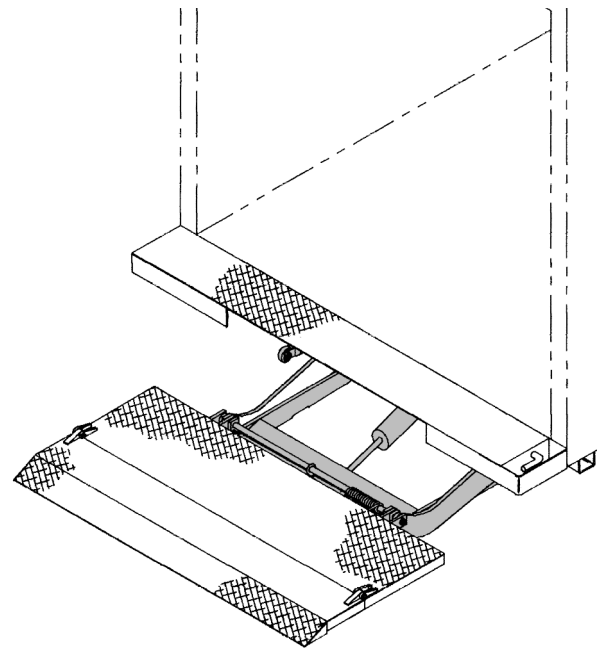
Raising Performance to New Levels

M-SERIES

Optional 42" Deep Wedge Platform



Standard 36" and
Now Available in 42" Deep Platform



FEATURING:

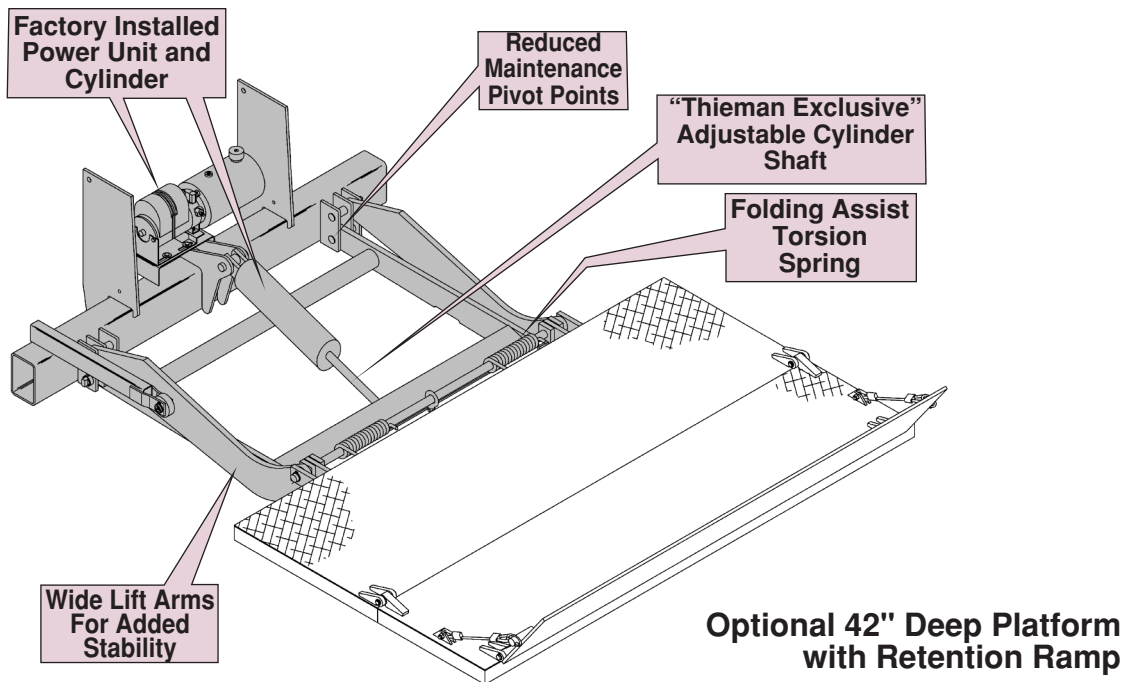
- Reduced Maintenance Bushings
- Fast and Easy Installation
- 1,600 to 3,000 lb. Capacities
- Meets TMC Electrical Guidelines
- Snubber Kit
- Heavy-Duty Reinforced Spacer
- Pre-Mounted Pump and Cylinder
- Torsion Spring Assist

The THIEMAN M Series Stowaway is the industry standard for handling medium-duty loads.

Designed for fast and easy installation, the M16/20/25/30 includes a pre-assembled pump and cylinder. With the dual torsion spring assist, the operator can fold and unfold the platform with much less effort.

With its durable design and many standard features, the THIEMAN M Series is the choice among general purpose Stowaways.

Features, Benefits and Specifications



STANDARD FEATURES AND BENEFITS:

- Pre-Assembled Pump and Cylinder for Quick and Easy Installation.
- Reduced Maintenance Bushings at All Major Pivot Points.
- Molded Toggle Switch (Convenient Mounting and Environmentally Sealed)
- 150 Amp Circuit Breaker for Electrical Protection.
- Torsion Springs for Easy Platform Handling.
- Heavy-Duty Reinforced Spacer with Automatic Latch.
- Standard Snubber Kit to Prevent Wear of Liftgate While in Traveling Position.
- Meets All TMC Electrical Guidelines for Reduced Service Requirements.

AVAILABLE OPTIONS FOR M SERIES:

- Pintle Hitch Bracket
- Remote Pendant Control
- In-Cab Shut Off Switch
- Aluminum Platform (36+6, 40+6 Deep)
- Heavy-Duty I-Beam Dock Bumpers
- Light Kits
- Trailer Kits
- Power Down
- Power Unit Enclosures

Model #	Platform	Load Capacity	Approx. Install Wt.	Bed Height Range
M-16ET	72" or 84" x 36" + 6"	1600 lbs.	820 or 840 lbs.	37" to 54"
M-20ET	72" or 84" x 36" + 6"	2000 lbs.	820 or 840 lbs.	37" to 54"
M-25ET	72" or 84" x 36" + 6"	2500 lbs.	940 or 960 lbs.	38" to 54"
M-30ET	72" or 84" x 36" + 6"	3000 lbs.	940 or 960 lbs.	38" to 54"
M-16ET	72" or 84" x 42" + 6"	1600 lbs.	835 or 860 lbs.	42" to 54"
M-20ET	72" or 84" x 42" + 6"	2000 lbs.	835 or 860 lbs.	42" to 54"
M-25ET	72" or 84" x 42" + 6"	2500 lbs.	955 or 980 lbs.	42" to 54"
M-16ET	72" or 84" x 42" wedge	1600 lbs.	820 or 845 lbs.	45" to 54"
M-20ET	72" or 84" x 42" wedge	2000 lbs.	820 or 845 lbs.	45" to 54"
M-25ET	72" or 84" x 42" wedge	2500 lbs.	940 or 965 lbs.	45" to 54"
M-16ET	72" or 84" x 42" + 10" Ret Ramp	1600 lbs.	840 or 885 lbs.	37" to 54"
M-20ET	72" or 84" x 42" + 10" Ret Ramp	2000 lbs.	840 or 885 lbs.	37" to 54"
M-25ET	72" or 84" x 42" + 10" Ret Ramp	2500 lbs.	990 or 1035 lbs.	38" to 54"

Application: Van Bodies, Stake Bodies, and Trailers
ET- Electric with Toggle Switch Control/Gravity Down

Distributed By:

THIEMAN Reserves the right to Change Products Specifications at any time Without Prior Notice.
 Printed in U.S.A. Rev. 4/14 • 1M • MP81709

THIEMAN
TAILGATES INC.
Raising Performance to New Levels

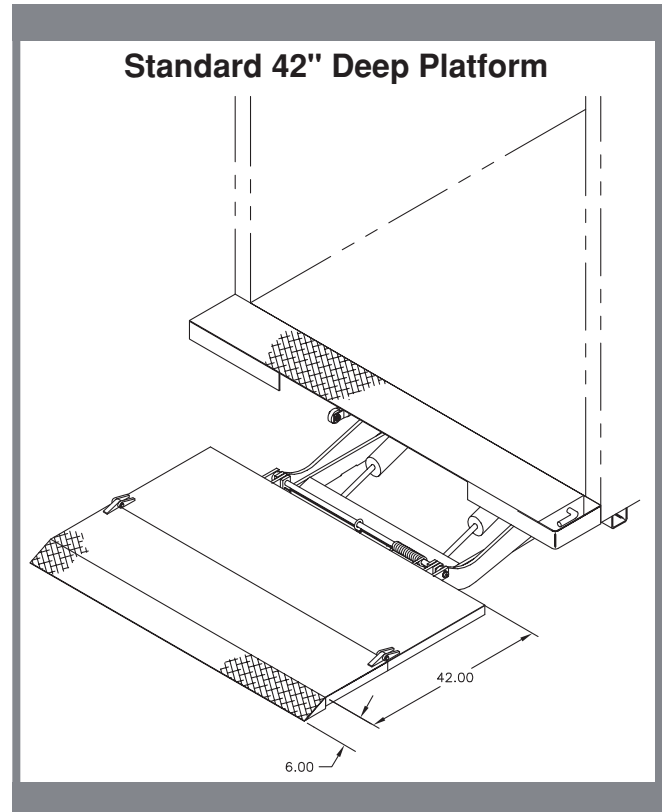
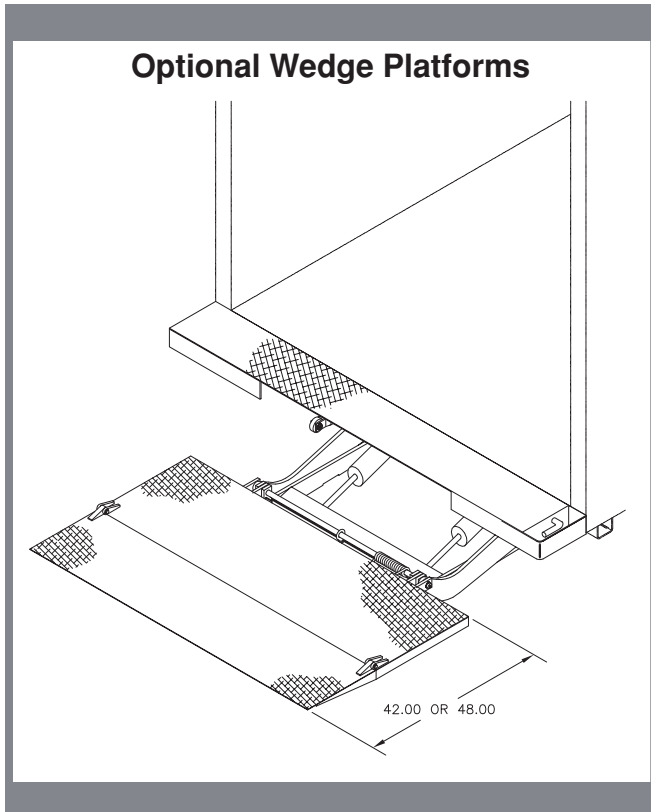
600 East Wayne Street
 Celina, Ohio 45822
 Phone: 419-586-7727 or 800-524-5210
 Fax: 419-586-9724
www.thieman.com
info@thiemantailgates.com

StowAway

Tailgates By THIEMAN

Raising Performance to New Levels

MDC-SERIES



FEATURING:

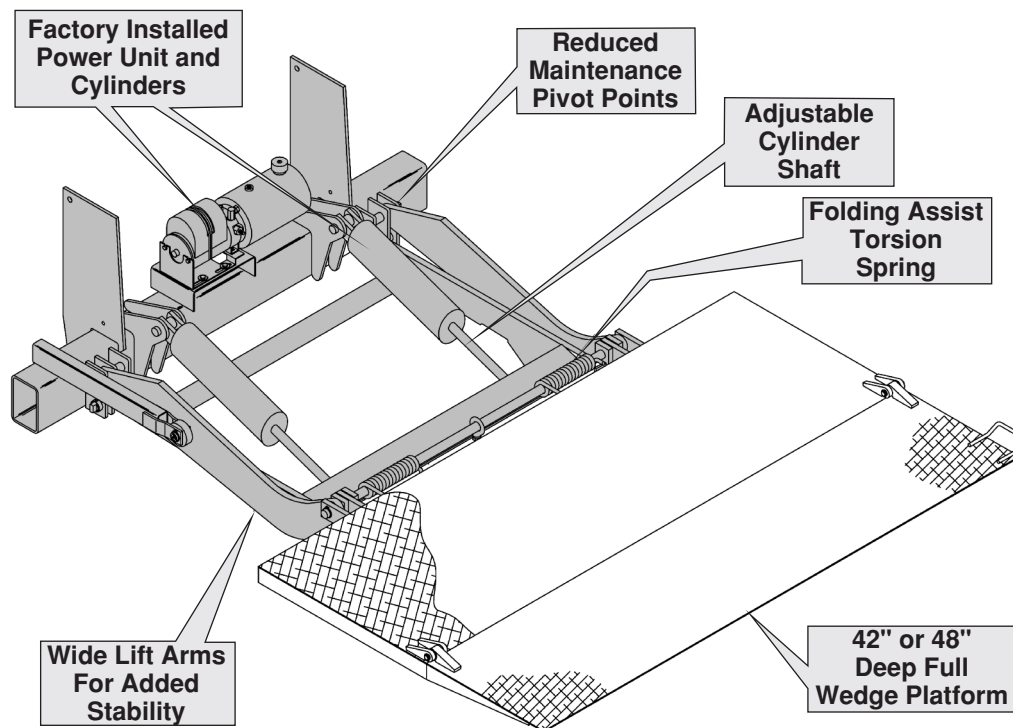
- Reduced Maintenance Bushings
- Fast and Easy Installation
- 2,500 to 3,000 lb. Capacities
- Meets TMC Electrical Guidelines
- Snubber Kit
- Heavy-Duty Reinforced Spacer
- Pre-Mounted Pump and Cylinders
- Torsion Spring Assist

The THIEMAN MDC Series Stowaway is the industry standard for handling medium-duty loads.

Designed for fast and easy installation, the MDC25/30 includes a pre-assembled pump and cylinders. With the dual torsion spring assist, the operator can fold and unfold the platform with much less effort.

With its durable design and many standard features, the THIEMAN MDC Series is the choice among general purpose Stowaways.

Features, Benefits and Specifications



STANDARD FEATURES AND BENEFITS:

- Pre-Assembled Pump and Cylinders for Quick and Easy Installation.
- Reduced Maintenance Bushings at All Major Pivot Points.
- Molded Toggle Switch for Convenient Mounting and Protection.
- 150 Amp Circuit Breaker for Electrical Protection.
- Torsion Springs for Easy Platform Handling.
- Heavy-Duty Reinforced Spacer for Better Durability.
- Standard Snubber Kit to Prevent Wear of Liftgate While in Traveling Position.
- Meets All TMC Electrical Guidelines for Reduced Service Requirements.
- Environmentally Sealed Toggle Switch Control for Better Dependability.

AVAILABLE OPTIONS FOR MDC SERIES:

- Remote Pendant Control
- In-Cab Shut Off Switch
- Push Button Control
- Heavy-Duty I-Beam Dock Bumpers
- Light Kits
- Trailer Kits
- Aluminum Platform (AL)
- Power Down
- Rubber Dock Bumpers
- Power Unit Enclosures

Model #	Platform	Load Capacity	Approx. Install Wt.	Bed Height Range
MDC30ET AL	72" or 84" x 40" + 6" (Alum)	3000 lbs.	905 or 925 lbs.	42" to 54"
MDC30ET	72" or 84" x 42" + 6"	3000 lbs.	1010 or 1045 lbs.	42" to 54"
MDC30ET	72" or 84" x 42" wedge	3000 lbs.	1000 or 1040 lbs.	45" to 54"
MDC30ET	72" or 84" x 42" + 10" Ret Ramp	3000 lbs.	1070 or 1080 lbs.	38" to 54"
MDC30ET AL	72" or 84" x 42" + 10" Ret Ramp(Alum)	3000 lbs.	910 or 935 lbs.	38" to 54"
MDC25ET	72" or 84" x 48" wedge (St/Alum)	2500 lbs.	975 or 990 lbs.	45" to 54"
MDC LB 25ET	72" or 84" x 48" wedge (St/Alum)	2500 lbs.	975 or 990 lbs.	38" to 45"
MDC25ET AL	72" or 84" x 48" wedge (Alum)	2500 lbs.	885 or 905 lbs.	45" to 54"
MDC LB 25ET AL	72" or 84" x 48" wedge (Alum)	2500 lbs.	885 or 905 lbs.	38" to 45"

Application: Van Bodies, Stake Bodies, and Trailers
ET- Electric with Toggle Switch Control/Gravity Down

Distributed By:

THIEMAN
TAILGATES INC.

Raising Performance to New Levels

600 East Wayne Street
 Celina, Ohio 45822
 Phone: 419-586-7727 or
 800-524-5210
 Fax: 419-586-9724
www.thiemantailgates.com
info@thiemantailgates.com

THIEMAN Reserves the right to Change Products
 Specifications at any time Without Prior Notice.
 Printed in U.S.A. Rev. 1/14 • 2M • MP80839

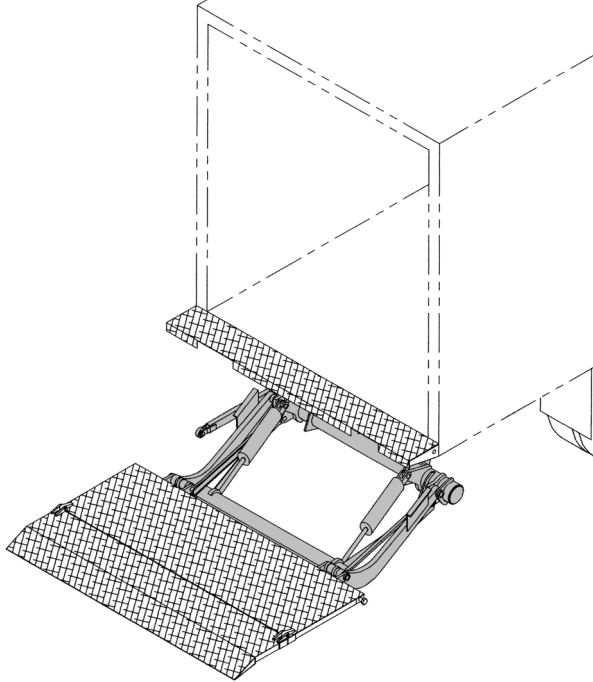
StowAway

Tailgates By THIEMAN

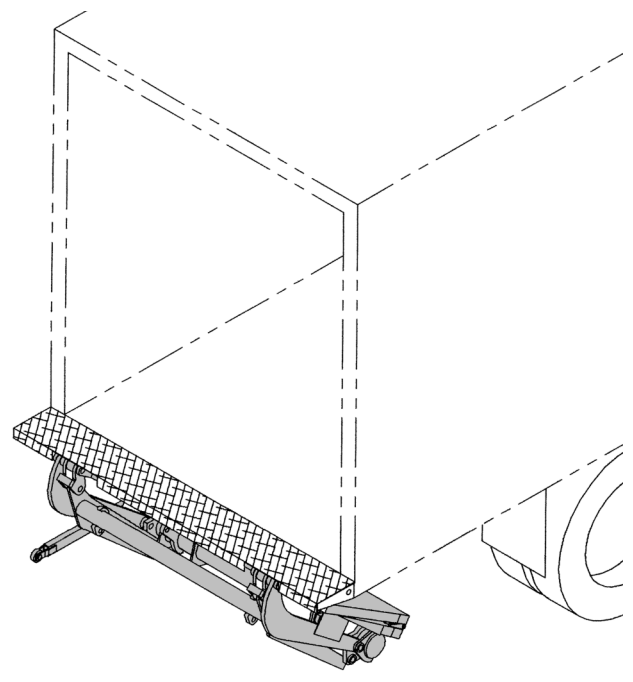
Raising Performance to New Levels

Model ST-40

Platform in Loading/Unloading Position



Platform in Travel Position



FEATURING:

- Meets TMC Electrical Guidelines
- Up to 4000 lb. Lift Capacity
- Dual Cylinder Lift
- Maintenance-Free Bearings
- Heavy-Duty Lift Frame
- 84" x 40" and 84" x 52" Platforms

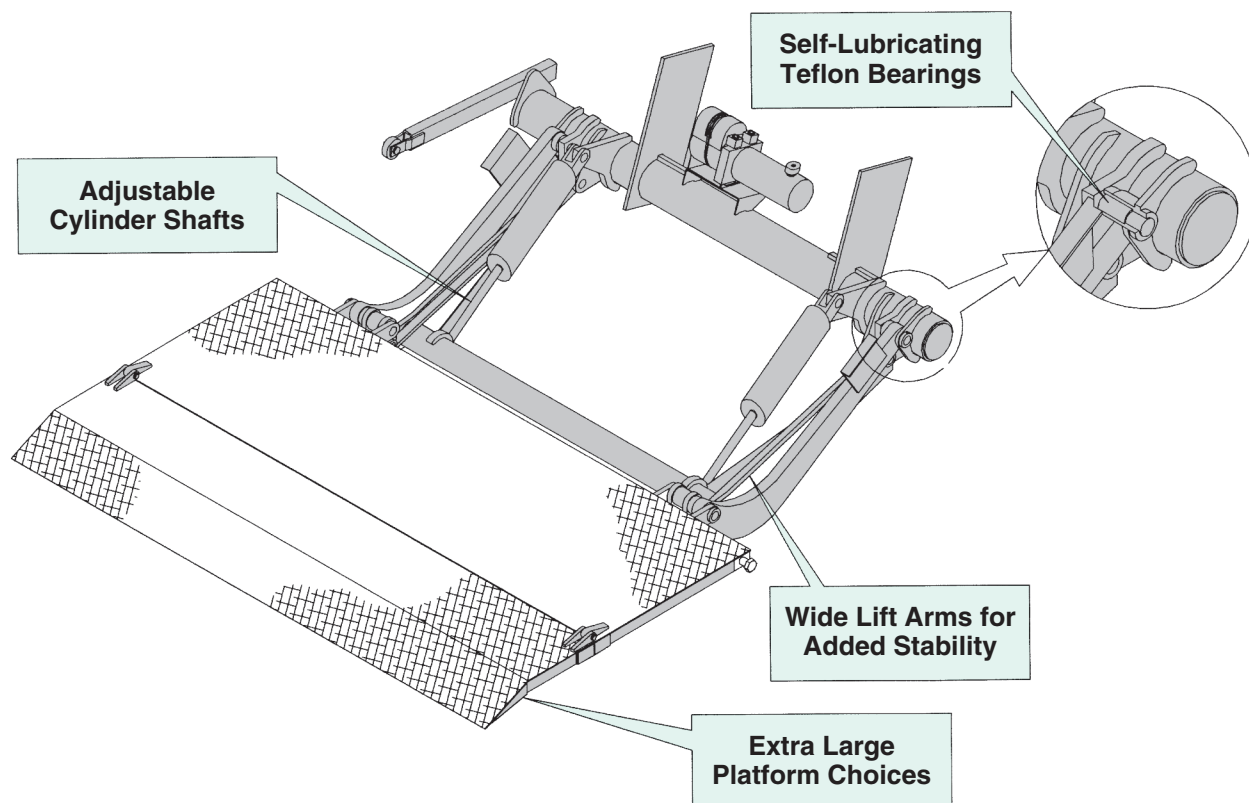
Designed for handling heavy, palletized loads, the THIEMAN ST-40 continues to be the industry choice among the heavy-duty, large platform Stowaways.

With maintenance being a major concern among fleets today, Thieman has incorporated self-lubricating Teflon bearings at all pivot points. This virtually eliminates the need for maintenance.

Along with a large platform and self-lubricating bearings, is the industry's strongest lift frame, which makes the THIEMAN ST-40 the most efficient, reliable, and durable Stowaway in its class.

Features, Benefits and Specifications

Model ST-40 EST



STANDARD FEATURES AND BENEFITS:

- | | | |
|---|---|--|
| <ul style="list-style-type: none"> • Teflon Composite Bearings Used with Stress-Proof Pins for Virtually Maintenance-Free Operation at Pivot Points. • No Lubrication Required at Pivot Points for Less Overall Maintenance. • Dual Lift Cylinders for Maximum Stability. • Adjustable Cylinder Shafts for Adjusting Platform Height. | <ul style="list-style-type: none"> • Adjustment Bolts for Adjusting Platform Angle. • Meets All TMC Electrical Guidelines for Reduced Service Requirements. • Power Up and Power Down for Better Cold Weather Operations. • Solenoid Cover for Increased Reliability. • Sealed Toggle Switch Control for Easy Weather Proof Operation. | <ul style="list-style-type: none"> • Dual Travel Latches to Secure Lift During Road Travel. • 150 Amp Circuit Breaker for Electrical Protection. • Snubber Kit for Reduced Movement While in Travel Position. |
|---|---|--|

AVAILABLE OPTIONS FOR ST-40:

- | | | |
|---|---|--|
| <ul style="list-style-type: none"> • Push Button Control • Remote Pendant Control • In-Cab Shut Off Switch | <ul style="list-style-type: none"> • Heavy Duty I-Beam Dock Bumpers • Rear Impact Guard (FMVSS 223) • Power Unit Enclosure | <ul style="list-style-type: none"> • Light Kits • Trailer Kits • PTO Power Source |
|---|---|--|

Model #	Platform	Ramp	Load Capacity	Lowering	Approx. Install Wt.	Bed Height Range
ST 40 EST	84" X 40"	10"	4000 Lbs.	Power	1050	48" to 56"
ST 40 EST	84" X 52"	*Full Taper	3300 Lbs.	Power	1045	48" to 56"

Application: Van Bodies, Trailers and Stake Bodies

EST-Electric w/Toggle Switch Control/Power Down *Aluminum Flip-Over Wedge

Distributed By:

THIEMAN
TAILGATES INC.

Raising Performance to New Levels

600 East Wayne Street
Celina, Ohio 45822
Phone: 419-586-7727 or
800-524-5210
Fax: 419-586-9724
www.thiemantailgates.com
info@thiemantailgates.com

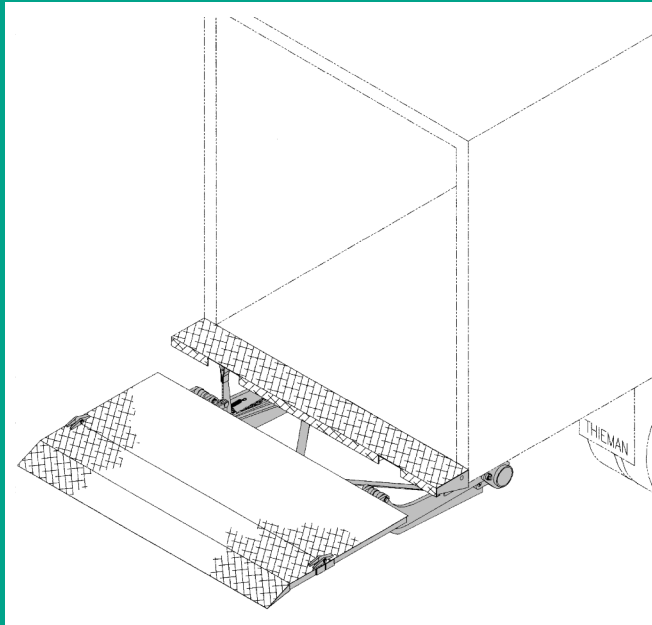
THIEMAN Reserves the right to Change Products Specifications at any time Without Prior Notice.
Printed in U.S.A. Rev. 5/11 • 1M • MP73023

StowAways

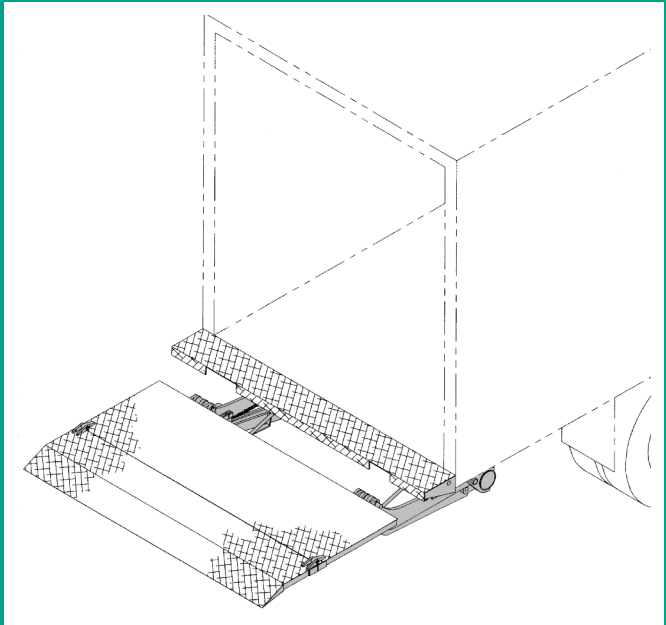
Tailgates By THIEMAN

Raising Performance to New Levels

MODEL ST-22



MODEL ST-31



FEATURING:

- Meets TMC Electrical Guidelines
- 84" x 40" Platform Size
- Bed Height Range 48" to 56"
- 2200 lb. and 3100 lb. Capacities
- Heavy Duty Lift Frames
- Snubber Kit

Built with the strongest lift frame available, the THIEMAN ST-22 and ST-31 are the most durable Stowaways in their class.

Both of these units are designed for use on stake bodies, van bodies, and trailers, and store under the truck bed for direct dock loading and easy access to the cargo door.

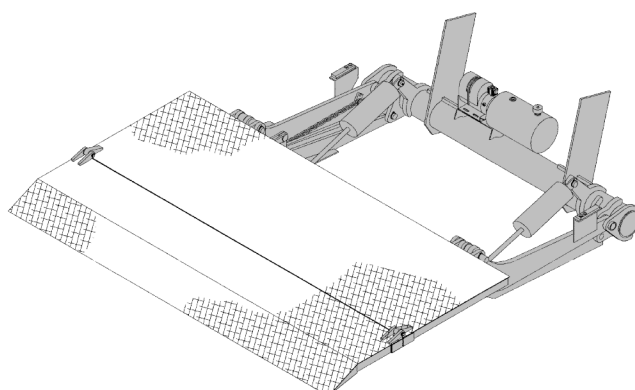
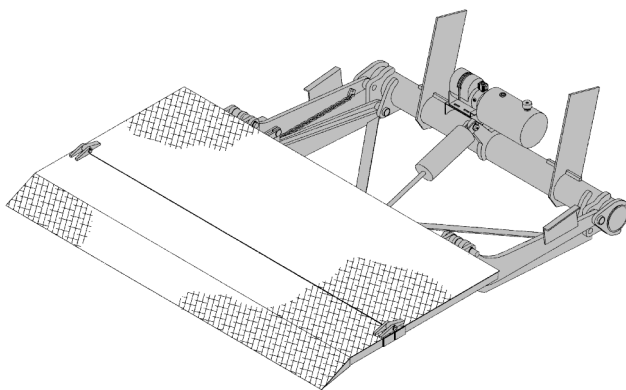
If you're searching for a cost effective Stowaway that is built to last, the THIEMAN ST series is your answer.



Features, Benefits and Specifications

MODEL ST-22

MODEL ST-31



STANDARD FEATURES AND BENEFITS:

- Dual Cylinder Lift for Maximum Stability (ST-31 Only)
- Adjustable Cylinder Shafts for Precise Alignment of Truck Floor and Platform
- Wide Lift Arms for Increased Stability
- 150 Amp Circuit Breaker for Electrical Protection
- Toggle Switch Control

- Stressproof Plated Pins with Screw-In Grease Fittings for Increased Strength and Easier Maintenance
- Heavy-Duty Pivot Points for Increased Life of Liftgate
- Meets All TMC Electrical Guidelines for Reduced Service Requirements
- Snubber Kit to Prevent Wear of Liftgate While in Traveling Position

AVAILABLE OPTIONS FOR ST22/31:

- Push Button Control
- Remote Pendant Control
- In-Cab Shut Off Switch
- Standard Dock Bumpers
- Heavy Duty Dock Bumpers
- Rear Impact Guard (FMVSS 223)

- Power Unit Enclosure
- Light Kits
- Trailer Kits
- PTO Power Source
- Rubber Dock Bumpers

MODEL NO.	PLATFORM	LOAD CAPACITY	LOWERING	INSTALL WEIGHT	BED HEIGHT RANGE
ST-22ET	84" X 40" + 10"	2200 LB.	Gravity	880 LB.	48" to 56"
ST-22EST	84" X 40" + 10"	2200 LB.	Power	885 LB.	48" to 56"
ST-31ET	84" X 40" + 10"	3100 LB.	Gravity	922 LB.	48" to 56"
ST-31EST	84" X 40" + 10"	3100 LB.	Power	941 LB.	48" to 56"

ET - Electric Toggle Control, Gravity Down
EST - Electric Toggle Control, Power Down

Application: Stake Bodies, Van Bodies, and Trailers

Distributed By:

THIEMAN
TAILGATES INC.
Raising Performance to New Levels

600 East Wayne Street
Celina, Ohio 45822
Phone: (419) 586-7727 or
800-524-5210
Fax: (419) 586-9724
www.thieman.com
tailgates@thieman.com

THIEMAN Reserves the right to Change Products Specifications at any time Without Prior Notice.
Printed in U.S.A. 9/00 • 2M • MP45920

FREIGHT NOT
INCLUDED IN
PRICE OF UNIT.
FREIGHT WILL
BE BILLED UPON
PURCHASE.