

ANTHONY
LIFTGATES, INC.®

MRT-SL



Exclusive Anthony Liftgate design!

MAGNUM RAILTRAC™ SERIES

LIFTING CAPACITIES (LBS): 3500, 4500, 5500



KEY ADVANTAGES

- 1. Patent Pending Side Load Ramp Platform**
Unique platform design allows for rear and side loading of the full-size platform.
- 2. Corrosion Resistant Finishes**
Choose from standard Anthony 3-Step powder coat, or optional galvanized or stainless steel finishes.
- 3. Lifetime-Warranty Service Free V-Trac Sliders**
Zero maintenance. No costly moving parts.
- 4. CHS™ - Centralized Hydraulics System**
Sensitive components housed safely inside the stainless steel pump box. Ground-level access to solenoids for safer service.
- 5. Simultaneous Dual Motors**
No downtime from "stuck" backup motors. Load sharing helps reduce pump wear.

QUALITY, RELIABILITY, CUSTOMER SERVICE

MADE IN THE USA 

STANDARD FEATURES

- **Lifetime-Warranty Service Free Bushings**
Used at all critical pivot points to reduce wear without the need for routine lubrication.
- **Retracted Cylinders**
Hydraulic pistons are retracted when gate is stowed to protect from pitting that causes leaks.
- **Industry-Leading Warranty**
3 years mechanical + 3 years electrical & hydraulic, parts and labor. 10 Year structural corrosion warranty on galvanized & stainless components.
- **Pressure Compensated Flow Valve**
Constant, controlled speeds at all times. Prevents "free-fall" under certain hydraulic failures.
- **Marine Duty Potted Toggle Switches**
Heavy duty toggles, potted to permanently separate and seal electrical connections from corrosion.
- **Twin Cylinder Direct Drive with Level Guard**
Swivel cylinder ends guard against piston scoring on unlevel ground.
- **Travel Switch**
Curbside inner rail up/down switch with EZ service access panel.
- **Stainless Steel Pump & Battery Boxes**
Impact and corrosion resistant enclosures to protect sensitive components.
- **Self-Venting Cylinders**
Allows air to be easily purged from the hydraulic system for smooth, level operation.

QUALITY COMES STANDARD

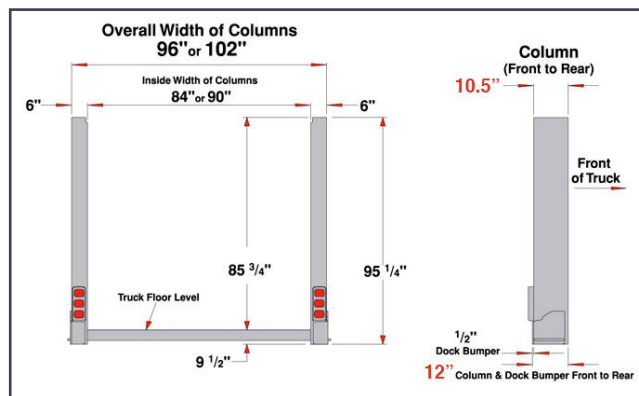
AVAILABLE MODELS, PLATFORMS AND CAPACITIES

Model	Capacity (lbs)	Bed Height Range
MRT-SL-3500	3500	49" - 58"
MRT-SL-4500	4500	49" - 58"
MRT-SL-5500	5500	49" - 58"
Vehicle Body Width	Platform Width	
96" Wide Mode	80"	
102" Wide Mode	86"	
Available Platforms		
84" + (1) 16" Rear Ramp, and (2) 30" Wide x 33.5" Deep Curb/Road Side Ramps		

OPTIONS

- Stainless steel rails
- Galvanized finishes
- Power down (on demand)
- Trail Charger or eNow solar charging
- Header kit, with or without overhead LED light
- Single & dual pole trailer power options
- Anti-slip platform coating
- Shock resistant AGM batteries

TRUCK MOUNTING DIMENSIONS



Anthony Liftgates, Inc.

1037 W. Howard Street
P.O. Box 615
Pontiac, IL 61764-0615

Phone: 815.842.3383

Fax: 815.844.3612

Toll Free: 800.482.0003

www.anthonyliftgates.com

ANTHONY
LIFTGATES, INC.®

MRT-GB



RAILTRAC™ SERIES

LIFTING CAPACITIES (LBS): 3500, 4500

KEY ADVANTAGES

- 1. Gas Bottle Handling Platform**
Unique platform is purpose-built for gas bottle transport applications.
- 2. Corrosion Resistant Finishes**
Choose from standard Anthony 3-Step powder coat, or optional galvanized or stainless steel finishes.
- 3. Lifetime-Warranty Service Free V-Trac Sliders**
Zero maintenance. No costly moving parts.
- 4. CHS™ - Centralized Hydraulics System**
Sensitive components housed safely inside the stainless steel pump box. Ground-level access to solenoids for safer service.
- 5. Simultaneous Dual Motors**
No downtime from "stuck" backup motors. Load sharing helps reduce pump wear.



QUALITY, RELIABILITY, CUSTOMER SERVICE

MADE IN THE USA 

STANDARD FEATURES

- Lifetime-Warranty Service Free Bushings

Used at all critical pivot points to reduce wear without the need for routine lubrication.

- Retracted Cylinders

Hydraulic pistons are retracted when gate is stowed to protect from pitting that causes leaks.

- Industry-Leading Warranty

2 mechanical + 2 years electrical & hydraulic parts and labor. 10 Year structural corrosion warranty on galvanized & stainless components.

- Marine Duty Potted Toggle Switches

Heavy duty toggles, potted to permanently separate and seal electrical connections from corrosion.

- Pressure Compensated Flow Valve

Constant, controlled speeds at all times. Prevents "free-fall" under certain hydraulic failures.

- Twin Cylinder Direct Drive with Level Guard

Swivel cylinder ends guard against piston scoring on unlevel ground.

- Travel Switch

Curbside inner rail up/down switch with EZ service access panel.

- Stainless Steel Pump & Battery Boxes

Impact and corrosion resistant enclosures to protect sensitive components.

- Self-Venting Cylinders

Allows air to be easily purged from the hydraulic system for smooth, level operation.

QUALITY COMES STANDARD

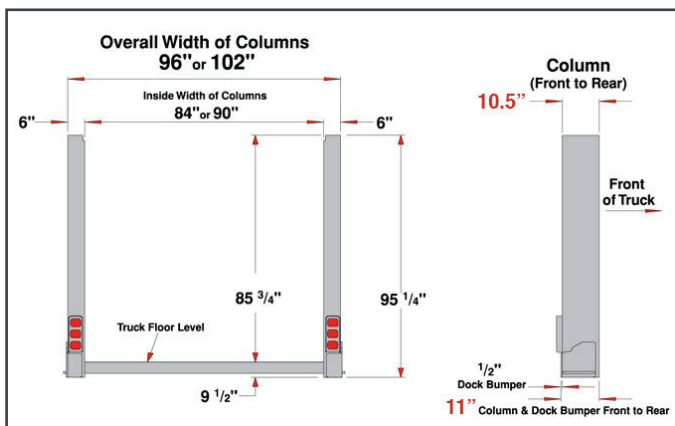
AVAILABLE MODELS, PLATFORMS AND CAPACITIES

Model	Capacity (lbs)	Bed Height Range
MRT-3500-GB	3500	38" - 58"
MRT-4500-GB	4500	38" - 58"
Model Width		Platform Width
96" Body		80"
102" Body		86"
Available Platforms (Load Depth + Ramp)		
39" Deep Steel Bar Grate Platform + 16" Aluminum Flip Ramp and Gas Bottle Handling Rails		

OPTIONS

- Stainless steel rails
- Galvanized finishes
- Power down (on demand)
- Trail Charger or eNow solar charging
- Header kit - with or without overhead LED light
- Single & dual pole trailer power options
- Shock resistant AGM batteries

TRUCK MOUNTING REQUIREMENTS



Anthony Liftgates, Inc.

1037 W. Howard Street
P.O. Box 615
Pontiac, IL 61764-0615

Phone: 815.842.3383

Fax: 815.844.3612

Toll Free: 800.482.0003

www.anthonyliftgates.com

ANTHONY
LIFTGATES, INC.®

MRT

Options shown: aluminum platform, stainless steel finish and galvanized slide runners.



MAGNUM RAILTRAC™ SERIES

LIFTING CAPACITIES (LBS): 3500, 4500, 5500, 6500

KEY ADVANTAGES

- 1. Corrosion Resistant Finishes**
Choose from standard Anthony 3-step powder coat, or optional galvanized or stainless steel finishes.
- 2. Low Profile Design**
Dock-friendly, 10.5" deep rails. No bumpers or lights boxes protrude beyond rails.
- 3. Lifetime-Warranty Service Free V-Trac Sliders**
Zero maintenance. No costly moving parts.
- 4. CHS™ - Centralized Hydraulics System**
Sensitive components housed safely inside the stainless steel pump box. Ground-level access to solenoids for safer service.
- 5. Simultaneous Dual Motors**
No downtime from "stuck" backup motors. Load sharing helps reduce pump wear.



QUALITY, RELIABILITY, CUSTOMER SERVICE

MADE IN THE USA 

STANDARD FEATURES

- **Lifetime-Warranty Service Free Bushings**
Used at all critical pivot points to reduce wear without the need for routine lubrication.
- **Retracted Cylinders**
Hydraulic pistons are retracted when gate is stowed to protect from pitting that causes leaks.
- **Hassle Free Retention Ramp**
Patent-pending retention ramp design has no moving parts, springs, or chains.
- **Industry-Leading Warranty**
3 years mechanical + 3 years electrical & hydraulic, parts and labor. 10 Year structural corrosion warranty on galvanized & stainless components.
- **Pressure Compensated Flow Valve**
Constant, controlled speeds at all times. Prevents "free-fall" under certain hydraulic failures.
- **Marine Duty Potted Toggle Switches**
Heavy duty toggles, potted to permanently separate and seal electrical connections from corrosion.
- **Twin Cylinder Direct Drive with Level Guard**
Swivel cylinder ends guard against piston scoring on unlevel ground.
- **Travel Switch**
Curbside inner rail up/down switch with EZ service access panel.
- **Stainless Steel Pump & Battery Boxes**
Impact and corrosion resistant enclosures to protect sensitive components.
- **Self-Venting Cylinders**
Allows air to be easily purged from the hydraulic system for smooth, level operation.

QUALITY COMES STANDARD

AVAILABLE MODELS, PLATFORMS AND CAPACITIES

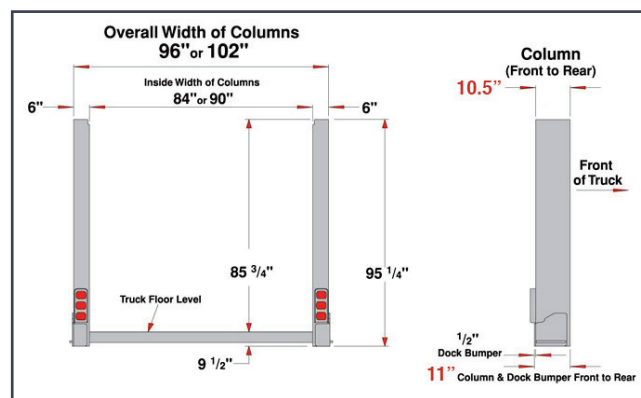
Model	Capacity (lbs)	Bed Height Range
MRT-3500	3500	38" - 58"
MRT-4500	4500	38" - 58"
MRT-5500	5500	38" - 58"
MRT-6500	6500	38" - 58"
Vehicle Body Width		Platform Width
96" Wide Model		80"
102" Wide Model		86"
Available Platforms (Load Depth + Ramp)		
Two Piece Steel with Integrated Cart Stop Ramp 60" or 72" + 12"		
Two Piece Steel with Aluminum Retention Ramp 72" or 84" + 16"		
Two Piece Aluminum with Aluminum Retention Ramp 72" or 84" + 16"		

Platform width is 80" for 96" model and 86" for 102" wide model.
Also available in bed-height-stowed versions.

OPTIONS

- Many Steel and Aluminum Platform Options
- Dock Header Kit with Available LED Dome Light
- TrailChargers
- eNow Solar Charge Systems
- Power down (on demand)
- Trailer Power Kits
- Anti-Slip Platform Coating
- Shock Resistant AGM Batteries
- Wireless and Corded Remote Controls

TRUCK MOUNTING REQUIREMENTS



Anthony Liftgates, Inc.

1037 W. Howard Street
P.O. Box 615
Pontiac, IL 61764-0615

Phone: 815.842.3383

Fax: 815.844.3612

Toll Free: 800.482.0003

www.anthonyliftgates.com

ANTHONY
LIFTGATES, INC.®

PCR-GB



RAILTRAC™ SERIES

LIFTING CAPACITIES (LBS): 2500

KEY ADVANTAGES

- 1. Gas Bottle Handling Platform**
Unique platform is purpose-built for gas bottle transport applications.
- 2. Power Open & Close**
Powered open, close for effortless operation.
- 3. Lifetime-Warranty Sliders**
Maintenance-free. No costly rollers or bearings to replace.
- 4. Lifetime-Warranty Service Free Bushings**
Used at all critical pivot points to reduce wear without the need for routine lubrication.
- 5. EZ Mount**
Ships factory assembled, filled, and tested for easy installation. Switches are pre-mounted & wired.

QUALITY, RELIABILITY, CUSTOMER SERVICE

MADE IN THE USA 

STANDARD FEATURES

- **CHS - Centralized Hydraulics System**
All sensitive hydraulic and electrical components housed safely within the H Frame.
- **Durable Roller Chain Drive**
Proven and compact drive system.
- **Industry Leading Warranty**
2 years mechanical + 2 years electrical & hydraulic, parts and labor.
- **Marine Duty Potted Toggle Switch**
Heavy duty toggle, potted to permanently separate and seal electrical connections from corrosion.
- **Pressure Compensated Flow Valve**
Constant, controlled speeds at all times. Prevents "free-fall" under certain hydraulic failures.
- **Circuit Protection**
200 Amp fuse protects truck wiring from a "dead short".
- **Level Ride Platform**
Platform remains level throughout the lift cycle.
- **Anthony 3-Step Powder Coat**
Steel components are washed, shot blast prepped, and coated with premium finish.

QUALITY COMES STANDARD

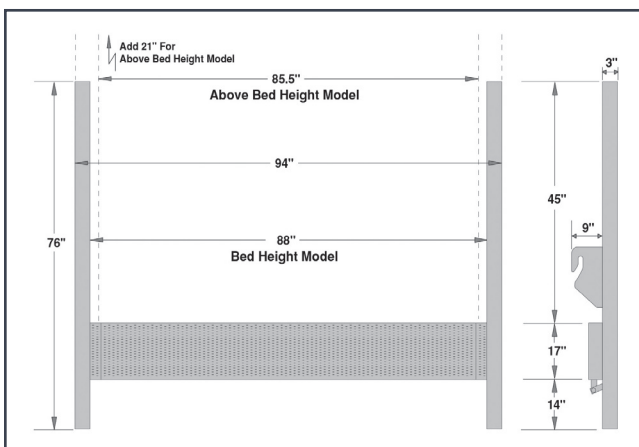
AVAILABLE MODELS, PLATFORMS AND CAPACITIES

Model	Capacity (lbs)	Bed Height Range
PCR-2500-GB	2500	28" - 58"
Vehicle Body Width		Platform Width
94" (96" Body)		90"
100" (102" Body)		96"
Available Platforms (Load Depth + Ramp)		
30" Deep Steel Bar Grate Platform + 20" Aluminum Flip Ramp and Gas Bottle Handling Rails		

OPTIONS

- Above bed option
- Galvanized finish
- Stainless steel frame
- Wireless, removable handheld corded, flush mount, or dual control options.
- Cab or ignition cut-off switch
- Taillight kits

TRUCK MOUNTING REQUIREMENTS



Anthony Liftgates, Inc.

1037 W. Howard Street
P.O. Box 615
Pontiac, IL 61764-0615

Phone: 815.842.3383

Fax: 815.844.3612

Toll Free: 800.482.0003

www.anthonyliftgates.com

ANTHONY
LIFTGATES, INC.®


PCR



*Shown with optional features.

RAILTRAC™ SERIES

LIFTING CAPACITIES (LBS): 1800, 2500



KEY ADVANTAGES

- 1. Power Open & Close**
Powered open, close for effortless operation.
- 2. Lifetime-Warranty Sliders**
Maintenance-free. No costly rollers or bearings to replace.
- 3. Lifetime-Warranty Service Free Bushings**
Used at all critical pivot points to reduce wear without the need for routine lubrication.
- 4. EZ Mount**
Ships factory assembled, filled, and tested for easy installation. Switches are pre-mounted & wired.
- 5. CHS - Centralized Hydraulics System**
All sensitive hydraulic and electrical components housed safely within the pump box.

QUALITY, RELIABILITY, CUSTOMER SERVICE

MADE IN THE USA 

STANDARD FEATURES

- **Durable Roller Chain Drive**
Proven and compact drive system.
- **Industry Leading Warranty**
2 years mechanical + 2 years electrical & hydraulic, parts and labor.
- **Marine Duty Potted Toggle Switch**
Heavy duty toggle, potted to permanently separate and seal electrical connections from corrosion.
- **Pressure Compensated Flow Valve**
Constant, controlled speeds at all times.
Prevents "free-fall" under certain hydraulic failures.
- **Circuit Protection**
200 Amp fuse protects truck wiring from a "dead short".
- **Level Ride Platform**
Platform remains level throughout the lift cycle.
- **Anthony 3-Step Powder Coat**
Steel components are washed, shot blast prepped, and coated with premium finish.

QUALITY COMES STANDARD

AVAILABLE MODELS, PLATFORMS AND CAPACITIES

Model	PCR-1800	PCR-2500
Capacity (lbs)	1800	2500
Bed Height Range	30" - 58"	
Model Width	Platform Width	
90" (92" Body)	86"	
94" (96" Body)	90"	
100" (102" Body)	96"	
Available Platforms (Load Depth + Ramp)		
Single Piece Steel + Fixed Ramp 36" + 6" or 42" + 6"		
Single Piece Steel + ARR 36" + 12" or 42" + 12"		
Single Piece Aluminum + Fixed Ramp 55" + 12" or 60" + 12"		

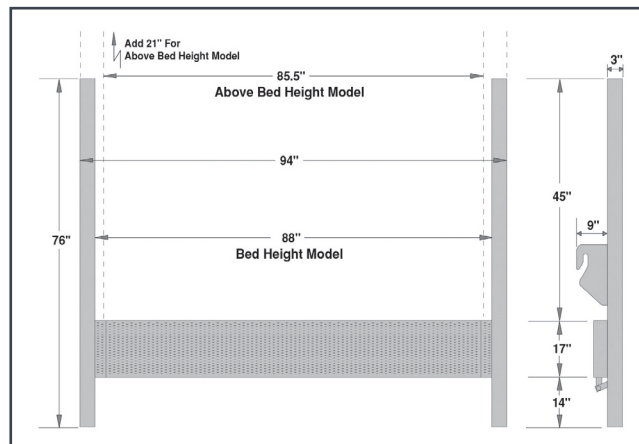
*ARR + Flip Up Aluminum Retention Ramp. Expanded metal platforms also available.

OPTIONS

- Above Bed Option
- Galvanized Finish
- Stainless Steel Frame
- Cart Stops - Available for Aluminum Platform Models
- Wireless, removable handheld corded, flush mount, or dual control options.
- Stainless steel toggle switch guard
- Cab or ignition cut-off switch
- Taillight kits
- Custom platforms

TRUCK MOUNTING REQUIREMENTS

Widths refer to 94" wide model.



Anthony Liftgates, Inc.

1037 W. Howard Street
P.O. Box 615
Pontiac, IL 61764-0615

Phone: 815.842.3383

Fax: 815.844.3612

Toll Free: 800.482.0003

www.anthonyliftgates.com

ANTHONY
LIFTGATES, INC.®

AR-DT



RAILTRAC™ SERIES

LIFTING CAPACITIES (LBS): 1200, 1800, 2000



KEY ADVANTAGES

- 1. Dump Through Platform**
Platform pivots to allow dumping of material through the liftgate
- 2. Lifetime-Warranty Sliders**
Maintenance-free. No costly rollers or bearings to replace.
- 3. Lifetime-Warranty Service Free Bushings**
Used at all critical pivot points to reduce wear without the need for routine lubrication.
- 4. EZ Mount**
Ships factory assembled, filled, and tested for easy installation. Switches are pre-mounted & wired.
- 5. Spring Assist Open / Close**
Springs assist provides lightweight platform operation.

QUALITY, RELIABILITY, CUSTOMER SERVICE

MADE IN THE USA 

STANDARD FEATURES

- **Durable Roller Chain Drive**
Proven and compact drive system.
- **Industry Leading Warranty**
2 years mechanical + 2 years electrical & hydraulic, parts and labor.
- **Marine Duty Potted Toggle Switch**
Heavy duty toggle, potted to permanently separate and seal electrical connections from corrosion.
- **Pressure Compensated Flow Valve**
Constant, controlled speeds at all times.
Prevents "free-fall" under certain hydraulic failures.
- **Circuit Protection**
200 Amp fuse protects truck wiring from a "dead short".
- **Level Ride Platform**
Platform remains level throughout the lift cycle.
- **Anthony 3-Step Powder Coat**
Steel components are washed, shot blast prepped, and coated with premium finish.

QUALITY COMES STANDARD

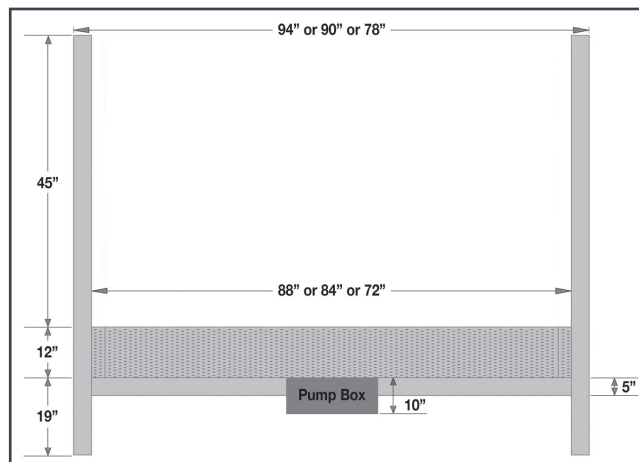
AVAILABLE MODELS, PLATFORMS AND CAPACITIES

Model	AR-1200-DT	AR-1800-DT	AR-2000-DT
Capacity (lbs)	1200	1800	2000
Bed Height Range	36" - 58"		
Model Width	Platform Width		
90" (92" Body)	86"		
94" (96" Body)	90"		
Available Platforms (Load Depth + Ramp)			
36" + 6" Pivoting Steel Dump-Through Platform			

OPTIONS

- Above bed option
- Galvanized finish
- Stainless steel frame
- Wireless, removable handheld corded, flush mount, or dual control options.
- Cab or ignition cut-off switch
- Taillight kits

TRUCK MOUNTING REQUIREMENTS



Anthony Liftgates, Inc.

1037 W. Howard Street
P.O. Box 615
Pontiac, IL 61764-0615

Phone: 815.842.3383

Fax: 815.844.3612

Toll Free: 800.482.0003

www.anthonyliftgates.com

ANTHONY
LIFTGATES, INC.®

AR




*Shown with optional features.

RAILTRAC™ SERIES

LIFTING CAPACITIES (LBS): 1200, 1800, 2500

KEY ADVANTAGES

- 1. Lifetime-Warranty Sliders**
Maintenance-free. No costly rollers or bearings to replace.
- 2. Lifetime-Warranty Service Free Bushings**
Used at all critical pivot points to reduce wear without the need for routine lubrication.
- 3. EZ Mount**
Ships factory assembled, filled, and tested for easy installation. Switches are pre-mounted & wired.
- 4. CHS - Centralized Hydraulics System**
All sensitive hydraulic and electrical components housed safely within the pump box.
- 5. Spring Assist Open/Close**
Springs assist provides lightweight platform operation.



QUALITY, RELIABILITY, CUSTOMER SERVICE

MADE IN THE USA 

STANDARD FEATURES

- **Durable Roller Chain Drive**
Proven and compact drive system.
- **Industry Leading Warranty**
2 years mechanical + 2 years electrical & hydraulic, parts and labor.
- **Marine Duty Potted Toggle Switch**
Heavy duty toggle, potted to permanently separate and seal electrical connections from corrosion.
- **Pressure Compensated Flow Valve**
Constant, controlled speeds at all times. Prevents "free-fall" under certain hydraulic failures.
- **Circuit Protection**
200 Amp fuse protects truck wiring from a "dead short".
- **Level Ride Platform**
Platform remains level throughout the lift cycle.
- **Anthony 3-Step Powder Coat**
Steel components are washed, shot blast prepped, and coated with premium finish.

QUALITY COMES STANDARD

AVAILABLE MODELS, PLATFORMS AND CAPACITIES

Model	AR-1200	AR-1800	AR-2500
Capacity (lbs)	1200	1800	2500
Bed Height Range	28" - 58"		
Model Width	Platform Width		
90" (92" Body)	86"		
94" (96" Body)	90"		
100" (102" Body)	96"		
Available Platforms (Load Depth + Ramp)			
Single Piece Steel + Fixed Ramp (Standard**)	36" or 42" + 6"		
Single Piece Steel + ARR (Standard**)	36" or 42" + 12"		
Single Piece Alum + Fixed Ramp	33", 39", 44", 50", 55", 60" + 12"		
Single Piece Alum + ARR	33", 39", 44", 50", 55", 60" + 12"		
Model	AR-1800-RT	AR-2500-RT	
Capacity (lbs)	1800	2500	
Bed Height Range	44" - 58"		
Available Platforms (Load Depth + Ramp)			
Two Piece Steel + Fixed Ramp	42" + 6"		

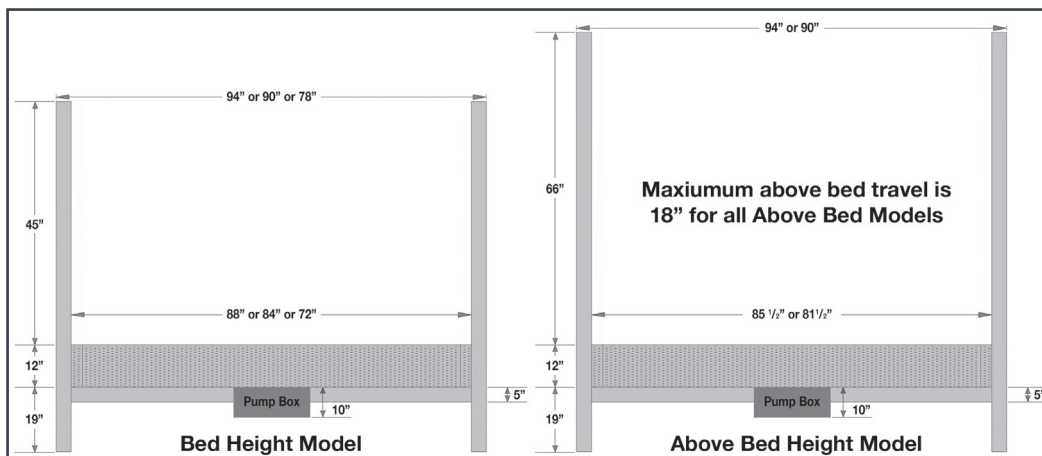
*ARR = Flip-up Aluminum Retention Ramp. 78" Wide models also available.

**36" steel platform standard on AR-1200/1800. 42" steel platform standard on AR-2500.

OPTIONS

- Above Bed Option
- Galvanized Finish
- Stainless Steel Frame
- Cart Stops - Available for Aluminum Platform Models
- Wireless, removable handheld corded, flush mount, or dual control options.
- Stainless steel toggle switch guard
- Cab or ignition cut-off switch
- Taillight kits
- Custom platforms

TRUCK MOUNTING REQUIREMENTS



Anthony Liftgates, Inc.

1037 W. Howard Street
P.O. Box 615
Pontiac, IL 61764-0615

Phone: 815.842.3383

Fax: 815.844.3612

Toll Free: 800.482.0003

www.anthonyliftgates.com

FREIGHT NOT
INCLUDED IN
PRICE OF UNIT.
FREIGHT WILL
BE BILLED UPON
PURCHASE.