




2021 LIST PRICE SHEET

Prices and Specifications subject to change without notice



Two Post - Series Lifts

Part Number	Model Number	Description	Capacity
BP9	BP9113000	Symmetric Arms & Columns, Chain Driven – non-overhead. Includes Quick Change Height Adapters.	9000#
I10	I10N400M	Three Stage Front Spot-Rite™ Arms , Symmetric Columns, Includes Quick Change Height Adapters - 12ft. ceiling required	10000#
F10	F10N400M	Three Stage Front Arms , Symmetric Columns, Includes Quick Change Height Adapters - 12ft. ceiling required	
DP10A	DP10AN400M	Three Stage Front Spot-Rite™ Arms , Symmetric Columns, Includes Quick Change Height Adapters - 12ft. ceiling required	
T100295	T100295	Height Extensions for DP10, F10 & I10, Increases Overall Height to 13' 10 3/8"	
I12N300	I12N300	3 Stage Symmetric, Overall Height 166"	12000#
I12N301	I12N301	3 Stage Symmetric, Overall Height 178"	
I12N302	I12N302	3 Stage Symmetric, Overall Height 154"	
I12N303	I12N303	3 Stage Symmetric, Overall Height 143"	
F12N300	F12N300	2 Stage Symmetric, Overall Height 166"	
F12N301	F12N301	2 Stage Symmetric, Overall Height 178"	
F12N302	F12N302	2 Stage Symmetric, Overall Height 154"	
F12N303	F12N303	2 Stage Symmetric, Overall Height 143"	
DP15N000	DP15N000	2 Stage Symmetric, Adjustable Adapter Pads, Overall height 12' 10 3/4"	15000#
DP15N001	DP15N001	2 Stage Symmetric, Adjustable Adapter Pads, Overall height 14' 7"	
DP15N002	DP15N002	2 Stage Symmetric, Adjustable Adapter Pads, Overall height 16' 7"	
DP18N000	DP18N000	2 Stage Symmetric, Adjustable Adapter Pads, Overall height 12' 10 3/4"	18000#
DP18N001	DP18N001	2 Stage Symmetric, Adjustable Adapter Pads, Overall height 14' 7"	
DP18N002	DP18N002	2 Stage Symmetric, Adjustable Adapter Pads, Overall height 16' 7"	



Four Post Enthusiast Lift

			Capacity
EFP8	EFP8P000MBK	Four post enthusiast/storage lift for home enthusiasts. A jack tray along with caster kit and 3 drip pans are included. 110v BLACK only. (ETL Approved)	8000#
EFP9	EFP9P000MBK		9000#

Low-Mid Rise Tire/Brake Service Lift

Part Number	Model Number	Description	Capacity
TL07	TL07111000	Low Rise Tire/Brake Service Lift, 115V. Power unit Stand included and (8) Rubber Height Pads. Max Lifting Height w/ Adaptor 24-3/4"	7000#
TL10	TL10111000	Low Rise Tire/Brake Service Lift, 115V. Power unit Stand included and (8) Rubber Height Pads. Max Lifting Height w/ Adaptor 30 5/16"	10000#
6000MRL	6000MRLFBK	Surface Mounted, Swing Arm Style, Portable Mid Rise Lift , 115V Power Unit Stand included (also can be used as the lift Dolly) and (4) Metal Screw and Saddle adaptors w/ mounted Rubber Pads. Max Lifting Height w/ Adaptor 54"	6000#

Motorcycle Lift

Motorcycle Lift			
Part Number	Model Number	Description	Capacity
1000MCL	1000MCLMFBK	Portable Motorcycle / ATV Lift, Air Operated w/ Dolly, Adjustable Vise and removable Side Extensions included. Max Lifting Height 33"	1000#
1000MCLDT	1000MCLDTMFBK	Above Portable Motorcycle / ATV Lift, Plus drop tail and BJ10 Jack. Max Lifting Height 33"	
BJ10	BJ10BK	Jack for Motorcycle lift.	

Four Post, General Service

Part Number	Model Number	Description	Capacity
CR14	CR14N201Y	General Service 4-Post, 182.5" Wheel Base Max. , with 20" wide Runways. Filter/Regulator/Lubricator, pre drilled for Internal Airline kit (FC5760-14)	14000#
CR14 EL	CR14N202Y	General Service 4-Post, 215" Wheel Base Max. , with 20" wide Runways. Filter/Regulator/Lubricator, pre drilled for Internal Airline kit (FC5760-14)	
CRO14	CRO14N101Y	Open Front General Service 182" Wheelbase , includes: Pneumatic Locks, adjustable Multi Position Leveling locks	
CRO14 EL2	CRO14N102Y	Open Front General Service 215" Wheelbase , includes: Pneumatic Locks, adjustable Multi Position Leveling locks	
S100136M	S100136M	"Bolt On" - Alignment Kit converts CR/CRO14 General Service lift to Alignment lift, Kit includes Rear Slip Plates and provides level surface from Turntable cutouts to rear Slip Plates. DOES NOT INCLUDE FRONT TURN PLATES.	
S100137M	S100137M	"Bolt On" - Alignment Kit converts CR/CRO14 EL2 General Service lift to Alignment lift, Kit includes Rear Slip Plates and provides level surface from Turntable cutouts to rear Slip Plates. DOES NOT INCLUDE FRONT TURN PLATES.	
S100183	S100183	Efficiency kit for CR14/CRO14: Two rolling jacks and internal air line kit	

Four Post, Alignment Lifts

CRA14	CRA14N201Y	Alignment Rack, 4-Post, 182.5" Wheel Base Max. , with 20" wide Runways, w/ standard Drive On Ramps, includes 2 RRJ70G jacks, Bolt on alignment kit with radius gauges, and internal airline kit. (ETL Approved)	14000#
CRA14 EL	CRA14N202Y	Alignment Rack, 4-Post, 215" Wheel Base Max. , with 20" wide Runways, w/ standard Drive On Ramps, includes 2 RRJ70G jacks, Bolt on alignment kit with radius gauges, and internal airline kit, (ETL Approved)	
OR14	OR14N101Y	Four Post Standard - "True Open" Front Alignment Lift w/ Built-in Rear Slip Plates, 89"-164 3/4" - 4 Wheel Alignment Wheelbase, 176 1/4" - 2 Wheel Alignment Wheelbase & 182" Max General Service Wheelbase , includes: Pneumatic Locks, Turntable Cut-outs, adjustable Multi Position Leveling and Airline Kit . Includes: 2 RRJ70G Jacks, C/S Radius Gauges, internal air line kit (ETL Approved)	
OR14 EL	OR14N102Y	Four Post Standard - "True Open" Front Alignment Lift w/Built-in Rear Slip Plates, 89"-164 3/4" - 4 Wheel Alignment Wheelbase, 209" - 2 Wheel Alignment Wheelbase & 215" Max General Service Wheelbase , includes: Pneumatic Locks, Turntable Cut-outs, adjustable Multi Position Leveling and Airline Kit . Includes: 2 RRJ70G Jacks, C/S Radius Gauges, internal air line kit (ETL Approved)	



SCISSOR LIGHT DUTY SURFACE LIFT

Part Number	Model Number	Description	Capacity
FS77	FS77N0000M	2-Stage Low Profile Scissor with Fixed Pad. 78 5/8" Rise	7700#
XX100003	XX100003BK	Flush mount kit for FS77	
XX100018	XX100018	Hose kit 4.5' extension (1.5mm)	
XX100019	XX100019	Hose kit 8' extension (2.5mm)	
FS14	FS14N0010	14,000 lb Scissor General Service ** BLUE ONLY**	14000#
FS14-FM	FS14N0011	14,000 lb Scissor General Service Flush Mount ** BLUE ONLY**	
FSA14	FSA14N0110	14,000 lb Scissor Alignment includes Rolling Jacks	
FSA14-FM	FSA14N0111	14,000 lb Scissor Alignment Flush Mount includes Rolling Jacks	



Four Post, 18k, General Service

			Capacity
CR18	CR18N000	General Service 4-Post, 194” Wheel Base Max. , with 22” wide Fixed Runways, and Jack In-rail Kit - anti-sway kit "built in" system w/ standard Drive On Ramps.(ETL Approved)	18000#
CR18-3	CR18N001	General Service 4-Post, 230” Wheel Base Max. , with 22” wide Fixed Runways, and Jack In-rail Kit - anti-sway kit "built in" system w/ standard Drive On Ramps.(ETL Approved)	
S100182	S100182	"Bolt On" - Alignment Kit converts CR18 General Service lift to Alignment lift, Kit includes Rear Slip Plates and provides level surface from Turntable cutouts to rear Slip Plates. Includes Carbon Steel Front Radius Gauges.	
S100139	S100139	"Bolt On" - Alignment Kit converts CR18-3 General Service lift to Alignment lift, Kit includes Rear Slip Plates and provides level surface from Turntable cutouts to rear Slip Plates. Includes Carbon Steel Front Radius Guages.	
S100184	S100184	Efficiency kit for CR18 Includes two rolling jacks and internal air line kit	

Four Post, 18K, ALIGNMENT LIFT

			Capacity
CRA18	CRA18N110	Alignment 4-Post, 194" Wheel Base Max. , includes full length bolt on alignment slip plate kit, 2 9,000 lb Jacks, carbon steel radius gages, internal airline kit, filter/regulator/lubricator, with 22" wide Fixed Runways, and Jack In-rail Kit - anti-sway kit "built in" system w/ standard Drive On Ramps.(ETL Approved)	18000#
CRA18-3	CRA18N111	Alignment 4-Post, 230" Wheel Base Max. , includes full length bolt on alignment slip plate kit, 2 9,000 lb Jacks, carbon steel radius gages, internal airline kit, filter/regulator/lubricator, with 22" wide Fixed Runways, and Jack In-rail Kit - anti-sway kit "built in" system w/ standard Drive On Ramps.(ETL Approved)	

Four Post, Heavy Duty 30K, Drive-On Lifts

			Capacity
CR30	CR30110100	General Service 4-Post, 271" Wheel Base Max. , with 24" wide Fixed Runways, and Jack In-rail Kit - anti-sway kit "built in" system w/ standard Drive On Ramps.(ETL Approved)	30000#
CR30-3	CR30110200	General Service 4-Post, 308" Wheel Base Max. , with 24" wide Fixed Runways, and Jack In-rail Kit - anti-sway kit "built in" system w/ standard Drive On Ramps.(ETL Approved)	









Mobile Columns

Part	Model		
Number	Number	Description	Capacity
FCH213	FCH213U100RDYL	Portable Lift with adjustable forks (69" Rise) - Includes Batteries 2 Columns	26,000#
FCH413	FCH413U100RDYL	Portable Lift with adjustable forks (69" Rise) - Includes Batteries 4 Columns	52,000#
FCH613	FCH613U100RDYL	Portable Lift with adjustable forks (69" Rise) - Includes Batteries 6 Columns	78,000#
FCHW213	FCHW213U100RDYL	Wireless Portable Lift with adjustable forks (69" Rise) - Includes Batteries 2 Columns	26,000#
FCHW413	FCHW413U100RDYL	Wireless Portable Lift with adjustable forks (69" Rise) - Includes Batteries 4 Columns	52,000#
FCHW613	FCHW613U100RDYL	Wireless Portable Lift with adjustable forks (69" Rise) - Includes Batteries 6 Columns	78,000#
M140129	M140129RD	Drive-on runway assembly for use with FCH413 35,900 lbs. capacity. 30' Runways . Includes airline kit.	35,900#
M140130	M140130RD	Drive-on runway assembly for use with FCH413 35,900 lbs. capacity. 25' Runways . Includes airline kit.	35,900#
FCH218	FCH218U200RDYL	Portable Lift with adjustable forks (69" Rise) - Includes Batteries 2 Columns	36,000#
FCH418	FCH418U200RDYL	Portable Lift with adjustable forks (69" Rise) - Includes Batteries 4 Columns	72,000#
FCH618	FCH618U200RDYL	Portable Lift with adjustable forks (69" Rise) - Includes Batteries 6 Columns	108,000#
FCHW218	FCHW218U200RDYL	Wireless Portable Lift with adjustable forks (69" Rise) - Includes Batteries 2 Columns	36,000#
FCHW418	FCHW418U200RDYL	Wireless Portable Lift with adjustable forks (69" Rise) - Includes Batteries 4 Columns	72,000#
FCHW618	FCHW618U200RDYL	Wireless Portable Lift with adjustable forks (69" Rise) - Includes Batteries 6 Columns	108,000#
Canada and Export-- Mobile Columns shipped without batteries. Deduct \$685 USD / 2 Columns			
M140015	M140015KITRD	Drive-on runway assembly for use with FCH418 60,000 lbs. capacity. 33' Runways. Includes airline kit.	60,000#
M140101	M140101KITRD	Drive-on runway assembly for use with FCH418 60,000 lbs. capacity. 28' Runways. Includes airline kit.	60,000#

Hydraulic Portable Truck And Bus Lifts Accessories And Options

13K Bolt Down	M140166RD	Bolt Down Kit for (1) FCH13 Mobile Column - Four 3/4" x 5 1/2" anchors not included
18K Bolt Down	M140165RD	Bolt Down Kit for (1) FCH18 Mobile Column - Four 3/4" x 5 1/2" anchors not included
ML41	ML41YL	Saddle Cross Beam With Two (2) Support Blocks for frame pick-up. 32,000 lbs capacity at 72" adapter spread. 24,000 lbs. capacity at 49" adapter spread.
M140070	M140070YL	Low Profile Cross Beam with Two (2) Support Blocks for frame pick-up. 30,000 lbs capacity at 49" adapter spread. 21,000 lbs. capacity at 25" adapter spread.
RS36	RS36SYL	Jack Stand, Screw-Type Adjustable 55.31" - 82.28" (1405mm - 2090mm). 36,000 lbs cap.
RS20	RS20SYL	Jack Stand, Screw-Type Adjustable 55.31" - 82.28" (1405mm - 2090mm). 20,000 lbs cap.
M120304	M120304BK	Large wheel adapter (per column)
M140157	M140157RD	Weight gauge for FCH18
M140107	M140107	Weight gauge for FCH13
M140168	M140168YL	Fore and aft, frame engaging lift kit for use with (2) FCH418 series columns. Maximum capacity 9,000 lbs per FCH4 column.
M140024	M140024	Wireless upgrade kit, for FCH18, field install.

Accessories and Options

Part Number	Model Number	Description
FA915	FA915	Air/ Electric Work Station With F/R/L for 4 post lift
FA5911	FA5911BK	Air/ Electric Work Station with F/R/L for 2 post lift
T100285BK		Adjustable Frame Contact Adapter for I10, DP10
FJ6263		Wide drop in adapter for DP10/I10 lifts with 1 1/4" diameter pilot for lifting 2019 Chevrolet Pick-ups (includes (2) FJ6248 adapters) Plus 2 FJ6262 1 1/4" to 1 1/2" adapter extenders 1 3/4" tall
FJ6257KIT		Wide drop in adapter for DP10/I10 lifts with 1 1/2" diameter pilot for lifting 2019 Chevrolet Pick-ups (includes (2) FJ6248 adapters)
FJ6245YKITM		Kit of four FJ6245Y Round rubber adapters, bracket and hardware
TPB10-D1		Door Bumper Kit (Pair) for I10 Lift
FA5974		Wheel wing kit (Set of 2) includes 2 dishes, shims, adjustable to fit various 2 post lifts. 100 lb. capacity per wheel wing. The wheel wing holds a tire at lift arm height -- handy for tire rotations and brake jobs.
FA5702		Handheld Rechargeable Tech Light
FA5700		4-Post Light Kit, four 48" long light wands with 216 LEDS each. 8 magnetic clips included. Input voltage 100-240V AC.
FA5701		2-Post Light Kit, two 32" long light wands with 95 LEDS each. 8 magnetic clips included. Input voltage 100-240V AC.

Rolling Bridge Jacks

RJ35	RJ35BK	Hydraulic hand pump rolling jack. Used on EFP8	3500#
RRJ45G	RRJ45G	Hydraulic hand pump rolling jack. Used on EFP9	4500#
RRJ70G	RRJ70GBK	Pneumatic/Hydraulic Rolling Bridge Jack	7000#
RJ7100Y-X	RJ7100Y-XBK	Pneumatic/Hydraulic Rolling Bridge. Used on FA77	7000#
RJ901000	RJ901000YBK	Pneumatic/Hydraulic Rolling Bridge Jack for use with Mid-Range Four Post models with Jack Rails	9000#
FC5760-14	FC5760-14	Airline Kit for CR14/CRO14/CRO14EL2	
S100177	S100177	Air/Lube Regulator Kit	
RJ151BK	RJ151BK	Pneumatic/Hydraulic Rolling Bridge Jack for use with Mid-Range Duty Four Post models with Jack Rails	15000#
FC5793YL	FC5793YL	Low profile adapter for RJ151	
RJ153BK	RJ153BK	Pneumatic/Hydraulic Rolling Bridge Jack low profile and lower clearance for use with Mid-Range Duty Four Post models with Jack Rails	15000#
RJ14L	RJ14001LBK	Pneumatic/Hydraulic Rolling Bridge Jack for use w/35.9K Runway Kit	14000#
RJ22L	RJ22002LBK	Pneumatic/Hydraulic Rolling Bridge Jack for use w/35.9K Runway Kit	22000#
RJ30L	RJ3001000LBK	Pneumatic/Hydraulic Rolling Bridge Jack for use w/60K Runway Kit	30000#

Drain Pans

FC5967	FC5967BK	30 Gallon Mobile Oil Drain Pan for 12000 Lube Rack & CR14, OR14, CR18
FC5968	FC5968BK	Low Profile 30 Gallon Mobile Oil Drain Pan for CR30

Ramps Kits

S100142	S100142Y	24" Runway (Track) Extension - Kit for CR14
S100150	S100150Y	STANDARD Approach / Drive Thru Ramps - Set of Two. For CR14
S100151	S100151	STANDARD Approach / Drive Thru Ramps - Set of Two. For CRO14/OR14/CR14EL
S100152	S100152Y	EXTENDED Approach / Drive Thru Ramps - Set of Two. For CR14
FC5825	FC5825BK	STANDARD Approach / Drive Thru Ramps - Set of Two. For CR18
S100013	S100013	EXTENDED Approach / Drive Thru Ramps - Set of Two. For CR18
FC5780-3	FC5780-3	24" Wide 47" Drive Thru Ramps - QTY OF ONE. For CR30 Models.
134K01	134K01	24" Wide 72" Long Floor Mounted Approach / Drive Thru Ramps - Set of Two. CR40
M140133RD	M140133RD	Drive-Thru Ramp Kit for 35,900 pound 4-Post Runways.
M140099RD	M140099RD	Drive-Thru Ramp Kit for 60,000 pound 4-Post Runways.
SRS1600	SRS1600/RWG	FS14/FSA14 Extended Ramps

APRAMP10DTKITRD	APRAMP10DTKITRD	Drive-Thru Ramp Kit. 10 Foot for low profile vehicles, for CR50/CR60.
Alignment Lift Options and Accessories		
TT1000	TT1000YKIT	Standard Turning Radius Gauge Kit. Includes: Two Turning Radius Gauges and Four Retaining Bars - 4,500lbs - capacity per Gauge (2041kg)
TT1001	TT1001KIT	Stainless Steel Turning Radius Gauge Kit. Includes: Two Turning Radius Gauges and Four Retaining Bars - 3,000lbs - capacity per Gauge
FC7117	PK304FC7117Y	Turntable Spacer for Image Aligners - Roll Back Kit(Set of Two)