

GranTurk

equipment co., inc.

home office:
one schuylkill parkway
building b
bridgeport, pa 19405-1069
phone (610) 239-9800
fax (610) 239-9806

branch office:
1415 bush street
baltimore, md 21230
phone (410) 837-5570
fax (410) 837-1024

July 8, 2022

All Products are 6% off MSRP Per VSA Heavy Equipment Bid 23-04-0713

LABRIE EXPERT MANUAL 31 YD (27+4) #380

RH-side outside controls

Multi-cycle for packing ram (2 to 3 strokes)

Crusher panel

Tapered body

Hopper floor and slope liners 1/4" Hardox 500 steel

Hopper side walls liners 0.157" Hardox 450 steel

Onboard diagnostic tool with LCD display

Circuit breakers with manual reset

Zinc-plated hydraulic tubing

ANSI Z245.1-2012 compliant

Body blasted with steel grit

Marine rust inhibitor treatment on body

Warranty on Body & Hydraulics: 1 Year

Warranty One Year

Prep & Delivery

Delivery After Receipt of Chassis


FREIGHT: To Be Determined at Time of Order

STEEL (Material) SURCHARGE: May Change at Time of Order

OPTIONS: Available at 6% off MSRP

CONTACT: Marc Browning to discuss options that may be required for your local government
Agency. Cell # 434-390-1899

ANNE C. RITCHIE - PRESIDENT



Standard Limited Product Warranty

Subject to the other provisions hereof, LABRIE ENVIRONMENTAL GROUP, hereinafter called "Labrie" warrants that all new Labrie products (the "Product") shall be free of defects in material and workmanship under normal use and service for a period of **ONE (1) YEAR** after delivery to the first registered customer/end-user.

WITHOUT LIMITATION TO THE OTHER PROVISIONS HEREOF, THIS PRODUCT WARRANTY DOES NOT COVER:

- Any and all components or parts of the Product, including without limitation the vehicle chassis, which are not manufactured and installed by Labrie, whether or not they are covered by an original manufacturer's or supplier's warranty.
- Paint damage due to paint chips, scratches, rust, deterioration of paint due to elements.
- Damages resulting from abuse, misuse of the Product or from negligence or accidents.
- Damages resulting from use of the Product other than for its intended purpose or in a manner other than its intended normal use and service.
- Damages caused by improper maintenance of the Product including, without limitation, failure to comply with the maintenance requirements set forth in the Product's Parts and Maintenance Manual.
- Damages caused by the operation of the Product with parts or components known by the customer/end-user to be defective or in need of maintenance.
- Parts, components, or systems which have been modified without the express authorization of Labrie or of an authorized Labrie distributor.
- Repairs which are not completed or otherwise expressly authorized by Labrie or an authorized Labrie distributor.
- Repairs or modifications which have been authorized by Labrie or an authorized Labrie distributor that are performed by personnel which is not qualified to perform such repairs or modifications.
- Normal wear item parts including, without limitation, oils, fluids, filters, tracks, rollers, wear shoes, tailgate seals, chains, divider panels, rubber bumpers, incandescent bulbs, grabber fingers & straps, hyd. strainer, gauges, hoses due to abrasion, packer scraper, spill shields, wind deflectors, plastic dividers, deflectors, common hardware, limit switches & actuators, arm or control linkages and heim joints, pneumatic actuators, tipper cart attachment, driveshaft u-joints, remote grease lines, and normal wear of the steel structure.

Standard Limited Product Warranty

- All adjustments and maintenance resulting from normal use and service of the products, products including, but not limited to, cleaners/lubricants, Diesel/CNG fuel, tightening of fasteners & hydraulic fittings, additional labor due to rust/corrosion from lack of maintenance, environmental cleanup, container handling equipment.
- Repair items including but not limited to, travel time, mileage or other expenses, labor for field inspection, towing, down time, rental equipment, steam cleaning, sealants, paint for replacement parts, duplicate or temporary repairs, shop supplies, road testing, loss of profits, lease or loan, diagnostic time exceeding one hour, flushing of hydraulic system, any other consequential losses, damages or delays encountered.

For the purposes of this warranty, normal use and service means the operation of the new Product for fifty (50) hours per week for its intended purpose and in compliance with the operation and maintenance instructions which are provided by Labrie in the Product's operation and maintenance manuals. It is the customer/end-user's responsibility to make sure that all operators are familiar and comply with the operation manual and the warning decals on the Product.

In the event a part or component of the Product fails or becomes defective during the warranty period and, in the opinion of Labrie, such failure or defect results from Labrie's material or workmanship, the part or component shall be repaired or replaced by Labrie or an authorized distributor at no cost provided that the unit is brought to an authorized distributor's service facility. However, the aforementioned repair or replacement of parts or components may be performed by the customer/end-user as provided herein if specifically authorized by Labrie or an authorized Labrie distributor.

Because the Product is engineered to work only with genuine Labrie parts and components, this warranty shall be void and of no effect if i) the Product is modified other than by Labrie or by an authorized Labrie distributor or other than in accordance with a specific authorization and instructions from Labrie or from an authorized Labrie distributor or ii) if parts and components of any other manufacturer are used as substitutes for genuine Labrie parts and components.

LABRIE MAKES NO WARRANTY AS TO MERCHANTABILITY, FITNESS FOR USE, LEGALITY OF OPERATION IN ANY JURISDICTION OR ANY IMPLIED WARRANTY OF ANY KIND OR NATURE. LABRIE SHALL NOT BE LIABLE FOR ANY SPECIAL OR CONSEQUENTIAL DAMAGES OF ANY KIND OR NATURE. NO OTHER PERSON, FIRM, CORPORATION, INCLUDING THE LABRIE DISTRIBUTOR, CAN BIND LABRIE TO ANY WARRANTY OTHER THAN THIS WARRANTY OR OTHERWISE MODIFY SAID WARRANTY.

Labrie reserves the right to redesign and/or discontinue the manufacture of parts, components, and Products.

Certificate

Certificate No.: 30102-1-03

First delivery date: April 30, 1999
Expiry date: April 23, 2012

The Bureau de normalisation du Québec (BNQ) certifies that the quality management system implemented by:

GROUPE ENVIRONNEMENTAL LABRIE INC.

covering the following activities:

Design, manufacture and distribution of solid waste equipments including parts sale

carried out at the address:


175, route Du Pont, Lévis (Québec) G7A 2T3

has been assessed and found to comply with the requirements of:


ISO 9001:2000

This certificate is issued in accordance with BNQ procedures.
Its validity may be verified at the address www.bnq.qc.ca/certificates.

In testimony whereof, have signed in Québec, on April 27, 2009,


Assistant Director


Bureau de normalisation du Québec


Program Manager
Bureau de normalisation du Québec

The BNQ program related to this management system certification is accredited by the Standards Council of Canada. Further clarifications regarding the scope of this certificate and the applicability of ISO 9001:2000 requirements may be obtained by consulting the organization.
This certificate remains the property of the BNQ and could be withdrawn from the company in accordance with BNQ procedures.



BNQ is a member of the
International Organization of
Standards (ISO)





EXPERT™

 **labrie**



**CNG READY
SINCE 2001**

INNOVATIVE DESIGN, THOROUGHLY ENGINEERED TRUCKS – SINCE 1985

Labrie was originally founded in 1933, manufacturing heavy hauling equipment. In 1985 the company refocused its core manufacturing on waste collection vehicles as a response to the evolution of the industry. At that time, waste collection was transforming from a completely manual operation to a semi- or fully-automated operation.

Today, Labrie stands as a major leader in the North-American marketplace with more than 12,000 vehicles on the road. Labrie is renowned for designing and manufacturing of high-quality, innovative waste collection vehicles that stand the test of time. The industry recognizes the Labrie brand by its signature seamless bodies, strong arms and as waste collection continues to develop, you can be sure that Labrie will be building the quality products needed to get the job done.

THE EXPERT™ HISTORY

In 1985, Labrie introduced the Labrie 200 which offered the industry unparalleled versatility. In 1995, after several years of production, Labrie combined industry feedback with new technology and launched the Expert 2000™. The Expert 2000™ unitized body and hopper was immediately seen as the market leader in North America, providing the quality and reliability haulers had clamored for in one-man, sideloader productivity.

Shortly thereafter, in 1996, Labrie jumped into automated collection and introduced the Expert Cool-Hand™, followed by the Expert Helping Hand™ in 1999 and went even further in 2001 by developing the Expert Dual Helping Hand™. Today, Labrie is still

the only manufacturer to offer a double arm automated refuse truck; which can greatly improve collection efficiency in alleys and one-way streets.

Over the years, Labrie has continuously introduced special options, including glass compartments, organic bucket tipper and various split body configurations, with optional single or split hydraulic chutes.

In 2006, Labrie completed redesigned Expert body to meet the demands of an ever evolving industry allowing for friendlier configuration of many options and making the Expert™ even more versatile.



Old Expert with cart tipper



Expert Cool-Hand™



Napa Valley, CA Expert™ fleet

10-FOOT
ARM REACH*

400-LB
ARM LIFTING
CAPACITY,
FULLY EXTENDED

13-SEC
PACKING
CYCLE**

* Long Reach option

** Regen Valve option

FLEXIBILITY- BECAUSE EVERY ROUTE IS DIFFERENT

Labrie is a leader in the drop frame sideloader market. The Expert™ is one of the most versatile waste collection vehicles available in the industry today. We have been performing our own factory drop frame modifications since 1984.

The Expert™ can be used efficiently for manual, semi-automated or fully-automated collection. The hopper can be accessed from both curbside and street side, making collection in alleys and one-way streets quick and productive. With the various configurations and numerous options available, it will be difficult to find an application or solution that we have not already considered!



Handloading "extras" on an automated route



Helping Hand™ arm in dump mode



Fully automated collection, zero grab



Semi-automated cart tipper on street side



MANUAL OR SEMI-AUTOMATED COLLECTION

The Expert™ drop frame configuration is perfect for manual or semi-automated waste or recycling collection and the loading height of only 5.5" above the chassis frame makes this configuration safer, faster and easier to load.

With the shortest wheelbase in the industry, this truck can easily maneuver in some of the tightest spots where other drop frame converters can't. Using a Labrie cab conversion on an International or Freightliner conventional chassis gives you easy access in and out of the cab and a shorter walk from the cab to the hopper. The ergonomic design of this configuration will not only save time but also facilitate the operator's job.



Cab heater / glove dryer



CAB MODIFICATION DESIGNED FOR THE JOB

Labrie modifies its own stand-up drive cabs for both right-hand and left-hand applications. These modifications can be made to International and Freightliner chassis and provide safe and easy "in and out" access from the cab to the street, reducing the operator's walking distance for manual or semi-automated collection.

At Labrie, we believe a comfortable operator is a productive operator. That is why we offer a 12,500-BTU cab heater/glove dryer and heated floor in our right-hand stand-up drive cab conversion.* Any operator would appreciate these details on cold winter days.

**Available as an option*

PROVEN TAPERED BODY

Our years of experience in waste collection have led us to create a proven tapered body design. The rounded and tapered shape of the body sides and roof increases the compaction ratio by retaining the materials at the back of the body. This also makes for a smooth unloading process, even at the highest compaction ratio. Body sides are created from a single sheet of steel; increasing the structural strength and eliminating the need for reinforcement posts (where rust attacks first). Single sheet construction provides a cleaner look and eliminates weld seams (which are prone to cracks and corrosion).

LOW ACCESS TO THE ENCLOSED HOPPER

The loading height on the Expert™ is only 5.5" above the chassis. We believe that keeping the loading height as low as possible will help to keep the operators safe and reduce or prevent injuries. The enclosed hopper ensures that waste won't be blown from the hopper and on to the road and also ensures that water, snow and ice are not allowed to accumulate overnight.

AUTOMATED COLLECTION

WITH LABRIE HELPING HAND™ ARM

Collect from the comfort of the cab, but keep the option to pick up any “extras” left on a residential route.

The Helping Hand™ arm’s pivot point provides zero swing out motion, perfect for dumping in alleys and narrow spaces and can extend up to 10 feet and lift up to 400 pounds when fully extended.

The Helping Hand has been designed to be located inside the hopper, reducing the need to compensate for torsion stress, like larger offset designs. This mounting position allows us to retain the enclosed hopper feature and its associated benefits. The Helping Hand™ is controlled by electric proportional valves for smooth, precise action, and all critical components have been protected from the

harshest conditions. This simple design keeps all of the moving parts low and compact; reducing stress on the arm’s components and protecting the hopper floor with a low dumping height. **Durability and lowest total cost of ownership will be yours with the Expert Helping Hand™.**



BEST HOPPER/COMPACTOR ASSEMBLY IN THE INDUSTRY - BOTTOM LINE

A high-quality product requires durable materials and there is no better way to avoid expensive hopper floor repairs than with AR Steel. Our material is 5 times more "abrasive resistant" than mild steel. The boxed rear of the compactor allows for easier cleaning as well as, a more rigid structure.

LOW MAINTENANCE COST

We put the extra effort into our body construction details so you can keep your maintenance costs at their lowest. We have built the largest sump box possible; increasing the liquid holding capacity and protecting the packer cylinders from the waste leachate. Hydraulic hoses and tubing can be located on either side of the body for easy access and protection.

GRAB PACK EFFICIENCY

Time spent compacting the payload should not interrupt collection. For that reason we have designed a programmable multi-cycle packer with 2 to 8 strokes. This feature automatically compacts the payload after each arm cycle, maximizing productivity and minimizing your actual time on the route.



THE TRUE MEANING OF VERSATILITY

THE DIFFERENT CONFIGURATIONS AVAILABLE
ON AN EXPERT™ WILL STRETCH YOUR IMAGINATION



Body sizes ranging from 15-37 yd³



17 yd³ Expert split body



60/40, 40/60 or 50/50 split bodies with single or split chute
inside the hopper



The Expert Dual Helping Hand™ configuration is an excellent way to increase productivity and efficiency for alleys, dead ends and one-way street collection. This configuration also increases safety by reducing or eliminating the need for "Back-ups", which account for more than 50% of industry related accidents.



Single or dual cart tippers available curbside and/or street side



3 yd³ or 5 yd³ glass compartment for separate **glass collection**



SSO bucket tipper with cart attachment for manual or semi-automated **organic collection**



LABRIE CNG: DELIVERING A CLEANER WAY OF DOING BUSINESS SINCE 2001



With the high volatility of diesel prices, fuel choice has never been more important. At Labrie, we believe in greener, safer, smarter and more efficient waste collection vehicles. This is what we have been designing and building for the past 25 years.

We deliver the highest-quality, factory-installed compressed natural gas (CNG) solutions that are fully tested at our on-site CNG station. Our manufacturing expertise in CNG is passed along to you with every vehicle.

You benefit from a trusted source of expertise when it comes to converting to CNG.

THE BENEFITS OF CHOOSING CNG ARE HUGE:

- **AFFORDABLE**: Substantially reduced fuel costs when compared to diesel
- **CLEAN**: 23% less Greenhouse Gas Emissions compared to diesel fuel
- **FOREIGN FUEL INDEPENDENCE**: 98% of fuel supplied from the U.S. and Canada
- **QUIET**: 10 decibels more quiet than a diesel truck

LABRIE CNG: SIMPLE, RELIABLE AND PRODUCTIVE

- Behind the cab design built to hold 3, 4 or 5 tanks, 50, 66 or 82 DGE
- Low height, integrated body shape, roof mounted design. 4 or 5 tanks, 60, 75 or 100 DGE
- Premium design having low impact on legal payload and overall height



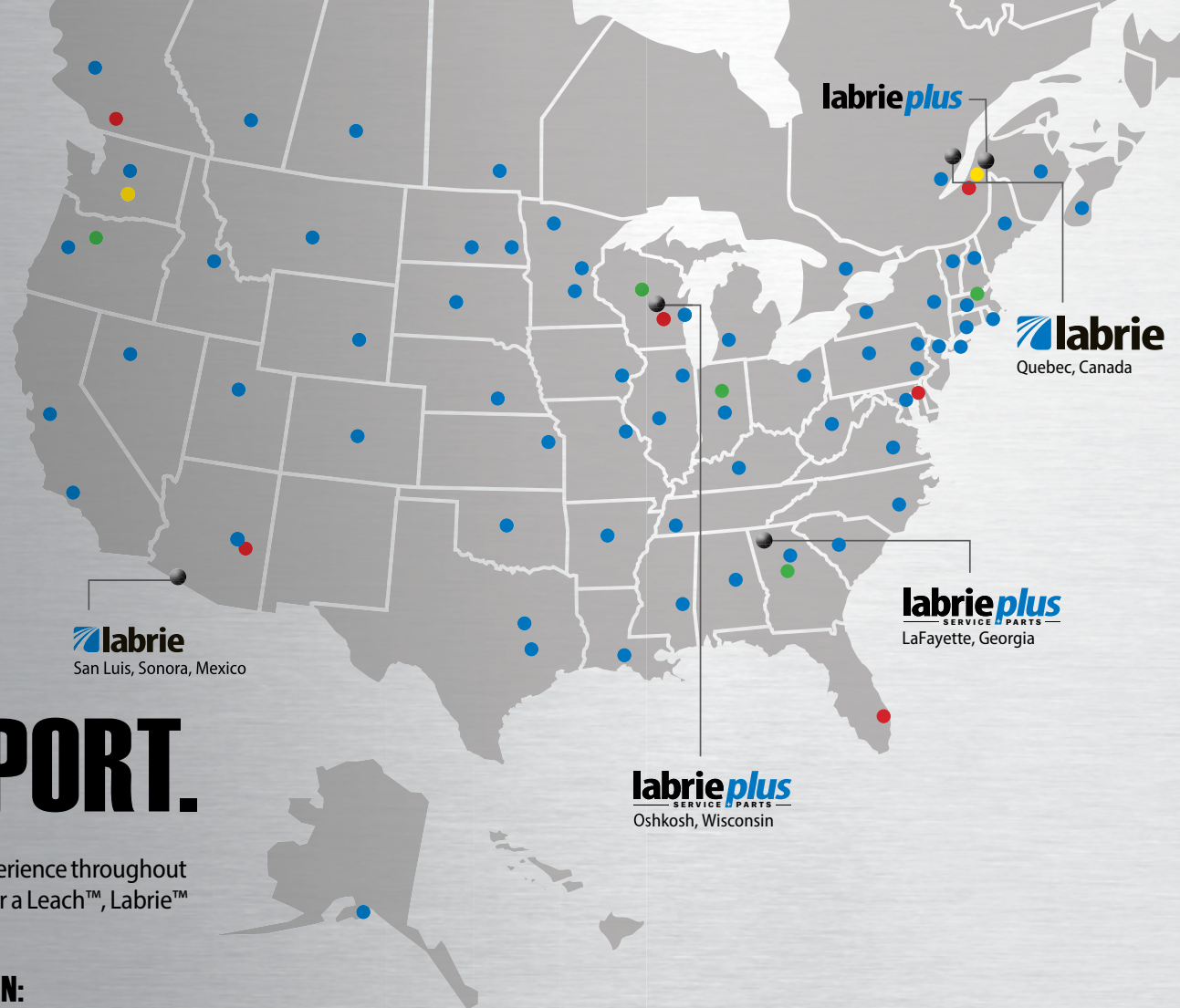
CNG READY
SINCE 2001

PREMIUM PRODUCTS COME WITH PREMIUM SUPPORT.

Labrie is committed to delivering the ultimate ownership experience throughout North America. Our pursuit of excellence continues long after a Leach™, Labrie™ or Wittke™ is put into service.

OUR NORTH AMERICAN NETWORK IS QUALITY DRIVEN:

- **Labriepius 24/7 customer support system**, provides quality replacement parts, premium hands-on field and live assistance. Peace of mind guaranteed.
- **A network of over 45 premium distributors** located throughout the United States and Canada are highly trained to assist you; providing live assistance from a dedicated staff of professional representatives to support all of our Leach™, Labrie™ and Wittke™ products.

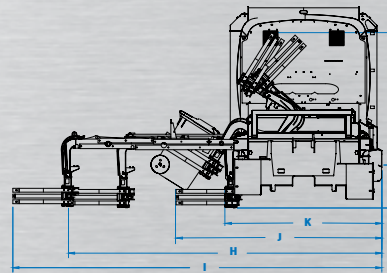
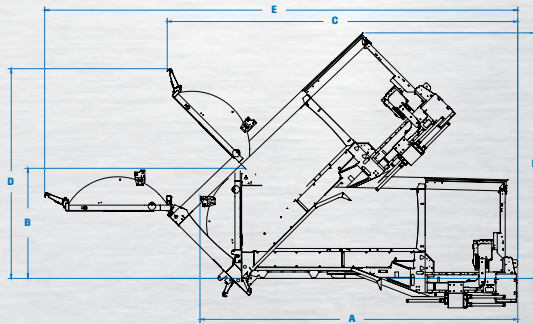


- Premium Distributor Locations
- Regional Sales Managers
- Field Service Representatives
- Technical Advisors / Demo Operators

Visit www.labriegroup.com
to view a complete listing of our premium distributor network

Body Dimensions

	15yd ³ (15+0)	17yd ³ (15+2)	20yd ³ (20+0)	22yd ³ (20+2)	24yd ³ (20+4)	24yd ³ (22+2)	26yd ³ (22+4)	27yd ³ (27+0)	29yd ³ (27+2)	31yd ³ (27+4)	33yd ³ (27+6)	31yd ³ (31+0)	33yd ³ (31+2)	35yd ³ (31+4)	37yd ³ (31+6)
A. Overall Length, Tailgate Closed (in.)	239	248	240	245	258	261	274	280	285	298	313	310	315	328	343
Overall Width (in.)	102	102	102	102	102	102	102	102	102	102	102	102	102	102	102
B. Overall Height Above Frame, Tailgate Closed (in.)	82	82	103	103	103	103	103	103	103	103	103	103	103	103	103
C. Overall Length, Tailgate Open (in.)	281	281	289	289	289	305	305	329	329	329	329	359	359	359	359
D. Overall Height Above Frame, Tailgate Open (in.)	165	165	197	197	197	197	197	197	197	197	197	197	197	197	197
E. Overall Length, Dumping Position (in.)	375	375	403	403	403	419	419	444	444	444	444	470	470	470	470
F. Overall Height Above Frame, Dumping Position (in.)	185	185	201	201	201	213	213	230	230	230	230	244	244	244	244
G. Overall Height Above Frame When Dumping (in.)	86	86	86	86	86	86	86	86	86	86	86	86	86	86	86
H. Overall Width, Arm Out (STD), Grabber Closed (in.)	204	204	204	204	204	204	204	204	204	204	204	204	204	204	204
I. Overall Width, Arm Out (LONG REACH), Grabber Closed (in.)	240	240	240	240	240	240	240	240	240	240	240	240	240	240	240
J. Overall Width, Arm In, Grabber Closed (in.)	134	134	134	134	134	134	134	134	134	134	134	134	134	134	134
K. Overall Width, Arm In, Grabber Open (in.)	102	102	102	102	102	102	102	102	102	102	102	102	102	102	102
L. Distance between bottom of Grabber & chassis frame rail (in.)	22/28	22/28	22/28	22/28	22/28	22/28	22/28	22/28	22/28	22/28	22/28	22/28	22/28	22/28	22/28



Performance Specifications

Arm In (72" reach)	2.4 sec @ 700 rpm
Arm In (84" reach)	2.8 sec @ 700 rpm
Arm In (120" reach)	4.5 sec @ 700 rpm
Arm Out (72" reach)	3.2 sec @ 700 rpm
Arm Out (84" reach)	3.7 sec @ 700 rpm
Arm Out (120" reach)	6.0 sec @ 700 rpm
Arm Up	2.5 - 3.0 sec @ 700 rpm
Arm Down	2.5 - 3.0 sec @ 700 rpm
Grabber Open	1.3 - 1.8 sec @ 700 rpm
Grabber Close	1.0 - 1.5 sec @ 700 rpm
Packer complete cycle without regeneration	12 sec @ 1200 rpm
Packer complete cycle with regeneration	14 sec @ 700 rpm
Tailgate Open	21 sec @ 700 rpm
Tailgate Close (with Safety Flow limiter)	26 sec @ 700 rpm
Body Up (depending on body size)	34-44 sec @ 700 rpm
Body Down (depending on body size)	18-25 sec @ 700 rpm
Crusher panel Up	4 sec @ 700 rpm
Crusher panel Down	3 sec @ 700 rpm
Hydraulic chute to curb side	4 sec @ 700 rpm
Hydraulic chute to street side	4 sec @ 700 rpm

Body Specifications

Body Floor	3/16" 50W 50,000 psi
Body Sides (lower)	10ga A1011 80,000psi
Body Roof	12ga A1011 80,000psi
Tailgate	12ga A1011 80,000psi

Hopper Specifications

Hopper Size (yd ³)	4
Loading Height	5-1/2" above frame
Hopper Floor	3/16" 50W 50,000 psi
Hopper Floor wear plates	1/4" AR500 190,000psi
Hopper Sides (lower)	3/16" AR200 70,000 psi
Hopper Sides wear plates	0.157" AR450 175,000psi
Hopper Slope	1/4" AR500 190,000psi
Hopper Slope wear plates	1/4" AR500 190,000psi

Hydraulic Specifications

Pump Make & Model	Dual Vane
Pump Capacity	BODY: 20.4 gpm@700 rpm; ARM: 16.3 gpm@700 rpm
Max. Operating Pressure	3,000 psi (2,000 psi on single axle chassis)
Oil Reservoir (cab over)	85 gal

Packer Specifications

Compaction ratio (lbs/yd ³)	850 (600 on single axle chassis)
Packer Panel Face Plate	1/4" 100QT 100,000psi
Packer width	71"
Packer height	18"
Packer stroke	50"

Arm Specifications (automated units)

Arm Lift Capacity	400 lbs
Arm Reach	84" (120" optional)
Swing out	16"
Arm Controls	Proportional joystick, electric over hydraulic

Cylinder Specifications

Body Lifting Cylinder (15-20 yd ³ bodies)	4 stages 6-1/16" bore x 150" stroke
Body Lifting Cylinder (22 yd ³ bodies)	4 stages 6-1/16" bore x 165" stroke
Body Lifting Cylinder (27-31 yd ³ bodies)	4 stages 6-1/16" bore x 180" stroke
Packer Cylinders	4" bore x 2-1/2" rod x 40" stroke
Crusher Panel Cylinder	2" bore x 1-1/2" rod x 14-1/2" stroke
Tailgate Cylinders	2-1/2" bore x 1-3/4" rod x 39" stroke
Arm extension Cylinder (84" reach)	2" bore x 1-1/4" rod x 70" stroke
Arm extension 2nd Cylinder (120" reach)	2" bore x 1-1/4" rod x 36" stroke
Lifting Cylinder	3" bore x 1-1/2" rod x 16" stroke
Grabber Cylinder	1-1/2" bore x 1" rod x 6-1/4" stroke

Note: Specifications subject to change without notice



THE LABRIE GROUP

The Labrie Group is one of the largest manufacturer's of refuse and recycling collection vehicles in North America. Our product lines of Labrie™, Leach™, and Wittke™ are renowned to be the most reliable, efficient, productive, and innovative in the solid waste industry today.

Throughout our history, we have been recognized for the design and production of the highest quality vehicles available on the market, while our customers benefit from a single trusted source of engineering expertise.

At Labrie we continually push the boundaries of innovation to provide a greener, safer, smarter and more efficient way of waste management and collection.

We are committed to building and delivering the finest refuse collection equipment in the industry to suit all of your collection needs. With the strongest dealer network in the industry (over 45 distribution points across the continent), our stock and demo program, engineering expertise, and the Labriepius 24/7 customer support center,

Labrie delivers the ultimate ownership experience. Labriepius is Labrie's full service customer support center located in the U.S. Its mission is to provide quality replacement parts and premium hands-on field support to Labrie equipment owners. Labriepius is the single source for Labrie™, Leach™, Wittke™ and Pendpac™ OEM and selected all makes of parts.

DRIVE EXCELLENCE



Labrie is certified ISO 9001-2008 and attests to the quality of these products. Labrie has made every reasonable effort to ensure that the information contained in this brochure is accurate. However, we accept no responsibility for any errors or omissions, and we reserve the right to modify designs, characteristics and products at any time. Contact Labrie for prices and options or to obtain the phone number of your local Labrie distributor. For the most recent version of our spec sheets, please go to Labrie website at www.labriegrup.com. In case of discrepancy, the Web version takes precedence over any printed literature. © Labrie Enviroquip Group 2020. - Printed in USA



Corporate Office

175-B, route Marie-Victorin,
Levis, Quebec, Canada, G7A 2T3
Toll Free: 800 463-6638 • Phone: 418 831-8250
info@labriegrup.com • www.labriegrup.com



Parts & Service

1198 Shattuck Industrial Boulevard
LaFayette, GA 30728
Phone: 1-706-628-2467
www.labriepiusparts.com

Parts & Service

445, 1e avenue
Levis, Québec
Canada, G6W 5M6
Toll Free: 1-877-452-2743
<https://labrieparts.labriegrup.com>