

GranTurk

equipment co., inc.

home office:
one schuylkill parkway
building b
bridgeport, pa 19405-1069
phone (610) 239-9800
fax (610) 239-9806

branch office:
1415 bush street
baltimore, md 21230
phone (410) 837-5570
fax (410) 837-1024

July 8, 2022

All Products are 6% off MSRP Per VSA Heavy Equipment Bid 23-04-0713

LABRIE AUTOMIZER FULL EJECT 30 YD (26+4) #377

Maximum horizontal arm reach from side of vehicle: 144 in.

Arm lifting capacity (maximum reach): 1000 lbs

Electro-proportional joystick with feathering capability

Hardox 450 body floor

Onboard diagnostic tool with LCD display

Tapered body

Packing cylinder: Single telescopic, double-acting

Auto-Pack and gripper auto-close override

Multi-cycle for packing ram (2 to 3 strokes)

Circuit breakers with manual reset

Zinc-plated hydraulic tubing

ANSI Z245.1-2012 compliant

Body blasted with steel grit

Marine rust inhibitor treatment on body

Warranty on Body & Hydraulics: 1 Year

Body control valve: electric-over-hydraulic

Hydraulic oil cooler on the arm return line

Hopper and body floor liner: Hardox 500 steel - full length

~~NOW STANDARD~~

Central grease point for follower panel rollers

~~NOW STANDARD~~

Body roof interior reinforcements

~~NOW STANDARD~~

Grease zerks and Central grease point for Packer cylinder pin

~~NOW STANDARD~~

Delivery After Receipt of Chassis
Prep, Delivery

FREIGHT: To Be Determined at Time of Order


STEEL (Material) SURCHARGE: May Change at Time of Order

OPTIONS: Available at 6% off MSRP

CONTACT: Marc Browning to discuss options that may be required for your local government
Agency. Cell # 434-390-1899

ANNE C. RITCHIE - PRESIDENT

SALES



SERVICE

Standard Limited Product Warranty

Subject to the other provisions hereof, LABRIE ENVIRONMENTAL GROUP, hereinafter called "Labrie" warrants that all new Labrie products (the "Product") shall be free of defects in material and workmanship under normal use and service for a period of ONE (1) YEAR after delivery to the first registered customer/end-user.

WITHOUT LIMITATION TO THE OTHER PROVISIONS HEREOF, THIS PRODUCT WARRANTY DOES NOT COVER:

- Any and all components or parts of the Product, including without limitation the vehicle chassis, which are not manufactured and installed by Labrie, whether or not they are covered by an original manufacturer's or supplier's warranty.
- Paint damage due to paint chips, scratches, rust, deterioration of paint due to elements.
- Damages resulting from abuse, misuse of the Product or from negligence or accidents.
- Damages resulting from use of the Product other than for its intended purpose or in a manner other than its intended normal use and service.
- Damages caused by improper maintenance of the Product including, without limitation, failure to comply with the maintenance requirements set forth in the Product's Parts and Maintenance Manual.
- Damages caused by the operation of the Product with parts or components known by the customer/end-user to be defective or in need of maintenance.
- Parts, components, or systems which have been modified without the express authorization of Labrie or of an authorized Labrie distributor.
- Repairs which are not completed or otherwise expressly authorized by Labrie or an authorized Labrie distributor.
- Repairs or modifications which have been authorized by Labrie or an authorized Labrie distributor that are performed by personnel which is not qualified to perform such repairs or modifications.
- Normal wear item parts including, without limitation, oils, fluids, filters, tracks, rollers, wear shoes, tailgate seals, chains, divider panels, rubber bumpers, incandescent bulbs, grabber fingers & straps, hyd. strainer, gauges, hoses due to abrasion, packer scraper, spill shields, wind deflectors, plastic dividers, deflectors, common hardware, limit switches & actuators, arm or control linkages and heim joints, pneumatic actuators, tipper cart attachment, driveshaft u-joints, remote grease lines, and normal wear of the steel structure.

627 Bay Shore Drive, Suite 500, Oshkosh, WI 54901 | Tel.: 1-800-231-2771 | Fax: (706) 591-8766 | www.labriegroup.com

Standard Limited Product Warranty

- All adjustments and maintenance resulting from normal use and service of the products, products including, but not limited to, cleaners/lubricants, Diesel/CNG fuel, tightening of fasteners & hydraulic fittings, additional labor due to rust/corrosion from lack of maintenance, environmental cleanup, container handling equipment.
- Repair items including but not limited to, travel time, mileage or other expenses, labor for field inspection, towing, down time, rental equipment, steam cleaning, sealants, paint for replacement parts, duplicate or temporary repairs, shop supplies, road testing, loss of profits, lease or loan, diagnostic time exceeding one hour, flushing of hydraulic system, any other consequential losses, damages or delays encountered.

For the purposes of this warranty, normal use and service means the operation of the new Product for fifty (50) hours per week for its intended purpose and in compliance with the operation and maintenance instructions which are provided by Labrie in the Product's operation and maintenance manuals. It is the customer/end-user's responsibility to make sure that all operators are familiar and comply with the operation manual and the warning decals on the Product.

In the event a part or component of the Product fails or becomes defective during the warranty period and, in the opinion of Labrie, such failure or defect results from Labrie's material or workmanship, the part or component shall be repaired or replaced by Labrie or an authorized distributor at no cost provided that the unit is brought to an authorized distributor's service facility. However, the aforementioned repair or replacement of parts or components may be performed by the customer/end-user as provided herein if specifically authorized by Labrie or an authorized Labrie distributor.

Because the Product is engineered to work only with genuine Labrie parts and components, this warranty shall be void and of no effect if i) the Product is modified other than by Labrie or by an authorized Labrie distributor or other than in accordance with a specific authorization and instructions from Labrie or from an authorized Labrie distributor or ii) if parts and components of any other manufacturer are used as substitutes for genuine Labrie parts and components.

LABRIE MAKES NO WARRANTY AS TO MERCHANTABILITY, FITNESS FOR USE, LEGALITY OF OPERATION IN ANY JURISDICTION OR ANY IMPLIED WARRANTY OF ANY KIND OR NATURE. LABRIE SHALL NOT BE LIABLE FOR ANY SPECIAL OR CONSEQUENTIAL DAMAGES OF ANY KIND OR NATURE. NO OTHER PERSON, FIRM, CORPORATION, INCLUDING THE LABRIE DISTRIBUTOR, CAN BIND LABRIE TO ANY WARRANTY OTHER THAN THIS WARRANTY OR OTHERWISE MODIFY SAID WARRANTY.

Labrie reserves the right to redesign and/or discontinue the manufacture of parts, components, and Products.

Certificate

Certificate No.: 30102-1-03

First delivery date: April 30, 1999
Expiry date: April 23, 2012

The Bureau de normalisation du Québec (BNQ) certifies that the quality management system implemented by:

GRUPE ENVIRONNEMENTAL LABRIE INC.

covering the following activities:

Design, manufacture and distribution of solid waste equipments including parts sale

carried out at the address:

175, route Du Pont, Lévis (Québec) G7A 2T3

has been assessed and found to comply with the requirements of:


ISO 9001:2000

This certificate is issued in accordance with BNQ procedures.
Its validity may be verified at the address www.bnq.qc.ca/certificates.

In testimony whereof, have signed in Québec, on April 27, 2009,



Assistant Director
Bureau de normalisation du Québec




Program Manager
Bureau de normalisation du Québec

The BNQ program related to this management system certification is accredited by the Standards Council of Canada. Further clarifications regarding the scope of this certificate and the applicability of ISO 9001:2000 requirements may be obtained by consulting the organization.
This certificate remains the property of the BNQ and could be withdrawn from the company in accordance with BNQ procedures.



BNQ has been awarded the
DIN EN ISO 9001:2000





AUTOMIZER™

 **labrie**


CNG READY
SINCE 2001

INNOVATIVE DESIGN, THOROUGHLY ENGINEERED TRUCKS – SINCE 1985

Labrie was originally founded in 1933, manufacturing heavy hauling equipment. In 1985 the company refocused its core manufacturing on waste collection vehicles as a response to the evolution of the industry. At that time, waste collection was transforming from a completely manual operation to a semi- or fully-automated operation.

Today, Labrie stands as a major leader in the North-American marketplace with more than 12,000 vehicles on the road. Labrie is renowned for designing and manufacturing of high-quality, innovative waste collection vehicles that stand the test of time.

The industry recognizes the Labrie brand by its signature seamless bodies and strong arms and as waste collection continues to develop, you can be sure that Labrie will be building the quality products needed to get the job done.

"The Automizer has proven time and time again to be the most productive and reliable unit with virtually no down time. It meets and exceeds the expectations of us and our customers."

Don Arata

President, Arata Equipment Company

"Labrie has helped us master the automation system. Moving forward in the future, Labrie will be our #1 choice for automated."

John Browne,

Royal Carting Services

Hopewell Jct, New York

THE AUTOMIZER RIGHT-HAND™ HISTORY

In 1997, Labrie introduced the Automizer CoolHand™ which featured a new arm design that captured the industry. In 2004, after several years of production, Labrie combined industry feedback and new technology and launched the Right-Hand™. The Right-Hand™ strong inline design was immediately seen as the market leader, providing the quality and reliability haulers had been waiting for.

In 2009, Labrie redesigned the entire body of the Automizer™ to meet the demands of an ever evolving industry, and in 2010, Labrie launched the Heavy-Duty RightHand™ arm to accommodate clients with larger and heavier collection containers.



Automizer Cool-Hand™



Automizer Right-Hand™



Automizer Right-Hand™ Fleet

PRODUCTIVITY REQUIRES A STRONG ARM THAT CAN REACH

The Automizer Right-Hand™ sideloader features a strong, light-weight body with a reliable loading arm that can reach farther than any other automated sideloader. Parked cars and other obstacles are no longer an obstacle with an arm that can reach 12-feet and lift up to 1,000 pounds fully extended. Thanks to carefully engineered hydraulics, this arm maneuvers both smoothly and with exacting precision.

Having a smooth operating arm is significantly important when maneuvering in tight spaces; our arm is the smoothest operating arm in the industry today due to its low "mass-in-motion" and "under hopper" inline design. This arm is easy to operate with an electric over hydraulic joystick control; and the Zero-Grab low swing out makes collection in narrow spaces a breeze!



Hopper access on curbside



Heavy-duty Right-Hand™ arm



Low dumping height



12-foot reach, inline design

12-FOOT
ARM
EXTENSION

1,000-LB
ARM LIFTING
CAPACITY,
FULLY EXTENDED

180
PICK-UPS/HOUR
ON AVERAGE



ONCE YOU TRY AN AUTOMIZER RIGHT-HAND,TM YOU'LL NEVER GO BACK



The Automizer Right-HandTM is the most popular automated straight frame sideloader in the market today for a reason; *people don't think about the collection process when they place their bins or park their cars.* This is why the AutomizerTM is equipped with one of the strongest, most maneuverable arms on the market. The joystick enables the operator to precisely control the arm and integrates cushioning at the end of the cylinder's stroke, delivering smooth, fast pick-ups. The Automizer'sTM low dumping height allows the operator to maneuver around low trees and hanging wires while reducing stress on the hopper floor. The inline design of the Right-HandTM ensures no torquing in the arm when dumping, allowing for greater longevity.

The AutomizerTM is the flagship fleet vehicle for many large haulers. It makes for a great fleet vehicle because of its low maintenance, its easy-to-operate loading arm and its maximizing payload design. Access panels located on the rubrails have been installed to protect the hydraulic hoses, tubing and electrical harnesses, as well as, for ease of maintenance.

Once your operators use the Automizer Right-HandTM, they will never want to use another sideloader.

QUALITY AND PRODUCTIVITY COME STANDARD ON EVERY AUTOMIZER RIGHT-HAND™

At Labrie, we spend a lot of time and attention on the details that can really affect your total cost of ownership. We are committed to delivering well engineered, high-quality and reliable trucks that will increase your fleets productivity and keep your maintenance costs low. Guaranteed.

Our years of experience in waste collection have led us to create a proven, tapered body design. The rounded and tapered shape of the body sides and roof increases the compaction ratio by retaining the majority of the material at the back of the body. It also has a smooth unloading process, even at the highest compaction ratio. Body sides are built using a single sheet of steel to increase structural strength, eliminating the need for reinforcement posts, and providing for a cleaner look. This feature also eliminates weld seams, which are prone to cracks and corrosion.



ZERO GRAB

The Automizer Right-Hand™ stop-and-go operation is quick, simple and effective. The zero grab, low swing out Right-Hand™ arm is smooth to operate in narrow alleys and tight spaces.

EXTENDED REACH

On a 100% automated route, you need to have equipment that can reach its target. The Automizer Right-Hand™ can extend up to 12 feet and lift a 1,000-lb load. This design is simple yet effective, making the entire operation smooth and steady. Maneuvering around parked cars has never been simpler.

HEAVY-DUTY ARM

Our heavy-duty arm was designed to address special lifting needs including 300-gallon and 1,100-liter containers. Our simple design relies on chains that are twice as strong to reduce stretching and premature failure. Our low mass-in-motion concept relies on a smart inline design, therefore the arm doesn't need to be overbuilt or reinforced to compensate for torsional stress, unlike offset designs.

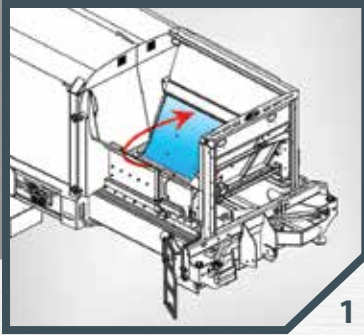




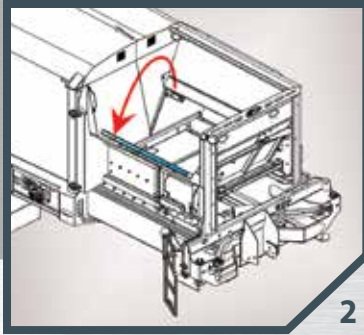
ONLY CERTIFIED SIDELOADER IN THE INDUSTRY

By building the Automizer™ hopper and body floor out of AR450 steel, we have reduced the overall weight of the truck in order to collect the **largest legal payload possible.**

The benefit of building a body with such high-quality materials can result in a **minimum of 5% higher legal payload attainable and 3% reduction in floor repairs.**



1



2

- 1 With this chute configuration, all the material is dumped into the curbside division of the body.
- 2 Chute in this configuration allows all the material to be dumped in the streetside division of the body.

UNMATCHED VERSATILITY

Our Co-mingle version finally offers the industry a patented split body. The versatility that this split design offers is very important when maximizing payload and adapting route diversion rates. The body comes in a 50/50, 40/60 or 60/40-split configuration, which can be combined with one of 8 body sizes to choose from (20 yd³ to 37 yd³). Controlled by a hydraulic cylinder, the hopper chute can be re-configured on-the-go from within the cab.



60/40 split body configuration



LABRIE CNG: DELIVERING A CLEANER WAY OF DOING BUSINESS SINCE 2001



With the high volatility of diesel prices, fuel choice has never been more important. At Labrie, we believe in greener, safer, smarter and more efficient waste collection vehicles. This is what we have been designing and building for the past 25 years.

We deliver the highest-quality, factory-installed compressed natural gas (CNG) solutions that are fully tested at our on-site CNG station. Our manufacturing expertise in CNG is passed along to you with every vehicle.

You benefit from a trusted source of expertise when it comes to converting to CNG.

THE BENEFITS OF CHOOSING CNG ARE HUGE:

- **AFFORDABLE**: Substantially reduced fuel costs when compared to diesel
- **CLEAN**: 23% less Greenhouse Gas Emissions compared to diesel fuel
- **FOREIGN FUEL INDEPENDENCE**: 98% of fuel supplied from the U.S. and Canada
- **QUIET**: 10 decibels more quiet than a diesel truck

LABRIE CNG: SIMPLE, RELIABLE AND PRODUCTIVE

- Behind the cab design built to hold 3, 4 or 5 CNG tanks, 50, 66 or 82 DGE
- Low height, integrated body shape, roof mounted design. 4 or 5 tanks, 60, 75 and 100 DGE
- Premium design having low impact on legal payload and overall height



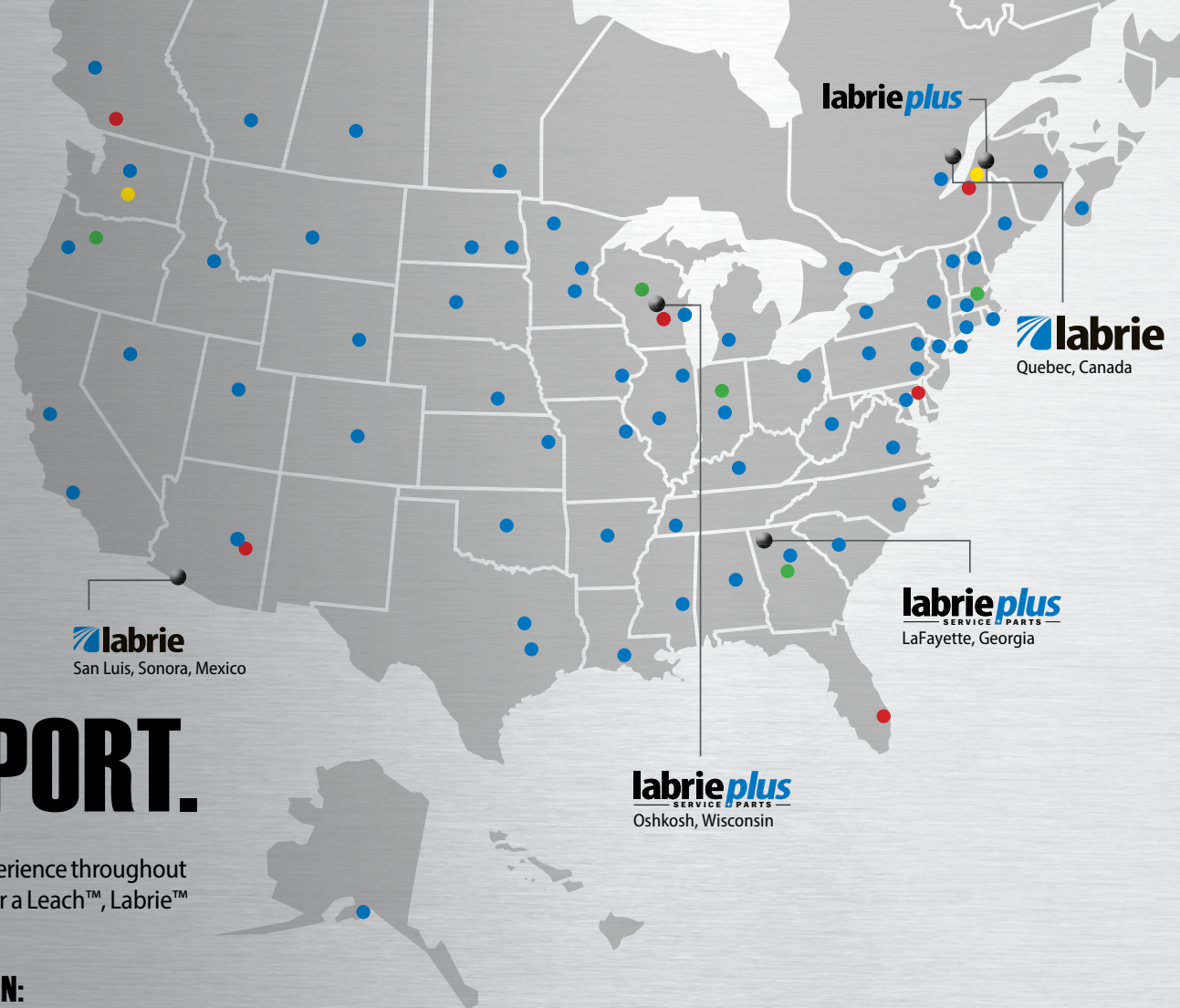
**CNG READY
SINCE 2001**

PREMIUM PRODUCTS COME WITH PREMIUM SUPPORT.

Labrie is committed to delivering the ultimate ownership experience throughout North America. Our pursuit of excellence continues long after a Leach™, Labrie™ or Wittke™ is put into service.

OUR NORTH AMERICAN NETWORK IS QUALITY DRIVEN:

- **Labriepius 24/7 customer support system**, provides quality replacement parts, premium hands-on field and live assistance. Peace of mind guaranteed.
- **A network of over 45 premium distributors** located throughout the United States and Canada are highly trained to assist you; providing live assistance from a dedicated staff of professional representatives to support all of our Leach™, Labrie™ and Wittke™ products.

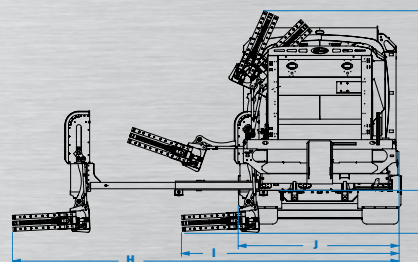
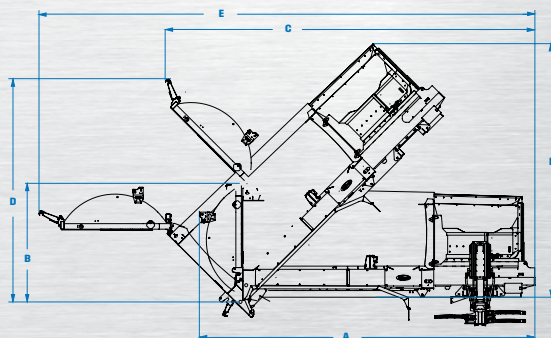


- Premium Distributor Locations
- Regional Sales Managers
- Field Service Representatives
- Technical Advisors / Demo Operators

Visit www.labriegroup.com
to view a complete listing of our premium distributor network

Body Dimensions

	20yd ³ (20+0)	22yd ³ (20+2)	24yd ³ (20+4)	27yd ³ (27+0)	29yd ³ (27+2)	31yd ³ (27+4)	33yd ³ (27+6)	31yd ³ (31+0)	33yd ³ (31+2)	35yd ³ (31+4)	37yd ³ (31+6)
A. Overall Length, Tailgate Closed (in.)	244	250	263	284	290	303	318	314	320	333	348
Overall Width (in.)	102	102	102	102	102	102	102	102	102	102	102
B. Overall Height Above Frame, Tailgate Closed (in.)	103	103	103	103	103	103	103	103	103	103	103
C. Overall Length, Tailgate Open (in.)	294	294	294	334	334	334	334	364	364	364	364
D. Overall Height Above Frame, Tailgate Open (in.)	197	197	197	197	197	197	197	197	197	197	197
E. Overall Length, Dumping Position (in.)	408	408	408	447	447	447	447	474	474	474	474
F. Overall Height Above Frame, Dumping Position (in.)	201	201	201	228	228	228	228	242	242	242	242
G. Overall Height Above Frame When Dumping (in.)	113	113	113	113	113	113	113	113	113	113	113
H. Overall Width, Arm Out, Grabber Closed (in.)	243	243	243	243	243	243	243	243	243	243	243
I. Overall Width, Arm In, Grabber Closed (in.)	137	137	137	137	137	137	137	137	137	137	137
J. Overall Width, Arm In, Grabber Open (in.)	101	101	101	101	101	101	101	101	101	101	101
K. Distance between bottom of Grabber and chassis frame rail (in.)	25	25	25	25	25	25	25	25	25	25	25



Body Specifications

Body Floor	0.157" AR450 175,000psi
Body Sides (lower)	10ga A1011 80,000psi
Body Roof	12ga A1011 80,000psi
Tailgate	12ga A1011 80,000psi

Arm Specifications

Arm Lift Capacity	1,000 lbs
Arm Reach	144"
Swing out	36"
Arm Controls	Proportional joystick, electric over hydraulic

Cylinder Specifications

Body Lifting Cylinder (20yd ³ bodies)	4 stages 6-1/16" bore x 150" stroke
Body Lifting Cylinder (27-31yd ³ bodies)	4 stages 6-1/16" bore x 180" stroke
Packer Cylinders	4" bore x 2-1/2" rod x 40" stroke
Tailgate Cylinders	2-1/2" bore x 1-3/4" rod x 39" stroke
Arm Extension Cylinders	1-1/2" bore x 1" rod x 54" stroke
Lifting Cylinder	3" bore x 1-1/2" rod x 16" stroke
Grabber Cylinders	1-1/2" bore x 1" rod x 4-15/16" stroke

Note: Specifications subject to change without notice

Performance Specifications

Arm In (96" reach)	2.0 sec @ 700 rpm
Arm In (144" reach)	3.0 sec @ 700 rpm
Arm Out (96" reach)	2.2 sec @ 700 rpm
Arm Out (144" reach)	3.3 sec @ 700 rpm
Arm Up	3.0 - 3.6 sec @ 700 rpm
Arm Down	2.5 - 3.0 sec @ 700 rpm
Grabber Open	1.5 - 2.0 sec @ 700 rpm
Grabber Close	1.5 - 2.0 sec @ 700 rpm
Packer complete cycle without regeneration	12 sec @ 1200 rpm
Packer complete cycle with regeneration	14 sec @ 700 rpm
Tailgate Open	21 sec @ 700 rpm
Tailgate Close (with Safety Flow limiter)	26 sec @ 700 rpm
Body Up (depending on body size)	34-44 sec @ 700 rpm
Body Down (depending on body size)	18-25 sec @ 700 rpm
Crusher panel Up	5 sec @ 700 rpm
Crusher panel Down	4 sec @ 700 rpm
Hydraulic chute to curb side	3 sec @ 700 rpm
Hydraulic chute to street side	4 sec @ 700 rpm

Hydraulic Specifications

Pump Make & Model	Dual Vane
Pump Capacity	BODY: 20.4 gpm@700 rpm; ARM: 16.3 gpm@700 rpm
Max. Operating Pressure	3,000 psi (2,000 psi on single axle chassis)
Oil Reservoir (cab over)	85 gal

Packer Specifications

Compaction ratio (lbs./yd ³)	850 (650 on single axle chassis)
Packer Panel Face Plate	1/4" 100QT 100,000psi
Packer Width	65"
Packer Height	24"
Packer Stroke	52"

Hopper Specifications

Hopper Size (yd ³)	6.5
Hopper Floor	1/4" AR450 175,000psi
Hopper Sides (lower)	1/4" AR450 175,000psi



THE LABRIE GROUP

The Labrie Group is one of the largest manufacturer's of refuse and recycling collection vehicles in North America. Our product lines of Labrie™, Leach™, and Wittke™ are renowned to be the most reliable, efficient, productive, and innovative in the solid waste industry today.

Throughout our history, we have been recognized for the design and production of the highest quality vehicles available on the market, while our customers benefit from a single trusted source of engineering expertise.

At Labrie we continually push the boundaries of innovation to provide a greener, safer, smarter and more efficient way of waste management and collection.

We are committed to building and delivering the finest refuse collection equipment in the industry to suit all of your collection needs. With the strongest dealer network in the industry (over 45 distribution points across the continent), our stock and demo program, engineering expertise, and the Labriepius 24/7 customer support center,

Labrie delivers the ultimate ownership experience. Labriepius is Labrie's full service customer support center located in the U.S. Its mission is to provide quality replacement parts and premium hands-on field support to Labrie equipment owners. Labriepius is the single source for Labrie™, Leach™, Wittke™ and Pendpac™ OEM and selected all makes of parts.

DRIVE EXCELLENCE



Labrie is certified ISO 9001-2008 and attests to the quality of these products. Labrie has made every reasonable effort to ensure that the information contained in this brochure is accurate. However, we accept no responsibility for any errors or omissions, and we reserve the right to modify designs, characteristics and products at any time. Contact Labrie for prices and options or to obtain the phone number of your local Labrie distributor. For the most recent version of our spec sheets, please go to Labrie website at www.labriegrup.com. In case of discrepancy, the Web version takes precedence over any printed literature. © Labrie Enviroquip Group 2020. - Printed in USA



Corporate Office

175-B, route Marie-Victorin,
Levis, Quebec, Canada, G7A 2T3
Toll Free: 800 463-6638 • Phone: 418 831-8250
info@labriegrup.com • www.labriegrup.com



Parts & Service

1198 Shattuck Industrial Boulevard
LaFayette, GA 30728
Phone: 1-706-628-2467
www.labriepiusparts.com

Parts & Service

445, 1e avenue
Levis, Québec
Canada, G6W 5M6
Toll Free: 1-877-452-2743
https://labrieparts.labriegrup.com