

KOMI

steriti



SKYLIFT

The platform lift with complete freedom of movement



PLATFORM SKYLIFT

SUPERIOR SOLUTIONS FOR HEAVY DUTY VEHICLE LIFTING

NO. 1 IN HEAVY DUTY VEHICLE LIFTING

Stertil-Koni provides a complete range of heavy duty vehicle lifts and lifting equipment for customers all over the world. All Stertil-Koni vehicle lifts are designed and manufactured in-house by a team of specialists with expertise in the heavy duty vehicle lifting industry. Stertil-Koni is represented across the globe by local sales organizations, exclusive Stertil-Koni distributors, and a network of qualified Stertil-Koni Service partners. This makes Stertil-Koni the Number 1 in heavy duty vehicle lifting around the world.



Completely vertical lifting operation



Easy access Y-shaped construction



Maximum vehicle access

Stertil-Koni Platform SKYLIFT

The Stertil-Koni SKYLIFT is a fully hydraulic platform lift and provides a “clear floor concept” with a completely vertical rise without any horizontal offset. A truly space-saving premium heavy duty vehicle platform lift compared to conventional parallelogram or other platform lifts. The product’s elegant design includes two independent platforms, vertical lifting, no crossbeams, no overhang and no base frame. It provides free access from all sides with easy installation and minimal maintenance.

Complete Freedom of Movement

The SKYLIFT has a very robust construction and at the same time a very effective design. Easy “drive-on” and “drive-off”; complete freedom of movement and easy accessibility under and around the elevated vehicle, whereby the mechanic can move freely under the platforms. Perfect for inspection, preventive maintenance, and service work.



COMPLETE LIFTING VERSATILITY, RELIABILITY AND DURABILITY



Safe and ergonomic



High return on investment



Strong and durable

Maximum Versatility

The SKYLIFT is very versatile and delivers a high return on investment with low installation costs; low-to-no maintenance and maximum versatility. Due to the fact that the SKYLIFT does not require a pit, it can also be dismantled in the event of a move to a new workshop location. The SKYLIFT is available in a wide range of models, each with its own lifting capacity.

The Stertil-Koni SKYLIFT is a high quality and robust constructed platform lift. The top plates are not welded together like many conventional platform lifts on the market, and are constructed out of one full piece of steel. This makes the SKYLIFT very strong and extremely durable.

Adjustable Robustness for Any Fleet

- Lifting capacity from 62,400 - 156,000 lbs.
- Various platform lengths from 23 - 48 feet or in tandem 100 feet.
- Customer configured platform spacing width which can be determined during installation.
- Distinctive Y-Shaped smart design construction.
- Horizontal forces on the floor anchors only occur when driving and braking of the vehicle. There are also fewer anchors required for mounting the lift.
- No obstacles on the workshop floor such as base frames or other support structures.
- Independent mechanical locking.
- Microprocessor-controlled synchronization system.

SAFE, SMART, ERGONOMIC DESIGN

The mechanic can work ergonomically and safely standing upright under the vehicle. A toolbox trolley and other workshop equipment can easily be moved under the platforms.



Mechanical Locking System

Safe, Reliable Operating Features

- All axles of the SKYLIFT are manufactured from stainless steel to prevent corrosion.
- 4-Leg synchronization with an accuracy of 1.0 inch preventing the SKYLIFT from lowering if there is an obstruction.
- High wear resistant low friction bearings are used in the leg construction.
- Precision independent mechanical locking which starts at just 3 5/8 inches above the floor.
- Automatic, continuous and gravity-operated overload protection system as a safeguard for excess or uncontrolled descent.
- A microprocessor-controlled synchronization system.
- Lifting exceeds tested standards.



Automatic Recess Cover Plates

- Automatic Cover Plate System for the flush mounted SKYLIFT. The recess cover plates automatically rise when the lift is elevated.
- The unique “Y-shaped” patented cross-leg construction ensures an equal distribution of forces making the SKYLIFT extremely robust and stable.

- During operation the safety measuring system constantly monitors the position of all individual legs and where necessary adjusts and synchronizes automatically.
- Low voltage control system; all electric lines are low voltage for absolute safety.
- A galvanized recess cover system is available as an option.
- Reliable and strong Stertil-Koni hydraulics system.
- Stertil® Guard™ Anti-Skid Coating preventing vehicle movement and wear on the platforms.



Removable side panels for easy maintenance

Intuitive ebright Smart Control System

- Patented Stertil-Koni easy touchscreen ebright Smart Control System configured for owner and user secure operation.
- Operational use information; height and lifting cycles.
- Preventative Maintenance.
- ebright allows two lifts in tandem configuration to be operated at the same time.
- The control console houses the power and operation unit with easy maintenance and inspection access.
- Fitted with a manual override lowering in the event of power outage.





MAXIMUM SAFETY AND COMPLETE FREEDOM OF MOVEMENT

Reverse Roll-Off Protection System

Safety is one of Stertil-Koni's top priorities. The automatic Reverse Roll-Off Protection System with optimum safety prevents the vehicle from inadvertently rolling-off the lift. This system also effectively lengthens the platform lengths compared to conventional platform lifts. This option is available for all SKYLIFT models and can be fitted to existing installations.



Flush mounted with Reverse Roll-Off



FOR ALL

For new and existing workshops

Flush mounted, semi-flush mounted, or surface mounted – each model is possible with the SKYLIFT. This heavy duty vehicle lift is suitable for a wide range of vehicles and workshop situations.



Flush with the floor and ideal for low-clearance vehicles

Flush Mounted

- Flush with the floor, for easy drive-on, ideal for low-clearance city transit buses.
- Lifting height of **69 inches** due to unique, longer-leg construction.
- No protruding obstacles on the workshop floor.
- Strong and safe galvanized recess cover plate system allows workshop equipment to be easily moved, such as toolboxes, Transmission Jacks and Axle Stands.
- The only cover plate system that can cope with loads of up to and including 3,300 lbs.



WORKSHOP SITUATIONS

Semi-Flush Mounted

- Shallow recess construction, thus reduced construction costs in existing building situations.
- Does not require a pit.
- Easy drive-on for low-clearance vehicles like buses or commercial vehicles with side skirts.

Surface Mounted

- Low drive-on height of only 13.75 inches.
- Ideal for existing workshop situations.
- Fewer floor anchors required than conventional surface mounted platform lifts.
- Easy to install, no additional construction work required.
- Standard versatile drive-on ramps supplied for smooth drive-on, suitable for all types of vehicles.



Fixed end-stops or "drive-thru" versions



Versatile modular drive-on ramps

EXTRA LONG, EXTRA HEAVY



Special solutions for special requirements

With the innovative SKYLIFT, Stertil-Koni can always provide you with a superior customized solution. The SKYLIFT is available in various platform lengths (from 23 up to 48 feet).

Do you want your platform to be even longer? The SKYLIFT can be configured in tandem.

Tandem configuration

With a special synchronization set and a bridging-piece between the two lifts, it is possible to use two SKYLIFT vehicle lifts safely and quickly as either a single long lift or simply as two individual lifts. The drive-on is just as safe and equally smooth as with a single configuration. This is due to the minimal amount of space between the two lifts.



Various platform lengths



Platform lengths up to 48 feet



Extra flexibility for very long vehicles

DESIGNED FOR WASH-BAYS



Galvanized Wash-Bay Model

If you want to be able to work in a steam-cleaning bay, Steril-Koni has the perfect solution for this too, the Steril-Koni Wash-Bay SKYLIFT. This model is supplied with fully hot-dip galvanized platforms and footplates, lift legs and feet coated with extremely resistant heavy duty Maritime off-shore anti-corrosion coating and a lockable stainless steel control box.

Facing the Elements

- Very tough and durable for all models.
- Installation both inside and in wash-bay.
- Lockable polished stainless steel SKYLIFT control console.
- ebright Smart Control System for intuitive touchscreen operation.



Stainless steel control console



Galvanized platforms




Steril® Guard™ Anti-Skid Coating

MAKE MAINTENANCE AND REPAIR EVEN EASIER, EVEN SAFER



Additional Features & Options all models:

- Recess cover plates for flush mounted models
- Reverse Roll-Off Protection System
- Additional multi-purpose drive-on approach ramps for a wide range of vehicles
- Optional platform length extensions can be mounted prior to installation or even later with retrofitting
- Synchronization kit for tandem configuration
- Remote control
- Jacking Beams
- Compressed Air Kit
- Two-speed lowering
- LED lighting
- Stertil® Guard™ Anti-Skid Coating
- 49 inches platform extensions




Reverse Roll-Off Protection

- Added safety feature prevents vehicles from rolling-off the platforms.
- Increases actual platform length by 19 inches.
- Flush with the floor when lift is not in use.
- No additional ramps required.
- Ideal for tandem configurations as no bridging pieces are required.



Automatic Recess Cover Plate System

- Strong and robust with a weight tolerance of 3,300 lbs.
- Increased working safety and convenience.
- Mechanical locks engage automatically when the SKYLIFT is in an elevated position.
- Very durable, long lifespan with hot-dip galvanization as standard.



Jacking Beams

- Flexible wheel-free maintenance for tire or brake repairs.
- Jacking Beams in lifting capacities of 26,400 or 35,200 lbs.



LED Lighting

- Modular plug-and-play 24V LED lighting kits.
- Supplied complete with transformer and fixtures.
- IP65 water resistant.
- Eco-friendly, long lifespan bulbs.



Modular drive-on ramps and extensions

- Ideal for low-clearance vehicles in various lengths.



Stertil® Guard™ Anti-Skid Coating

- Prevents tire skidding or slipping on the platforms.

Operational features

- Vertical lifting
- Programmable lifting height
- Trouble Shooting diagnostic system
- Manual override lowering in case of power failure

Maximum safety

- ANSI/ALI-ALCTV certified (United States of America)
- CSA certified (Canada)
- CE certified (Europe)
- Low-voltage control box
- Automatic protection against overloading
- Independent mechanical locking, beginning at 3 5/8 inches above floor level
- Microprocessor-controlled synchronization system

Technical information

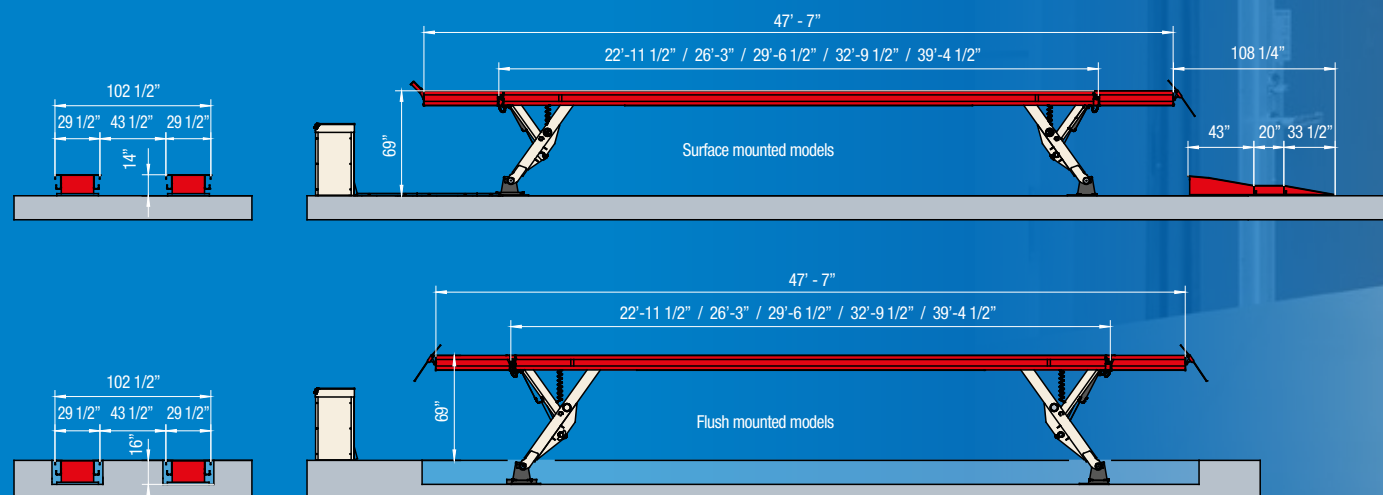
Model	SKY624	SKY780
Lifting capacity	62,400 lbs.	78,000 lbs.
Lifting system	hydraulic	
Lifting height	69"	
Lifting time	90 sec	
Available platform lengths	23'-26'-30'-33'	26'-30'-33'-40'-48'
Motor capacity	18 HP	

Part No.: 41422000
 SKY.624/200 - 62,400 lbs
 Platform Length 23'

Please refer to the Installation and or Operations Manuals for detailed information and specifications.

This product and all other STERTIL® products are protected by patents from various regions and countries.

For more information please refer to: www.stertil.com/en/patents/. All rights reserved.



* Flexible dimensions depend on the requirements of the customer

More information

For more information about the Stertil-Koni SKYLIFT or one of our other heavy duty vehicle lifts, please get in contact with us.



Stertil-Koni U.S.A. Inc.
 200 Log Canoe Circle
 Stevensville, Maryland 21666
 Tel. 410-643-9001
 Toll free 800-336-6637
 Fax 410-643-8901
www.stertil-koni.com
lifts@stertil-koni.com

Facebook StertilKoniUSA, Twitter @StertilKoniUSA, LinkedIn sterilkoniusa

a member of the Stertil Group