

CUSTOMER PROPOSAL

**PREPARED FOR**

NORTH CAROLINA SHERIFF ASSOCIA
323 W Jones St
RALEIGH
NC 27603-1365

DATE

3/17/2022

PREPARED BY

SHEALY TRUCK CENTER OF THE PIEDMONT,
INC
331 MIDPOINT BLVD
DUNCAN
SC 29334

QUOTE INFORMATION

SHEA2022000081C697
GRANITE 42BR
Qty: 1



SHEALY TRUCK CENTER
"Quality Without Compromise"



TECHNICAL SPECIFICATION

GRANITE 42BR



APPLICATION PACKAGES		DESCRIPTION
MPK0LK	CHASSIS CONFIGURATION PACKAGE	ONEBOX EATS, RH BATTERY BOX, 6.6 GALLON (25L) SLEEVED DEF, 22" SLEEVED LH FUEL TANK

CUSTOMER/VEHICLE INFO		DESCRIPTION
S	0027M2	CHASSIS (BASE MODEL)
S	99X93X	ASSEMBLY PLANT
	MP2001	CUSTOMER FLEET SIZE
S	013001	TYPE OF SERVICE
S	M98018	WARRANTY REGISTRATION LOCATION
	MBT01T	EMISSION WARRANTY CERTIFICATION
S	5050B5	INITIAL REGISTRATION LOCATION
S	534014	LANGUAGE-PUBS/DECAL/SIGNS
S	DHX10X	ROAD CONDITION
	005145	VEHICLE USE & BODY/TRAILER TYPE
	2KEZ1X	TRAILER TYPE
S	DKX99X	GROSS COMBINATION WEIGHT (CA in PC29 only)
S	70BB1X	BRAKE REGULATION
	QCXA1X	TOPOGRAPHY
S	E1BD1X	AMBIENT TEMP UPPER LIMIT (GTA)
S	032A89	TERRAIN GRADE
S	033A10	LOADING SURFACE
	0342A2	VEHICLE VOCATION

ENGINE/TRANSMISSIONS		DESCRIPTION
S	1000P0	ENGINE PACKAGE, COMBUSTION
S	3GCB1X	GHG APPLICATION, VEHICLE
	136AG2	TRANSMISSION
S	V4EZ9X	GEARBOX 12TH GEAR LOCK-OUT

EXHAUST/EMISSIONS		DESCRIPTION
	CIRAA2	CARB 2008 IDLE REGULATION
S	DPF04F	DPF DIESEL PARTICULATE FILTER
S	MCF07F	CHASSIS MOUNTED EMISSIONS FINISH
S	DF1001	DIESEL EXHAUST FLUID TANK
S	130AB6	EXHAUST
S	KRXB5X	EXHAUST STACK HEIGHT
S	Q0AA1X	EXHAUST SYSTEM MATERIAL FINISH
	78ADAX	EMISSION ON BOARD DIAG CONTROL

ENGINE EQUIPMENT		DESCRIPTION
S	125045	AIR CLEANER
S	121AA5	BUG SCREEN
S	1130L3	AIR COMPRESSOR/DRYER

TECHNICAL SPECIFICATION *(cont.)*



ENGINE EQUIPMENT			DESCRIPTION
S	KOXA1X	AIR DRYER POSITION (CA)	AIR DRYER POSITION STANDARD
S	132AB9	ALTERNATOR	DELCO 12V 160A (28SI) BRUSH-TYPE
	316AA4	BATTERIES	(2) MACK 12V 1000/2000 CCA THREADED STUD TYPE
S	393AB0	BATTERY BOX - MOUNTING (x)	RH RAIL BEHIND SCR
S	L5XA1X	BATTERY BOX COVER	MOLDED PLASTIC
S	NCXA5X	STARTER MOTOR	12 VOLT DELCO 39MT-MXT
S	118AB8	FAN DRIVE	BEHR FAN AND ELECTRONIC MODULATING VISCOUS FAN DRIVE
S	119AI9	COOLANT PROTECTION	ETHYLENE GLYCOL FULLY FORMULATED COOLANT (50/50 MIX DYED PINK) TO - 34DEG, W/ FILTER
	H9XK1X	RADIATOR TYPE	RADIATOR, CORE AREA W/O FEPTO 1345sq in (86sq dm), CORE AREA W/ FEPTO 1296sq in (83sq dm)
S	124AA3	HOSES - RADIATOR/HEATER	MACK EPDM RADIATOR & HEATER HOSES
S	293043	FUEL-WATER SEPARATOR	MACK W/MANUAL DRAIN VALVE W/ HOT RECIRCULATION (INTEGRAL W/ PRIMARY FUEL FILTER)
S	MBXA1X	PRIMARY FUEL FILTER POSITION (CA)	STANDARD FUEL FILTER POSITION
S	MCA00A	ENGINE HEATERS	NO COLD WEATHER STARTING AIDS PROVIDED
S	QHXC1X	OIL SUMP	OIL PAN
S	2YBZ1X	ENGINE STOP, EMERGENCY (CA in PC29 only)	WITHOUT ENGINE STOP, EMERGENCY

CLUTCH/TRANS EQUIPMENT			DESCRIPTION
	492032	GEAR SHIFTER	EATON/FULLER SHIFTER
	133AD1	CLUTCH	EATON ADVANTAGE EZ-PEDAL 9-SPRING, 2PLATE 15.5" CERAMIC 6 PADDLES, MANUAL ADJUST
	MCB04B	CLUTCH ACTUATION SYSTEM & PEDAL PAD	MECHANICAL CLUTCH CABLE SYSTEM WITH RUBBER PEDAL
	1950L5	DRIVELINE - MAIN	SPICER SPL350HDXL LITE - 2XLARGE (PROPS2XL)
	76AA1X	PROPELLR SHAFT MAIN, UNVSL JNT	UNIVERSAL JOINT HALF-ROUND TYPE
S	4LDA1X	TRANSMISSION OUTPUT TORQUE	TRANSMISSION OUTPUT TORQUE BASIC
S	RCXB1X	BELL HOUSING	ALUMINUM
	7RXB1X	LUBRICANTS, TRANSMISSION	SYNTHETIC OIL IN TRANSMISSION
	139AA2	TRANSMISSION OIL COOLER	TRANS OIL COOLER (INTEGRAL OIL PUMP)

FRONT AXLE EQUIPMENT			DESCRIPTION
	240AA6	FRONT AXLE	12000# (5400 KG) MACK FXL12 STRAIGHT SPINDLE/UNITIZED BEARINGS
	244AB7	SPRINGS - FRONT	MACK TAPERLEAF 12000# (5400 KG) GROUND LOAD RATING (2 LEAF), EQUAL BIAS
	2410A1	FRONT AXLE BRAKES	MERITOR "S" CAM TYPE 16.5" x 5" Q+
S	U3XA1X	BRAKE, FRONT	CAST IRON
S	U0AA1X	FRONT BRAKE ADJ. MANUFACTURE	HALDEX - AUTOMATIC
S	V7AD1X	FRONT BRAKE CHAMBER MFG.	FRONT BRAKE CHAMBER MANUFACTURER, MGM
S	0KXA1X	HUB MATERIAL, FRONT	FERROUS
S	1KAA1X	SHOCK ABSORBER, FRONT	DOUBLE ACTING TYPE
	245AA4	STEERING	TRW TAS66 INTEGRAL POWER
S	7VXC1X	LUBRICANTS, FRONT AXLE	PETROLEUM/SYNTHETIC (50/50) OIL FRONT AXLE

REAR AXLE EQUIPMENT			DESCRIPTION
	252AA6	REAR AXLE - SINGLE	23000# (10400kg) MERITOR RS-23-160 SINGLE REDUCTION
S	6MAA1X	REAR AXLE CASING WIDTH	W/O WIDE TRACK AXLE
	018AA1	CARRIER - REAR AXLE	VENDOR CARRIER

TECHNICAL SPECIFICATION *(cont.)*



REAR AXLE EQUIPMENT			DESCRIPTION
	TAXESX	REAR AXLE RATIO	3.42 RATIO
S	260AK0	REAR SUSPENSION - SINGLE	23000# (10432kg) MULTILEAF
S	253AA4	BRAKES - REAR	MERITOR "S" CAM 16.5"x7" Q+
S	U4XA1X	BRAKE, DRIVE, REAR	CAST IRON
S	U1AA1X	REAR BRAKE ADJ MANUFACTURE	HALDEX - AUTOMATIC
	V1AB1X	REAR BRAKE CHAMBER SIZE	REAR SPRING BRAKE CHAMBERS 30/30 TYPE
	N5FAFX	BRAKE ORI REAR-MOST DRIVE AXLE	DRUM BRAKE CHAMBER ORIENTATION: Middle Mount - Forward of Axle - Chamber Up
S	300AB8	PARKING BRAKE CHAMBER	MGM TR3030LP3THD BRAKE CHAMBERS
S	0LXI5X	HUB MATERIAL, DRIVE	IRON PRESET REAR HUB W/INTEGRATED SPINDLE NUT
S	7WXA1X	LUBRICANTS, REAR AXLE(s)	FACTORY OPTION LUBE - REAR AXLE 80W-90
	698058	ANTILOCK BRAKE SYSTEM	BENDIX WITHOUT TRACTION CONTROL 4S4M
S	URXD1X	BRAKE VALVE VERSION	BENDIX SWITCHES AND VALVES WHERE POSSIBLE

FRAME EQUIPMENT/FUEL TANKS			DESCRIPTION
	271181	WHEELBASE	181"
	374067	AF (OVERHANG)	67"
	MCE03E	FRAME RAILS & LINERS	7 x 90 x 300mm - (0.275" x 3.54" x 11.81"); RBM 1,880,000 LB-IN
S	5CAAX	FRONT FRAME EXT. (BOLTED ON)	6" BOLT ON FRAME EXTENSION
S	A0XK1X	FRONT FRAME LENGTH	STANDARD BUMPER POSITION
	281AA4	CROSSMEMBERS	BOC CROSSMEMBER, STEEL HD BACK-TO-BACK CHANNEL INTERMEDIATE(S), CHANNEL TYPE
S	Q5AA1X	REAR CROSSMEMBER OPTIONS	STEEL CLOSING REAR CROSSMEMBER
S	X6XA1X	REAR FRAME TREATMENT	WITHOUT TAPERED FRAME RAIL ENDS
S	4DXM9X	FRONT BUMPER	EXTENDED-SWEPT BACK-STEEL
S	4EXG1X	TOWING DEVICE, FRONT	HOOKS
S	2RAA1X	FUEL LEVEL SENDER UNIT, LIQUID	BASIC FUEL LEVEL SENDER MOUNTED ON L.H TANK
S	288AF2	FUEL TANK - LH	66 GALLON (250 L) 22" ALUMINUM, SLEEVED D-SHAPED
S	290AA1	FUEL TANK - RH	W/O RH FUEL TANK
S	JHXB1X	FUEL HOSES, LIQUID	BRAIDED HOSE
S	8520C2	FUEL FILLER NECK OPTIONS	WITHOUT FILLER NECK SCREEN, WITH NON-LOCKABLE FUEL TANK CAP
	12AA1X	FUEL LINE OPTIONS, LIQUID	W/O FUEL LINE OPTION
S	Q2AA1X	CAB INSTEP VERSION	STANDARD 2 STEP CAB ACCESS

AIR/BRAKE			DESCRIPTION
S	UWXC1X	AIRTANK DRAIN VALVE	MANUAL (PETCOCK) DRAIN VALVES ON ALL TANKS
S	U2XB1X	AIRTANK MATERIAL	STEEL AIR TANK PAINTED CHASSIS COLOR
S	141AA1	RELOCATE AIR RESERVOIRS	W/O RELOCATED AIR TANKS
S	1JAAAX	PARKING BRAKE VALVE	SINGLE VALVE SYSTEM

ELECTRICAL			DESCRIPTION
S	3120A2	ROOF & SIDE MARKER LIGHTS	(5) TRUCKLITE CHROME BULLET ROOF MARKER & STANDARD MARKER / DIRECTIONAL SIGNAL
S	LSXJ7X	DAYTIME RUNNING LIGHTS	W/OVERRIDE SWITCH, PARK BRAKE & ENGINE RUNNING ACTIVATED
S	X2AA1X	DRL OVERRIDE SPEED THRESHOLD	DRL OVERRIDE SPEED THRESHOLD 8 KMPH (5 MPH)
S	NEXC1X	TAIL LAMPS	INCANDESCENT TAIL LAMPS

TECHNICAL SPECIFICATION *(cont.)*



PTO		DESCRIPTION	
S	2WAZ1X	PTO TRANS NEUTRAL CONTRL CHECK	W/O NEUTRAL CONTROL
S	B83083	BODY BUILDER INTERFACE	BODY LINK III W/CAB PASS-THRU

SPECIALTY EQUIPMENT		DESCRIPTION	
S	MCQ01Q	LANE SUPPORT SYSTEM (LSS)	WITHOUT LANE SUPPORT SYSTEM
S	2PEZ1X	DATA CAPTURE	WITHOUT DATA CAPTURE
S	1PAZ1X	CAMERA, SURVEILLANCE	WITHOUT CAMERA

CAB INTERIOR (A THRU G)		DESCRIPTION	
S	198048	GAUGES - UNIT OF MEASURE	U.S. UNITS (PREDOMINANT)
	E1AAAX	GAUGE OIL TEMP-REAR AXLE	REAR AXLE OIL TEMP GAUGE IN DID (DRIVER INFORMATION DISPLAY)
S	173AA5	AIR CONDITIONING/HEATER	BLEND AIR HVAC W/"ATC" TEMP REGULATION
S	EEXA1X	CUPHOLDER	CUPHOLDER
S	I0XAHX	DOME LAMP, INTERIOR	(4) DOME LAMPS - DOOR AND SWITCH ACTIVATED
S	3XAA1X	DASH INDICATOR - LAMP BODY OUT OF POS	DASH MTD, INDICATOR BODY/HOIST UP "BODYBUILDER LAMP"
S	V8DZ1X	CARBON MONOXIDE DETECTION SYS	WITHOUT CARBON MONOXIDE DETECTION SYSTEM
S	184AA2	FLOOR COVERING	POLYURETHANE FLOOR MAT WITHOUT REMOVABLE INSERTS

CAB INTERIOR (H THRU R)		DESCRIPTION	
S	C52082	INSTMNT CLUSTER LANGUAGE	DEFAULT: ENGLISH, SPANISH, FRENCH
S	20XA1X	KEY TYPES FOR DOORS	ALL CHASSIS KEYED AT RANDOM
S	13AA1X	DOOR OPENING OPTIONS	W/O ELECTRONIC KEYLESS ENTRY
S	E3XD1X	FORWARD OVERHEAD STORAGE	(2) STORAGE COMPARTMENTS AND NET RETAINERS W/CENTER MOUNTING FOR CB PROVISIONS
S	1WAB1X	POWER LEADS	POWER LEADS (5-WAY BINDING POSTS FOR CB RADIO) IN HEADER CONSOLE
	5CXAEX	AUDIO SPEAKER LOCATION	SPEAKER LOCATION, BEHIND DOORS, MIDDLE HIGH SIDE PANEL
S	5JXAIX	COM.RADIO PREP KIT (CB)	CB RADIO MOUNTING REINFORCEMENT IN HEADER CONSOLE
S	21XA1X	AUXILIARY REAR WINDOW	REAR WINDOW (FIXED TYPE)
S	IFXB1X	REAR WALL STORAGE COMPARTMENT	STORAGE POUCH REAR

CAB INTERIOR (S THRU Z)		DESCRIPTION	
S	004014	INTERIOR TRIM LEVELS	STANDARD PACKAGE, STEEL GRAY (Package 11A)
S	196AAA	SEAT - DRIVER'S	MACK-AIR, HIGH BACK, 1 CHAMBER AIR LUMBAR
S	MAPB2X	SEAT COVERING - DRIVER'S	DRIVER'S SEAT - STEEL GREY VINYL
	592082	SEAT BELT(S)	LAP & SHOULDER (DRIVER'S SEAT ONLY)
S	2QAA1X	IGNITION TYPE	KEY TYPE
S	161005	STEERING WHEEL	2 SPOKE URETHANE GRIP, GUNMETAL SPOKES, W/O SWITCHES
S	WSXBAX	WINDSHIELD TYPE	TWO PIECE WINDSHIELD
S	145AA1	CAB GLASS	TINTED WINDSHIELD & SIDE WINDOWS & REAR WINDOW (IF EQUIPPED)
S	JQXAAX	WASHER RESERVOIR POSITION	W/O WINDSHIELD WASHER OPTION
S	148AA3	WINDSHIELD WIPERS	2 SPEED ELECTRIC MOTOR W/INTERMITTENT FEATURE

CAB EXTERIOR		DESCRIPTION	
S	MCY02Y	HOOD LATCH TYPE & FINISH	STRAP TYPE HOOD LATCH WITH BLACK FINISH
S	MCG0CG	EXTERIOR TRIM FINISH AND PACKAGES	GRANITE GRAY AIR INTAKE

TECHNICAL SPECIFICATION *(cont.)*



CAB EXTERIOR			DESCRIPTION
S	400AA4	GRILLE	SILVER PAINTED W/O GRILLE SURROUND
S	MCD03D	PASSENGER SIDE VISIBILITY OPTIONS	AUXILIARY WINDOW IN RH DOOR
S	5870G7	GRAB HANDLES	PREMIUM BLACK EXTERIOR CAB GRAB HANDLE, BLACK GRAB HANDLE RH INTERIOR WINDSHIELD POST
S	154AA2	HORN - AIR	(1) MACK RECTANGULAR SINGLE TRUMPET
S	LXXC1X	HORN - ELECTRICAL	SINGLE TONE
S	1520B2	MIRRORS - EXTERIOR	FLAT MIRROR - POLISHED ALUMINUM FINSH, W/O LAMPS
S	153AA2	MIRRORS - CONVEX TYPE CAB DOORS	BRIGHT FINISH, LH & RH, 8" DIAMETER CONVEX

AERODYNAMIC DEVICES			DESCRIPTION
S	159AA1	CAB AERODYNAMIC PACKAGES	WITHOUT CAB AERODYNAMIC DEVICES
S	MCM998	FRONT CHASSIS AERODYNAMIC PACKAGE	WITHOUT FRONT AERODYNAMIC FAIRINGS

WHEELS & TIRES			DESCRIPTION
	900AS0	TIRES BRAND/TYPE - FRONT	11R22.5 G BRIDGESTONE R268 ECOPIA (12350 lbs) (Total for QTY = 2)
	5312F1	WHEELS - FRONT	22.5x8.25 ACCURIDE ACCU-LITE WHITE POWDER COAT STEEL, 6.60" OFFSET, 2 HAND HOLE (Total for QTY = 2)
S	901601	TIRES BRAND/TYPE - REAR	11R22.5 G BRIDGESTONE M713 ECOPIA (23360 lbs) (DRIVE ONLY) (Total for QTY = 4)
S	3462J6	WHEELS - REAR	22.5x8.25 ACCURIDE ACCU-LITE WHITE POWDER COAT STEEL, 6.60" OFFSET, 5 HAND HOLE (Total for QTY = 4)
S	H1EB1X	DRIVE WHEEL STUDS	DRIVE WHEEL STUDS LONGER LENGTH
S	15XABX	TIRE INFLATION VALVE	STANDARD VALVE STEMS AND CAPS
S	MCH03H	FRONT HUB/WHEEL TRIM	WITHOUT FRONT HUB/WHEEL TRIM
S	MCI03I	REAR HUB/WHEEL TRIM	WITHOUT REAR HUB/WHEEL TRIM
S	80AA1X	WHEEL NUT & FINISH, FRONT	WHEEL NUT BASIC FINISH, FRONT
S	3PBA1X	WHEEL NUT FINISH, REAR (CA)	WHEEL NUT BASIC FINISH, REAR

COMMUNICATION SYSTEMS			DESCRIPTION
S	3YAA1X	CO-PILOT - DISPLAY FEATURES ACCESS LEVEL	CO-PILOT DISPLAY, DRIVER ACCESS LEVEL 1
S	M30060	TELEMATIC GATEWAY	TELEMATICS GATEWAY (P2), 4G/LTE AND WLAN SYSTEM WITH DIAGNOSTIC SERVICES

ENGINE ELECTRONICS			DESCRIPTION
S	WOXA1X	OIL PRESSURE, ENGINE SHUTDOWN	OIL PRESSURE, ENGINE SHUTDOWN
S	WMXA1X	COOLANT TEMP, ENGINE SHUTDOWN	COOLANT TEMP, ENGINE SHUTDOWN
S	K5XA2X	ENGINE PROTECTION SYSTEM	ENGINE PROTECTION (SHUTDOWN)
	C7AABX	ENG FAN CNTL, A/C ON, TIME SET	ENG FAN CONTROL, A/C ON, TIME SETTING, 60 SEC
S	K7XY1X	ENGINE IDLE CONTROL	IDLE CONTROL, 600 RPM
S	X0AB0X	SMART IDLE ELEVATED IDLE RPM TIME	INCREASE 10 MINUTE MAXIMUM TIME
S	M3CA1X	IDLE S/D ABS TAMPER CHECK	IDLE SHUTDOWN ABS TAMPER CHECK, ENABLED
S	B1ACAX	IDLE S/D WARNING TIME	30 SEC IDLE S/D WARNING TIME
S	A8AALX	IDLE S/D IF WARM-UP TEMP	38C DEG (100F), WARM UP TEMP DELAY
S	A4AAEX	IDLE S/D WARM-UP TIMER	5 MIN. WARM UP TIME DELAY
S	A6AABX	IDLE S/D IF PTO ACTIVE	ENGINE IDLE SHUTDOWN TIME OVERRIDDEN IF PTO ACTIVE
S	B0AAAX	IDLE SHUTDOWN IF POWER > LIMIT	ENG IDLE SHUTDOWN TIME OVERRIDDEN IF TORQUE > THAN LIMIT
S	M4CB1X	IDLE S/D OVERRIDE %ENGINE LOAD	IDLE SHUTDOWN OVERRIDE UPTO 20% ENGINE LOAD THRESHOLD
S	D2AAFEX	AMBIENT TEMP MIN TRESHOLD	AMBIENT TEMP MIN TRESHOLD, 16 DEG C, (60 DEG F)

TECHNICAL SPECIFICATION *(cont.)*



ENGINE ELECTRONICS			DESCRIPTION
S	D3AAEX	AMBIENT TEMP MAX TRESHOLD	AMBIENT TEMP MAX TRESHOLD, 27 DEG C, (80 DEG F)
S	B3ABAX	EL HD THROTTLE,MAX ROAD SPEED	ELECTRONIC HAND THROTTLE, MAX ROAD SPEED, 16 KMH (10 MPH)
S	B6ABAX	EL HAND THROTTLE,MAX ENG SPEED	ELECTRONIC HAND THROTTLE, MAX ENGINE SPEED, 1000 RPM
S	B4ADAX	EL HAND THROTTLE,MIN ENG SPEED	ELECTRONIC HAND THROTTLE, MIN ENGINE SPEED, 700 RPM
S	B9AABX	EL HD THROTTLE,SPEED RAMP RATE	ELECTRONIC HAND THROTTLE, SPEED RAMP RATE, 100 RPM/SEC

TRANSMISSION ELECTRONICS			DESCRIPTION
S	779001	TRANSMISSION ELECTRONICS PACKAGE	W/O ELEC TRANS PACKAGE OPTION (all non-Allison transmissions)
S	MAV01V	TRANSMISSION ELECTRONIC SHIFTING PROPERTIES	W/O ALLISON FUELSENSE 2.0 PROGRAMMING

VEHICLE ELECTRONICS			DESCRIPTION
S	JCXE6X	ROAD SPEED LIMITER SETTING	105 KM/H ROAD SPEED LIMITER(65 MPH)
S	Y3CC1X	PEDAL RSL SETTING	101 KM/H PEDAL ROAD SPEED LIMITER (63MPH)
S	JDXA1X	CRUISE CONTROL	CRUISE CONTROL
S	JFXLLX	CRUISE CONTROL, MAX SPEED	MAX CRUISE, 105 KPH (65 MPH)
S	E3AACX	CRUISE CONTROL MIN SPEED	MIN CRUISE, 32 KPH (20 MPH)
S	E4AAAX	CRUISE RESUME WITH CLUTCH	CRUISE RESUME WITH CLUTCH
S	W5BA1X	MAXIMUM ENG SPEED AT 0 MPH	1000 MAXIMUM ENGINE SPEED AT 0 MPH
S	A4BAAX	DETECTION SPEED SENSR TMPRNG	DETECTION OF SPEED SENSOR TAMPERING, ENABLE
S	8RXAEX	ENG TORQUE LIMIT,SPEED SENSOR	ENG TORQUE LIMITED TO 50%, IF SPEED SENSOR TAMPER DETECTED
S	X3CB1X	DRIVER ID FUNCTION	DRIVER ID FUNCTION, DISABLED
S	0PAZ1X	DR PERFORMANCE PARAMETERS	WITHOUT DRIVER PERFORMANCE PARAMETERS
S	G5AAHX	ENGINE OVERSPEED,ALL COND, LOG	ENGINE OVERSPEED, ALL CONDITIONS, TIME LOG IF ABOVE 2200 RPM
S	G2AAGX	ENGINE OVERSPEED,FUELED, LOG	ENGINE OVERSPEED, FUELED, TIME LOG IF ABOVE 2100 RPM
S	G4AAUX	VEHICLE OVERSPEED,ALL COND,LOG	VEHICLE OVERSPEED,ALL COND, TIME LOG IF ABOVE 75MPH (121KMH)
S	G3AAPX	VEHICLE OVERSPEED, FUELED, LOG	VEHICLE OVERSPEED, FUELED, TIME LOG IF ABOVE 70MPH (113KMH)
S	G1AABX	ENGINE IDLE DELAY TO LOG	ENGINE IDLE DELAY TO START LOG, 2 MIN
S	W9A01X	PERIODIC TRIP LOG DAY OF MONTH	PERIODIC TRIP LOG, DAY 1 OF THE MONTH

PTO ELECTRONICS			DESCRIPTION
S	F3AAEX	PTO1 SINGLE SPEED CONTROL RPM.	PTO 1ST, SINGLE SPEED SETTING, 1000 RPM
S	F5AABX	PTO 1ST, MAX ROAD SPEED	1ST PTO, MAX ROAD SPEED, 10 MPH (16 KPH)
S	F6AABX	PTO 1ST, SPEED RAMP RATE	PTO 1ST, SPEED RAMP RATE 100 RPM/SEC
S	F7AAPX	PTO 1ST, MAX ENGINE SPEED	PTO 1ST, MAX ENGINE SPEED, 2100 RPM
S	F8AAGX	PTO 1ST, ROAD SPEED LIMIT	PTO 1ST, ROAD SPEED LIMIT, 97 KMH (60 MPH)
S	F9AABX	PTO 1ST, MINIMUM ENGINE SPEED	PTO 1ST, MINIMUM ENGINE SPEED, 600 RPM
S	H6AAEX	PTO 2ND, SINGLE SPEED SETTING	PTO 2ND, SINGLE SPEED SETTING, 1000 RPM
S	H0AABX	PTO 2ND, MAX ROAD SPEED	2ND PTO, MAX ROAD SPEED, 10 MPH (16 KPH)
S	G9AABX	PTO 2ND, SPEED RAMP RATE	PTO 2ND, SPEED RAMP RATE 100 RPM/SEC
S	H7AANX	PTO 2ND, MAX ENGINE SPEED	PTO 2ND, MAX ENGINE SPEED, 2100 RPM
S	H5AAGX	PTO 2ND, ROAD SPEED LIMIT	PTO 2ND, ROAD SPEED LIMIT, 97 KMH (60 MPH)
S	G8AABX	PTO 2ND, MINIMUM ENGINE SPEED	PTO 2ND, MINIMUM ENGINE SPEED, 600 RPM

TECHNICAL SPECIFICATION *(cont.)*

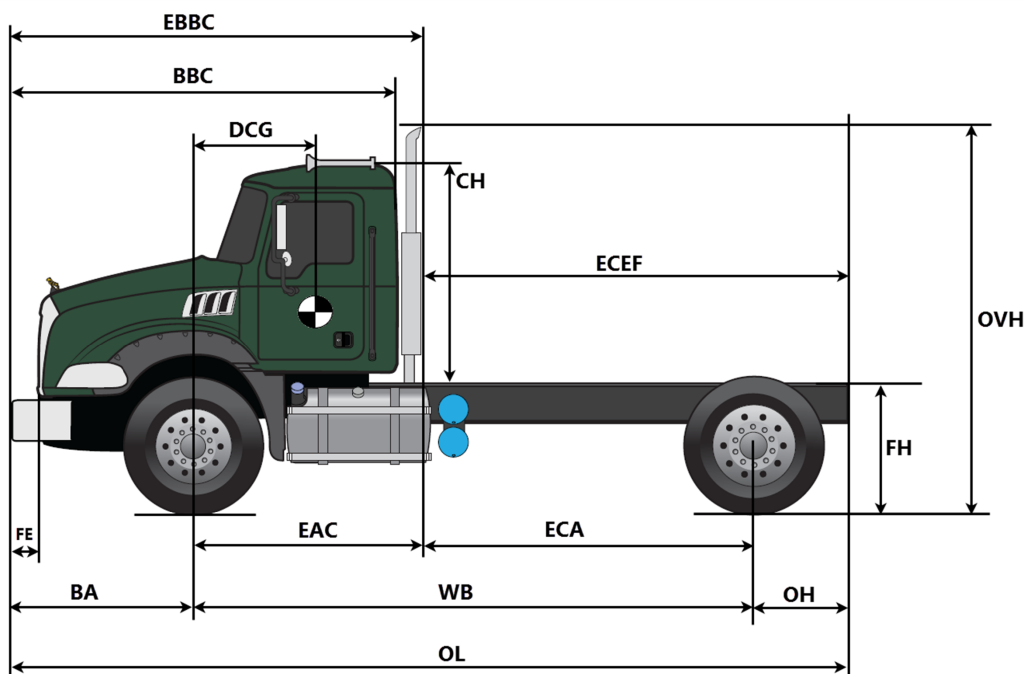


PAINT			DESCRIPTION
S	950AD0	PAINT DESIGN	SINGLE COLOR
S	924014	PAINT TYPE	SOLID PAINT
S	944AA7	PAINT COLOR - FIRST COLOR	MACK WHITE; P9188
S	945998	PAINT COLOR - SECOND COLOR	NO SECOND TRUCK COLOR PROVIDED; NO COLOR
S	946998	PAINT COLOR - THIRD COLOR	NO THIRD TRUCK COLOR PROVIDED; NO COLOR
S	996AA3	PAINT - CAB PAINT SYSTEM	PAINT - CAB, URETHANE CLEAR COAT
S	MPB944	CAB COLOR	SAME AS FIRST COLOR - CAB
S	MPD944	HOOD COLOR	SAME AS FIRST COLOR - HOOD
S	MPC998	SLEEPER ROOF COLOR	WITHOUT SLEEPER ROOF COLOR
S	MPA998	ROOF FAIRING COLOR	WITHOUT ROOF FAIRING
S	951AA6	CHASSIS RUNNING GEAR	MACK BLACK (URETHANE); P3036
S	958018	BUMPER	PAINT BUMPER SAME COLOR AS CHASSIS RUNNING GEAR
S	959019	FUEL TANK - ***NO INVENTED VARIANTS ALLOWED in the FUEL TANK PAINT FAMILY***	W/O OPTIONAL FUEL TANK PAINT
S	962032	HUBS & DRUMS-FRONT	SAME AS CHASSIS RUNNING GEAR
S	963033	HUBS & DRUMS-REAR	SAME AS CHASSIS RUNNING GEAR

CALCULATED CODES - KAX			DESCRIPTION
S	9JXA1X	PROPCALC SELECTION	YES, THE ORDER MUST BE CALCULATED
	D5EA1X	AUTO ROUTING & CLIPPING, CENTER	AUTOMATIC ROUTING & CLIPPING PLACEMENT, CENTER SECTION

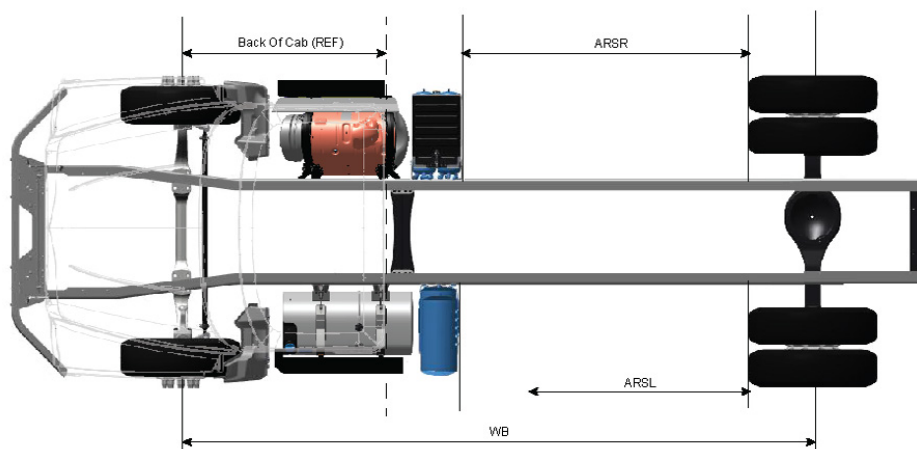
BASE WARRANTY & PURCHASED COVERAGES			DESCRIPTION
S	898003	VEHICLE WARRANTY TYPE	HEAVY DUTY WARRANTY CLASSIFICATION
S	M50030	BASIC CHASSIS COVERAGE	HEAVY DUTY STANDARD BASE COVERAGE 12 MONTHS/100,000 MILES (161,000 KM)
	M8301T	EMISSION - SURCHARGE	EPA (only) for Mack MP7 / MP8 Diesel
S	M51021	ENGINE WARRANTY	MACK MP7/MP8 BASE ENGINE COVERAGE 24 MONTHS / 250,000 MILES (402,000KM)
S	M52022	EMISSION COMPONENT COVERAGE	US and CANADA EQUIPPED VEHICLE EMISSION COMPONENTS COVERAGE 60 MONTHS/100,000 MILES (161,000 KM)
	M54094	TRANSMISSION WARRANTY	36/350K MI: EATON TRANSMISSION STANDARD NORMAL AND HEAVY DUTY COVERAGE
	M55055	CARRIER & AXLE HOUSING WARRANTY	STANDARD VENDOR NORMAL / HEAVY DUTY COVERAGE 36 MONTHS/350,000 (563,00 KM)
S	M56026	AIR CONDITIONING WARRANTY	AIR CONDITIONING STANDARD COVERAGE (Sealed System Only) 12 MONTHS UNLIMITED MILEAGE
S	M57027	CHASSIS TOWING WARRANTY	STANDARD NORMAL / HEAVY DUTY CHASSIS TOWING 90 DAYS OR 5,000 MILES
S	M58028	ENGINE TOWING WARRANTY	STANDARD MACK ENGINE TOWING COVERAGE 24 MONTHS/250,000 MILES (402,000 KM)
S	M690F9	GUARDDOG CONNECT BUNDLE	24 MONTH - GUARDDOG CONNECT WITH MACK OTA (with ASIST and Mack OneCall))
S	M78010	PREPAID API	WITHOUT PREPAID API
S	M67017	PREMIUM MAINTENANCE - CHASSIS LUBE AND INSPECTION	W/O PREMIUM MAINTENANCE - CHASSIS LUBE AND INSPECTION COVERAGE

VEHICLE SPECIFICATION/CALCULATED PERFORMANCE SUMMARY				
Description	Sales Code	Dwg Ref	Length	UOM
Front Frame Extension	N/A	FE	6.1	INCHES
Bumper to Front Axle	N/A	BA	51.1	INCHES
Wheelbase	N/A	WB	181.1	INCHES
Rear Overhang	N/A	OH	66.7	INCHES
Overall Length	N/A	OL	305.0	INCHES
Bumper to Back of Cab	N/A	BBC	116.5	INCHES
Eff. Bumper to Back of Cab	N/A	EBBC	134.1	INCHES
Eff. Cab to Rear Axle	N/A	ECA	104.1	INCHES
Eff. Front Axle to Back of Cab	N/A	EAC	77.0	INCHES
Eff. Cab to End of Frame	N/A	ECEF	170.9	INCHES
Unladen 5th Wheel Height	E5BZ1X	5W	0.0	INCHES
Unladen Frame Height	N/A	FH	42.4	INCHES
Cab Height	N/A	CH	70.9	INCHES
Overall Height	N/A	OVH	140.4	INCHES
Driver CG	N/A	DCG	47.2	INCHES
Second Front Axle Spacing	RHXZ1X	SFAS	0.0	INCHES



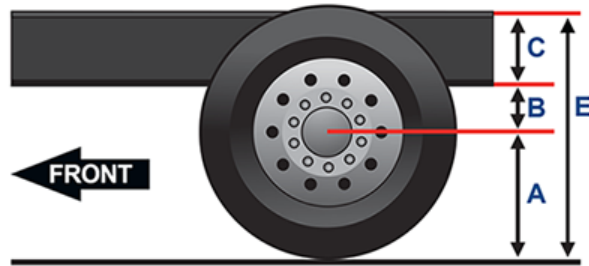
VEHICLE SPECIFICATION/CALCULATED PERFORMANCE SUMMARY

Description	Sales Code	Dwg Ref	Left Value(in)	Right Value(in)
Wheelbase	N/A	WB	181.1	181.1
Available Rail Space Right	N/A	ARSR	N/A	70.2
Available Rail Space Left	N/A	ARSL	81.2	N/A
Eff. Front Axle to Back of Cab	N/A	REF	77.0	77.0
Front Axle To Fender	CDX23X	N/A	27.0	27.0
Cleartech One Unit	DPF04F	N/A	0.0	48.0
Battery Box	393AB0	N/A	0.0	15.0
66 GALLON (250 L) 22" ALUMINUM, SLEEVED D-SHAPED / W/O RH FUEL TANK	288AF2 / 290AA1	N/A	44.6	0.0
Ad-Blue Tank	DF1001	N/A	7.5	0.0
Drive Tire Radius	901601	N/A	20.9	20.9



Top View image is intended for illustration purposes only and is not presented to scale. Wheelbase, Axle Spacing and After frame are not shown as specified, but are a representation. Customer Adaptation (CA) options and relocated components are not represented in these images. Most CA options impact the variation of the image, thus an image may not populate. Calculations are approximate to a tolerance of ± 4 inches due to component mounting variation. Certain chassis component options are NOT represented in the Top View image, such as, but not exclusive to, Front Frame Extensions, Fuel Water Separators, Air Dryers, PTOs, Fifth Wheels, Chassis Fairings, Toolboxes, Trailer Connections. For further information on these items and their respective locations on your specification, please refer to the data sheets associated with those items in the configurator.

VEHICLE SPECIFICATION/CALCULATED PERFORMANCE SUMMARY					
			Rear		
Description	Sales Code	Dwg Ref	Unladen	Laden	UOM
Requested Fifth Wheel Height	E5BZ1X		0.0	0.0	INCHES
Tire Radius	901601	A	20.9	19.4	INCHES
Suspension Height	260AK0	B	9.7	7.9	INCHES
Frame Depth	YBXGAX	C	11.8	11.8	INCHES
Closest Available Fifth Wheel Leg Height	N/A	D	0.0	0.0	INCHES
Total Height	N/A	E	42.4	39.1	INCHES





VEHICLE SPECIFICATION/CALCULATED PERFORMANCE SUMMARY				
Sub-Category	Sales Code	Sales Code Description	Value	UOM
Front Axle	240AA6	12000# (5400 KG) MACK FXL12 STRAIGHT SPINDLE/UNITIZED BEARINGS	12000	LB
Front Suspension	244AB7	MACK TAPERLEAF 12000# (5400 KG) GROUND LOAD RATING (2 LEAF), EQUAL BIAS	12001	LB
Front Tires	900AS0	11R22.5 G BRIDGESTONE R268 ECOPIA (12350 lbs)	12351	LB
Front Wheels	5312F1	22.5x8.25 ACCURIDE ACCU-LITE WHITE POWDER COAT STEEL, 6.60" OFFSET, 2 HAND HOLE	14800	LB
Front GAWR			12000	LB
Rear Axle	252AA6	23000# (10400kg) MERITOR RS-23-160 SINGLE REDUCTION	23000	LB
Rear Suspension	260AK0	23000# (10432kg) MULTILEAF	23000	LB
Rear Tires	901601	11R22.5 G BRIDGESTONE M713 ECOPIA (23360 lbs) (DRIVE ONLY)	23361	LB
Rear Wheels	3462J6	22.5x8.25 ACCURIDE ACCU-LITE WHITE POWDER COAT STEEL, 6.60" OFFSET, 5 HAND HOLE	29600	LB
Rear GAWR			23000	LB
Truck GVWR			35000	LB
Gross Combination Weight Rating			0	LB
Tax Value GVWR (USA FET Only)			35000	LB



Mack Trucks
www.macktrucks.com