

V O L V O

CUSTOMER PROPOSAL

VNL



HEALY TRUCK CENTER
"Quality Without Compromise"

TECHNICAL SPECIFICATION

VNL64300 Daycab - 124" BBC

MODEL PACKAGE			DESCRIPTION
S	012281	MARKETING MODEL	VNL64300
S	99X76X	MANUFACTURING LOCATION	VOLVO TRUCKS - ASSEMBLED IN THE USA
S	DDX15X	CHASSIS TYPE	TRUCK
S	CDX20X	MODEL SERIES	VNL MODELS - 124" BBC
	MBT09T	VEHICLE CERTIFICATION	EPA (ONLY) FOR VOLVO 11L / 13L DIESEL

VEHICLE ADAPTATION			DESCRIPTION
S	114010	MARKET ADAPTATION	USA / USA TERRITORY MARKET ADAPTATION
S	36XF1X	LANGUAGE ON DECALS	ENGLISH/SPANISH LANGUAGE ON DECALS
S	38XCNX	OPERATOR'S MANUAL LANGUAGE	ENGLISH
S	263105	VEHICLE APPLICATION	TRUCK / DRY VAN BODY
S	898002	VEHICLE WARRANTY QUALIFICATION	STANDARD NORMAL DUTY WARRANTY QUALIFIED
S	259001	VEHICLE VOCATION	LINEHAUL / LONG HAUL / REGIONAL HAUL SERVICE
S	260006	OPERATING CONDITIONS	ON HIGHWAY, STARTING GRADES <16%
S	QCXA1X	TOPOGRAPHY	MOSTLY FLAT, MOST GRADES <3% (EX. OHIO)
S	E1BD1X	AMBIENT TEMPERATURE UPPER LIMIT	SUMMER AMBIENT TEMPERATURES DO NOT REGULARLY EXCEED 104 DEGREE F (40 DEGREE C)
S	264001	LOADING SURFACE FACTOR	CONCRETE LOADING AND / OR UNLOADING SURFACE
S	DHX10X	OPERATING CLASS	OPERATING CLASS ONE (ON HIGHWAY)
	938001	CUSTOMER FLEET SIZE	DEALER FLEET WITH LESS THAN 25 VEHICLES IN OWN FLEET OF ANY VEHICLE BRAND

PASSIVE AND ACTIVE SAFETY			DESCRIPTION
S	2CXD1X	CAB TYPE	300 - DAY CAB
S	43X40X	AUXILIARY DOWN VIEW MIRROR	DOWN VIEW MIRROR OVER PASSENGER DOOR
	WPXA1X	ABS TRACTION CONTROL	TRACTION CONTROL WITH LIMITED DISABLE
S	3MBA1X	PARK BRAKE ALARM	PARK BRAKE ALARM, SOUNDS IF BRAKE OFF AND DRIVER'S DOOR OPENED

ENGINE			DESCRIPTION
S	1018F0	ENGINE PACKAGE	VOLVO D13 405HP 2100RPM 1450 LBFT - EPA'21 EMISSION LEVEL

ENGINE EQUIPMENT			DESCRIPTION
S	KWXA1X	AIR CLEANER	SINGLE STAGE AIR CLEANER
S	209012	RADIATOR COOLANT	EXTENDED LIFE ETHYLENE GLYCOL ANTI-FREEZE (RED), -34 F (-37 C)
S	208029	FAN CLUTCH PACKAGE	ELECTRONIC VISCOUS CSI FAN CLUTCH
S	NCXA5X	STARTER MOTOR	DELCO REMY 12V 39MTHD STARTER
	PJXMNX	ALTERNATOR	160 AMP DELCO REMY 28SI ALTERNATOR (12V)
	810113	BATTERY PACKAGE	3 VOLVO 760 CCA MAINTENANCE FREE 12V BATTERIES, 2280 CCA
S	L4X15X	BATTERY BOX MOUNTING	BATTERY BOX, LEFT HAND SIDE, BEHIND FRONT FENDER
S	NQXA1X	BATTERY BOX CONFIGURATION	BATTERY BOX - 4 CAPACITY
S	L5XA1X	BATTERY BOX COVER	BASIC BATTERY BOX COVER
S	428001	DIESEL EXHAUST FLUID TANK	18.5 GALLON LEFT HAND 26", FRAME MOUNTED (FILLED WITH 10 GALLONS OF DEF, WEIGHING 91 LBS)
S	230048	EXHAUST SYSTEM	INTEGRATED DPF AND SCR MOUNTED RIGHT HAND SIDE UNDER CAB WITH SINGLE HORIZONTAL TAILPIPE
S	232093	EXHAUST OUTLET PACKAGE	HORIZONTAL ALUMINIZED STAINLESS STEEL TAIL PIPE
S	KNXC1X	EXHAUST SHIELD	ALUMINUM EXHAUST SHIELD

TECHNICAL SPECIFICATION *(cont.)*

ENGINE EQUIPMENT			DESCRIPTION
S	JVXH1X	PRIMARY FUEL FILTER	VOLVO DUAL ENGINE MOUNTED FUEL FILTERS WITH WATER SEPARATOR
S	J7XBDX	AUX. FUEL SYSTEM EQUIPMENT	RETURN FUEL RECIRCULATION VALVE
S	VWXCAX	COMPRESSOR	WABCO 31.8 CFM COMPRESSOR
S	J2EAAX	ENGINE BRAKE ACTIVATION	ENGINE BRAKE ACTIVATION, BASIC
S	QHXA1X	ENGINE OIL PAN	COMPOSITE OIL PAN (STANDARD OIL CHANGE INTERVALS)

TRANSMISSION			DESCRIPTION
S	270702	TRANSMISSION PACKAGE	VOLVO 12 SPEED I-SHIFT AT2612F DIRECT DRIVE
S	295003	TRANSMISSION ELECTRONICS PACKAGE	ECONOMY I-SHIFT TRANSMISSION ELECTRONICS
	RVXH1X	GEAR SHIFT CONTROL	GEAR SHIFT LEVER, SEAT MOUNTED, BASIC, I-SHIFT
S	7HAB1X	ECO-ROLL CONTROL	VOLVO I-SHIFT ECO-ROLL CONTROL, STALK
S	B1EA1X	TRANSMISSION AUTO NEUTRAL ON P-BRAKE	VOLVO I-SHIFT TRANSMISSION AUTO NEUTRAL ON PARK BRAKE
S	3IAA2X	HILL START ASSIST	HILL START ASSIST
S	4LDA1X	TRANSMISSION OUTPUT TORQUE	STANDARD OUTPUT TORQUE
S	T2XB1X	TRANSMISSION COOLER	WATER TO OIL TRANS COOLER MOUNTED ON TRANSMISSION
S	D4AA1X	AMT/AUTOMATIC TRANS PTO FUNCT.	TRANSMISSION PTO FUNCTIONS BASIC
S	195103	DRIVELINE - MAIN	MERITOR RPL25HD W/PERMALUBE U-JOINTS (PROPS-L)
S	204101	DRIVELINE - INTERAXLE	MERITOR RPL20
S	250111	CLUTCH	VOLVO SACHS 17" SINGLE PLATE DAMPENED ORGANIC FOR I-SHIFT

PROGRAMMABLE FEATURES			DESCRIPTION
	9KAA1X	IDLE EMISSION CERTIFICATION	IDLE EMISSION CERTIFICATION, BASIC
S	A3AAAX	ENGINE IDLE AUTOMATIC SHUTDOWN (AL)	ENGINE IDLE SHUTDOWN, ENABLE
S	E0XFLX	ENGINE IDLE SHUTDOWN TIME (AM)	IDLE SHUTDOWN TIME 5 MINUTES
S	K7XA1X	ENGINE IDLE CONTROL (CMQ)	BASIC ENGINE IDLE CONTROL
S	D3AAEX	AMBIENT TEMP MAX THRESHOLD (CMO)	MAXIMUM AMBIENT AIR TEMPERATURE OVER-RIDE, 80 DEG F (27 DEG C)
S	D2AACX	AMBIENT TEMP MIN THRESHOLD (CMN)	MINIMUM AMBIENT AIR TEMPERATURE OVER-RIDE, 45 DEG F (7 DEG C)
S	JDXD1X	CRUISE CONTROL (AG)	WITH ECO CRUISE CONTROL
S	JFXLRX	CRUISE CONTROL, MAXIMUM SPEED (AI)	MAXIMUM CRUISE, 68 MPH (110 KM/H)
S	Y3CC5X	PEDAL ROAD SPEED LIMIT SETTING (P1116)	PEDAL ROAD SPEED LIMIT, 65 MPH (105 KM/H)
S	JCXF1X	ROAD SPEED LIMIT SETTING (P1AOC)	ROAD SPEED LIMIT, 68 MPH (110 KM/H)
S	U4AA1X	GEAR DOWN VEHICLE SPEED LIMITER (P1AL0)	GEAR DOWN VEHICLE SPEED LIMITER ENABLED
S	U5AL1X	GEAR DOWN VEHICLE SPEED LIMIT (P1AOD)	GEAR DOWN VEHICLE SPEED, 63 MPH (101 KM/H)
S	E3AAFX	CRUISE CONTROL MIN SPEED (BK)	MIN CRUISE, 35 MPH (56 KM/H)
S	E5AAEX	ENG BRAKE ENGAGE IN CRUISE (AF)	ENGAGE ENGINE BRAKE 5 MPH (8.0 KM/H) ABOVE SET CRUISE SPEED
S	X2BA1X	ROAD SPEED LIMIT CONTROL TYPE (P1I01)	WITH ECO RSL CONTROL
S	0NAA1X	OPTIMIZED FUEL ECON INDICATOR (P1LXM)	OPTIMIZED FUEL ECONOMY INDICATOR, SWEET SPOT
S	X1BA1X	ENGINE LOAD IN PTO (CMM)	30% MINIMUM ENGINE LOAD LIMIT IN PTO BEFORE ALLOW IDLE SHUTDOWN
S	W5BA1X	MAXIMUM ENGINE SPEED AT 0 MPH (P1ANA)	1000 MAXIMUM ENGINE RPM AT 0 MPH
S	X4BA1X	COOLANT WARM HOLD TEMP (KBS)	COOLANT WARM HOLD TEMP ENABLED

TECHNICAL SPECIFICATION *(cont.)*

PROGRAMMABLE FEATURES			DESCRIPTION
S	R4BA1X	PRE-TRIP DIAGNOSTIC INSPECTION (JZU)	PRE-TRIP ASSISTANT
S	K5XA2X	ENGINE PROTECTION SYSTEM (P1FQT)	ENGINE PROTECTION (SHUTDOWN)
S	EXXGQX	PTO MAXIMUM ENGINE SET SPEED (AND)	PTO ENGINE MAXIMUM 650 RPM
S	EYXGQX	PTO RESUME ENGINE SET SPEED (ANE)	PTO ENGINE RESUME 650 RPM

FRONT AXLE			DESCRIPTION
S	370400	FRONT AXLE PACKAGE	VOLVO VF12 12,000 LB FRONT SPRINGS
S	YNXB1X	FRONT STABILIZER	FRONT STABILIZER
S	7OBB1X	BRAKE REGULATION	BRAKE REGULATION, STOPPING DISTANCE 310 FT (94M)
S	782014	FRONT BRAKE PACKAGE	FRONT BRAKE BENDIX SPICER, NEXT GENERATION HEAVY DUTY, STANDARD LUBE
S	U5XA1X	FRONT BRAKE DIMENSION	16.5X5 FRONT BRAKE SIZE
S	U3XA1X	BRAKE TYPE, FRONT AXLE	CAST IRON FRONT BRAKE DRUM OUTBOARD MOUNTED
S	LQXAQX	FRONT BRAKE LINING MATERIAL	BRAKE LINING MATERIAL FRONT, BENDIX SPICER ES420
S	K2EA1X	BRAKE SHOE COATING FRONT	BRAKE SHOE COATING FRONT, BASIC
	0KXI5X	HUBS, FRONT AXLE	IRON PRESET PLUS FRONT AXLE HUBS WITH SKF HUBCAPS
S	7VXB1X	FRONT AXLE LUBRICANT	SYNTHETIC FRONT AXLE LUBRICANT
S	XAXBFX	POWER STEERING GEAR	TRW THP60 INTEGRAL POWER STEERING GEAR
S	M0XA1X	STEERING SHAFT TYPE	BASIC STEERING SHAFT
S	371001	FRONT SUSPENSION PACKAGE	59" PARABOLIC LEAF FRONT SUSPENSION MATCHED TO FRONT AXLE CAPACITY
S	IRXA1X	FRONT SUSP MAINTENANCE	LUBRICATED SPRING PINS AND BUSHINGS

REAR AXLE			DESCRIPTION
S	330688	REAR AXLE PACKAGE	MERITOR MT-40-14X3C AMBOID 40,000 LB CAPACITY
	TAXCZX	REAR AXLE RATIO	2.85 REAR AXLE RATIO
S	TUXB1X	DIFFERENTIAL LOCK	INTERAXLE DIFFERENTIAL LOCK
S	350410	REAR SUSPENSION PACKAGE	38,000 LB VOLVO AIR SUSPENSION 52" SPACING
S	YVXA1X	REAR SHOCK ABSORBER	SHOCK ABSORBERS, DRIVE AXLES
S	783021	REAR BRAKE PACKAGE	REAR BRAKE BENDIX SPICER, NEXT GENERATION LIGHTWEIGHT, STANDARD LUBE
S	U8XA1X	DRIVE AXLE BRAKE DIMENSION	16.5X7 REAR BRAKE SIZE
S	U4XA1X	BRAKE TYPE, DRIVE AXLE	CAST IRON DRIVE AXLE BRAKE DRUM OUTBOARD MOUNTED
S	MAXF1X	DRIVE AXLE BRAKE LINING MATERIAL	BRAKE LINING MATERIAL DRIVE, BENDIX SPICER ES-600
S	J8EA1X	BRAKE SHOE COATING DRIVE	BRAKE SHOE COATING DRIVE, BASIC
S	0LXI1X	HUBS, DRIVE AXLE	ALUMINIUM PRESET PLUS DRIVE AXLE HUB WITH INTEGRATED SPINDLE NUT
S	7WXADX	REAR AXLE LUBRICANT	CHEVRON DELO GEAR LUBRICANT ESI SAE 80W-90 (APPROVED FOR MERITOR EXTENDED COMPONENT WARRANTY)
S	781116	PARKING BRAKE CHAMBER PACKAGE	FOUR CAM TYPE HALDEX GOLD SEAL PLUS
S	V1AB1X	REAR BRAKE CHAMBER SIZE	REAR BRAKE CHAMBER 30 / 30 SQ INCHES (SERVICE / EMERGENCY)
S	UKXA1X	CHAMBER STROKE LENGTH, DRIVE AXLE	BASIC LENGTH BRAKE CHAMBER STROKE
S	784009	DRUM BRAKE SLACK ADJUSTERS	HALDEX BRAKE ADJUSTER FRONT AND REAR
S	O5BC1X	FRONT BRAKE CHAMBER SIZE	FRONT BRAKE CHAMBER 20 SQUARE INCHES (SERVICE)

CHASSIS			DESCRIPTION
S	3XBHAX	DRIVER SIDE FRONT CHASSIS CONFIGURATION	LEFT HAND BATTERY BOX - 4 CAPACITY, DEF TANK MOUNTED BEHIND BATTERY BOX (VNL / VNR)

TECHNICAL SPECIFICATION *(cont.)*

CHASSIS			DESCRIPTION
S	3YBAFX	PASSENGER SIDE FRONT CHASSIS CONFIGURATION	INTEGRATED DPF & SCR (VNR / VNL / VHDB)
S	400172	WHEELBASE	172" WHEELBASE
S	402055	OVERHANG	55" OVERHANG
S	KBXB1X	FUEL TANK SHAPE, LIQUID	26" DIA CYLINDRICAL FUEL TANK
S	J8XB1X	LIQUID FUEL TANK, LEFTHAND SIDE	75 GALLON LEFT HAND FUEL TANK
S	KEXA1X	FUEL TANK MATERIAL, LIQUID	ALUMINUM FUEL TANK MATERIAL
S	HBXB1X	FUEL TANK POSITION - DIESEL	FUEL TANK POSITION 1
S	45XC1X	AERODYNAMIC DEVICE CAB SKIRT	CUSTOM CAB SKIRT
S	8NAA1X	DPF COVER	DPF COVER, PAINTED STEEL
S	U6BA1X	DEF TANK COVER	PAINTED DIESEL EXHAUST FLUID TANK COVER
S	JHXA1X	FUEL LINES	NYLON FUEL LINES
S	KHXA1X	FUEL TANK STRAPS	PAINTED STEEL FUEL TANK STRAPS
S	KFXA1X	FUEL TANK CAP	NON-LOCKING FUEL TANK CAP
S	8HAA1X	AIR TANK ARRANGEMENT	AIR TANK ARRANGEMENT, BASIC
S	U2XB1X	AIR TANKS	STEEL AIR TANKS
S	VHXE5X	AIR DRYER	WABCO AIR DRYER SS - HP WITHOUT TURBO CUT OFF VALVE WITH COALESCING FILTER
S	UWXD1X	AIR TANK DRAIN VALVE	MANUAL DRAIN VALVES, LANYARD ON WET TANK
S	403002	FRAME RAIL PACKAGE	10.47"X3.54"X.28" STRAIGHT STEEL RAILS
S	8EXB1X	INTERMEDIATE CROSSMEMBER MATERIAL	STEEL CROSSMEMBER MATERIAL
S	X8XB1X	FORWARD REAR SUSP CROSSMEMBER MATERIAL	STEEL CROSSMEMBER MATERIAL
S	ZIXA1X	CROSSMEMBER, BOGIE, MATERIAL	STEEL CROSSMEMBER MATERIAL
S	X6XA1X	REAR FRAME TREATMENT	STRAIGHT CUT-OFF REAR CROSSMEMBER
S	4DXB2X	FRONT BUMPER	PAINTED MOLDED AERODYNAMIC BUMPER WITH DRAG REDUCTION PLATE
S	65XB1X	FRONT FENDER EXTENSION	NO FRONT FENDER EXTENSION PROVIDED
S	5EXB1X	PROTECTION PLATE, RADIATOR/OIL PAN	LOWER RADIATOR HEAVY DUTY ROCK GUARD
S	4EXB1X	FRONT TOWING DEVICE	TWO FRONT TOWING DEVICES
S	Q8CH1X	CHASSIS WIRING HARNESS CASING	HEAVY DUTY MAIN CHASSIS WIRING HARNESS COVERING
S	U7CFLX	LH FUEL TANK FACE LOCATION	LH FUEL TANK FRONT FACE @ XM=4957

TRANSPORT ADAPTATION			DESCRIPTION
S	LOXB1X	ELECTRICAL CONNECTIONS BACK OF CAB	BODY BUILDER CONNECTIONS BACK OF CAB
S	WLXC1X	TRAILER BRAKE HAND CONTROL	DELETE TRAILER BRAKE HAND CONTROL

CALCULATED CODES - KAX			DESCRIPTION
S	9JXA1X	PROPCALC SELECTION	YES, THE ORDER MUST BE CALCULATED

CAB EXTERIOR			DESCRIPTION
S	2DX05X	CAB SUSPENSION	MECHANICAL CAB SUSPENSION WITH SHOCKS
S	21XA1X	AUXILIARY REAR WINDOW	STANDARD REAR WINDOW
S	D2XA1X	WIPER BLADES	WIPER BLADES
S	28XB1X	FRONT GRILLE	CHROME PLATED FRONT GRILLE
S	0EAC1X	AIR INTAKE GRILLE, FINISH	AIR INTAKE GRILLE, BLACK
S	3FX49X	EXTERIOR SIDE VIEW MIRRORS	BLACK AERODYNAMIC MIRRORS

TECHNICAL SPECIFICATION *(cont.)*

CAB EXTERIOR			DESCRIPTION
S	3GXC1X	EXTERIOR MIRROR FEATURES	HEATED, POWER AXIS MIRROR, BOTH SIDES
S	LZXD1X	AIR HORN	DUAL TRUMPET MOUNTED UNDER CAB
S	4NXB1X	EXTERIOR SUNVISOR	EXTERIOR SUN VISOR WITH CLEAR LENS LED MARKER LAMPS
S	T3CA1X	EXTERIOR BRAND BADGING (CA)	EXTERIOR BADGES & EMBLEMS

CAB INTERIOR			DESCRIPTION
S	540088	INTERIOR TRIM PACKAGE	FLEET - VINYL PANELS WITH METAL HEX TRIM
S	1DAF1X	SEAT MFG. AND SERIES, DRIVER	NATIONAL DRIVER SEAT
S	I5DA1X	SEAT PROFILE, DRIVER	STANDARD WIDTH DRIVER SEAT
S	520101	DRIVER SEAT	X1 WREN VINYL
S	3ZXG2X	DRIVER SEAT SUPPORT	DRIVER SEAT - AIR SUSPENDED
S	I7DA1X	SEAT COMFORT, DRIVER	DRIVER SEAT - ONE AIR ADJUSTABLE LUMBAR CHAMBER
S	1GAF1X	SEAT MFG. & SERIES, PASSENGER	NATIONAL PASSENGER SEAT
S	I6DA1X	SEAT PROFILE, PASSENGER	STANDARD WIDTH PASSENGER SEAT
S	521101	PASSENGER SEAT	X1 WREN VINYL
S	34XAAX	PASSENGER SEAT SUPPORT	PASSENGER SEAT - FIXED WITH INTEGRATED STORAGE
S	0HAA1X	SEAT SUPPORT, DUST COVER	SEAT BASE DUST COVER, DRIVER SIDE
S	K7AA1X	SAFETY BELT LENGTH	STANDARD SAFETY BELT LENGTH
S	OUXA1X	SAFETY BELT DRIVER SEAT	SAFETY BELT DRIVER SEAT, BLACK
S	OXXA1X	SAFETY BELT PASSENGER SEAT	SAFETY BELT PASSENGER SEAT, BLACK
S	4AXB1X	CLIMATE UNIT	INTEGRAL AIR CONDITIONER WITH HEATER - MANUAL CONTROLS
S	31XK2X	FLOOR MATS	FRONT FLOOR INSERTS, RUBBER
S	XRXB1X	STEERING WHEEL ADJUSTMENT	STANDARD STEERING WHEEL ADJUSTMENT
S	7BAA3X	STEERING WHEEL MATERIAL	STANDARD STEERING WHEEL COVERING
S	571020	GAUGE PACKAGE	EIGHT GAUGE INSTRUMENT CLUSTER
S	PVXA2X	AIR RESTRICTION INDICATOR	GRADUATED ARI ON FILTER
S	N8XD1X	SPEEDOMETER GRADUATION	MPH SPEEDOMETER GRADUATION

LIGHTING			DESCRIPTION
	P8XB8X	HEADLAMPS	LED HEADLAMPS WITH BASIC DRL
S	LSXG1X	DAYTIME RUNNING LAMPS	EQUIPPED WITH DAYTIME RUNNING LIGHTS
S	NEXC1X	STOP AND TAIL LIGHTS	DUAL WITH INTEGRAL BACKUP LIGHTS
	NPXA1X	TURN SIGNAL SWITCH	NON CANCELLING TURN SIGNAL SWITCH

AUDIO SYSTEM			DESCRIPTION
	590030	RADIO PACKAGE	AM / FM / MP3 RADIO
	73AJ5X	RADIO ANTENNA	SINGLE RIGHT HAND MIRROR MOUNTED RADIO ANTENNA PREP KIT
S	N0XA1X	MARKER INTERRUPTER SWITCH	MARKER INTERRUPTER SWITCH
S	5CXA1X	RADIO SPEAKERS	SPEAKERS IN DASH ONLY

MISC CAB EQUIPMENT			DESCRIPTION
S	3AXB1X	DOOR LOCKS CAB	MANUAL CAB DOOR LOCKS
S	20XA1X	KEY TYPE	BASIC UNIQUE KEY
S	8BXB1X	KEY QUANTITY PER UNIT	4 KEYS PROVIDED PER UNIT
S	EAXA1X	AUXILIARY SWITCH	ONE (1) AUXILIARY SWITCH WITH WIRING, 15 AMP

TECHNICAL SPECIFICATION *(cont.)*

TIRES AND WHEELS FRONT			DESCRIPTION
	093884	TIRE PACKAGE FRONT	295/75R22.5G YOKOHAMA RY617 (12350 LBS. GAWR) LONG / REGIONAL HAUL (Total for QTY = 2)
S	4WCC1X	TIRE CLASSIFICATION FRONT (CA)	GHG FRONT TIRE CLASSIFICATION, LOW ROLLING RESISTANCE
S	084003	WHEEL PACKAGE FRONT	22.5X8.25 ACCURIDE ACCU-LITE POLISHED ALUMINUM 286BC HUB PILOTED (Total for QTY = 2)
S	907002	FRONT WHEEL AND TIRE QUANTITY	TWO WHEELS AND TIRES FRONT

TIRES AND WHEELS REAR			DESCRIPTION
S	0940A1	TIRE PACKAGE DRIVE	295/75R22.5G BRIDGESTONE M713 ECOPIA (22700 LBS. GAWR) LONG / REGIONAL HAUL (Total for QTY = 8)
S	4XCA1X	TIRE CLASSIFICATION REAR (CA)	GHG REAR TIRE CLASSIFICATION, ADVANCED LOW ROLLING RESISTANCE
S	085003	WHEEL PACKAGE DRIVE	22.5X8.25 ACCURIDE ACCU-LITE POLISHED ALUMINUM 286BC HUB PILOTED (Total for QTY = 8)
S	908008	DRIVE WHEEL AND TIRE QUANTITY	EIGHT WHEELS AND TIRES DRIVE

MISC TIRE EQUIPMENT			DESCRIPTION
S	15XABX	TIRE INFLATION VALVE	TIRE INFLATION VALVE, STANDARD

PAINT			DESCRIPTION
S	950800	CAB PAINT SCHEME	SINGLE COLOR PAINT
S	9801T4	FIRST TRUCK COLOR	GLACIER WHITE; P3029
S	MPB980	CAB COLOR	CAB SAME AS FIRST COLOR
S	MPD980	HOOD COLOR	HOOD SAME AS FIRST COLOR
S	MPE980	COWL COLOR	COWL SAME AS FIRST COLOR
S	987980	BUMPER COLOR	BUMPER SAME AS FIRST COLOR
S	994998	ROOF FAIRING COLOR	NO ROOF FAIRING COLOR PROVIDED
S	996980	SUN VISOR COLOR	SUN VISOR SAME AS FIRST COLOR
S	9861U1	CHASSIS COLOR	BLACK P3036
S	988401	DISC WHEEL OR RIM COLOR	STEEL DISC WHEELS - PREPAINTED WHITE, POWDER - COAT, ALUMINUM OR STYLIZED DISC - UNPAINTED

BUSINESS SERVICES			DESCRIPTION
S	9LAA1X	PRE-DELIVERY INSPECTION	PRE-DELIVERY INSPECTION, BASIC

OUTSIDE MODIFICATION PLANNING			DESCRIPTION
S	615998	FONTAINE IN-SERVICE PLANNING CODE	NO FONTAINE IN-SERVICE PLANNING CODE
S	617998	FONTAINE BODY INSTALL CODE	NO FONTAINE BODY INSTALL
S	618998	FONTAINE AUXILIARY AXLE INSTALL CODE	NO FONTAINE AUXILIARY INSTALL
S	609998	FONTAINE LEAD TIME CODE	NO FONTAINE LEAD TIME

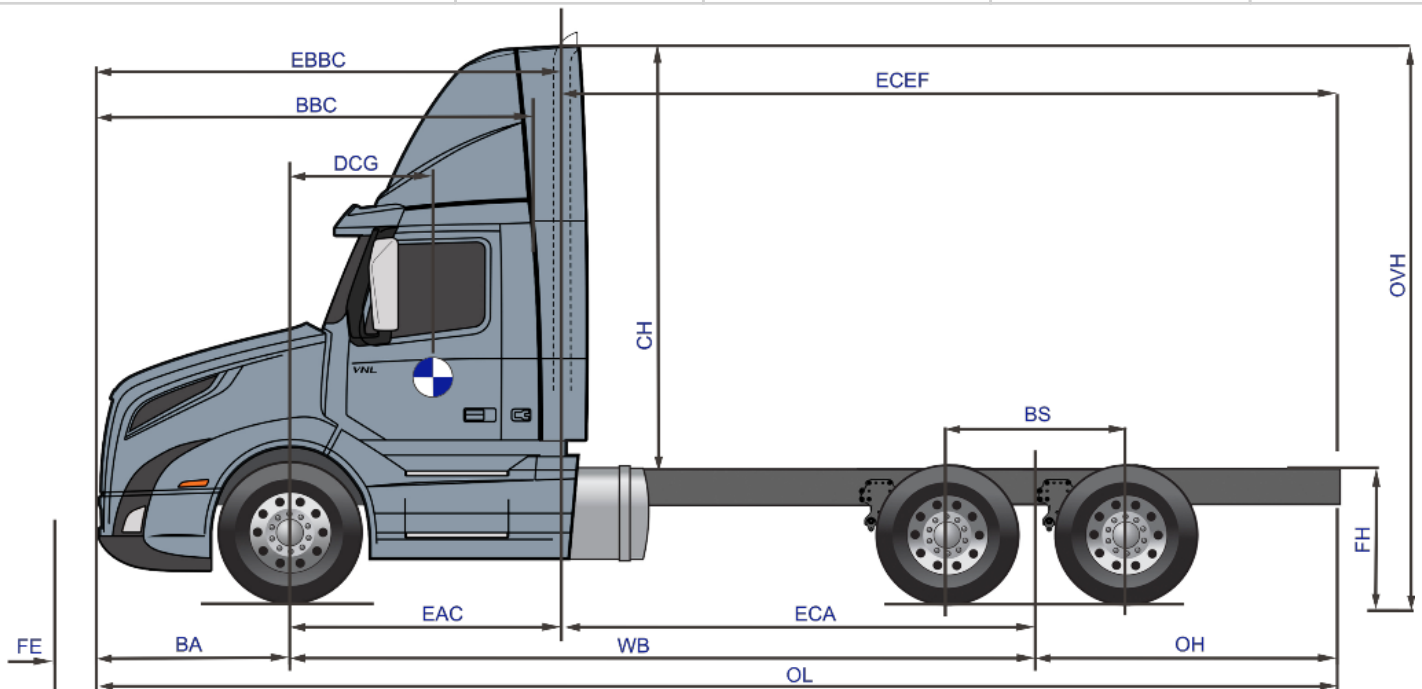
BASE WARRANTY AND PURCHASED COVERAGES			DESCRIPTION
S	899301	WARRANTY TYPE	NORMAL_DUTY_STANDARD_BASE_COVERAGE 12_MONTHS / 100,000_MILES
S	896900	VOLVO D11/D13 ENGINE EXTENDED COVERAGE	VOLVO D11/D13 BASE ENGINE COVERAGE - 24MTHS/250K MILES
	M8309T	EMISSION - SURCHARGE	EPA (ONLY) FOR VOLVO 11L / 13L DIESEL
S	M99998	CUSTOM/BUNDLED PURCHASE COVERAGE OPTIONS	NO CUSTOM/BUNDLED PURCHASE COVERAGE OPTIONS PROVIDED
S	875001	VEHICLE EMISSIONS COMPONENTS COVERAGE	US & CANADA VOLVO ENGINE EQUIPPED VEHICLE EMISSIONS COMPONENTS COVERAGE_60 MONTHS/100K_MILES

TECHNICAL SPECIFICATION *(cont.)*

BASE WARRANTY AND PURCHASED COVERAGES			DESCRIPTION
S	894998	CUMMINS ENGINE EXTENDED COVERAGE	NO CUMMINS ENGINE PROTECTION PLAN INCLUDED
S	878998	CUMMINS EXTENDED AFTERTREATMENT COVERAGE	NO CUMMINS AFTERTREATMENT EXTENDED COVERAGE PROVIDED
S	880105	TRANSMISSION COVERAGE	60 MO/750K MI: STANDARD I-SHIFT WARRANTY, NORMAL DUTY VEHICLE
S	685998	CLUTCH COVERAGE	NO CLUTCH COVERAGE PROVIDED
S	888900	ADDITIONAL EXTENDED CHASSIS TOWING COVERAGE	BASE CHASSIS TOWING COVERAGE, 90 DAY/5000 MILE/8050 KILOMETER
S	874900	ADDITIONAL EXTENDED ENGINE TOWING COVERAGE	BASE VOLVO ENGINE TOWING COVERAGE, 24 MO/250K MILE
S	959998	NEW PAINT DEVELOPMENT FEE	NO NEW PAINT DEVELOPMENT FEE
S	866011	REMOTE DIAGNOSTICS BUNDLE	REMOTE DIAGNOSTICS WITH REMOTE PROGRAMMING - 24 MONTHS
S	867001	UPTIME CENTER BUNDLE	ASIST AND VOLVO ACTION SERVICE - 24 MONTHS
S	862010	PREPAID API	WITHOUT PREPAID API

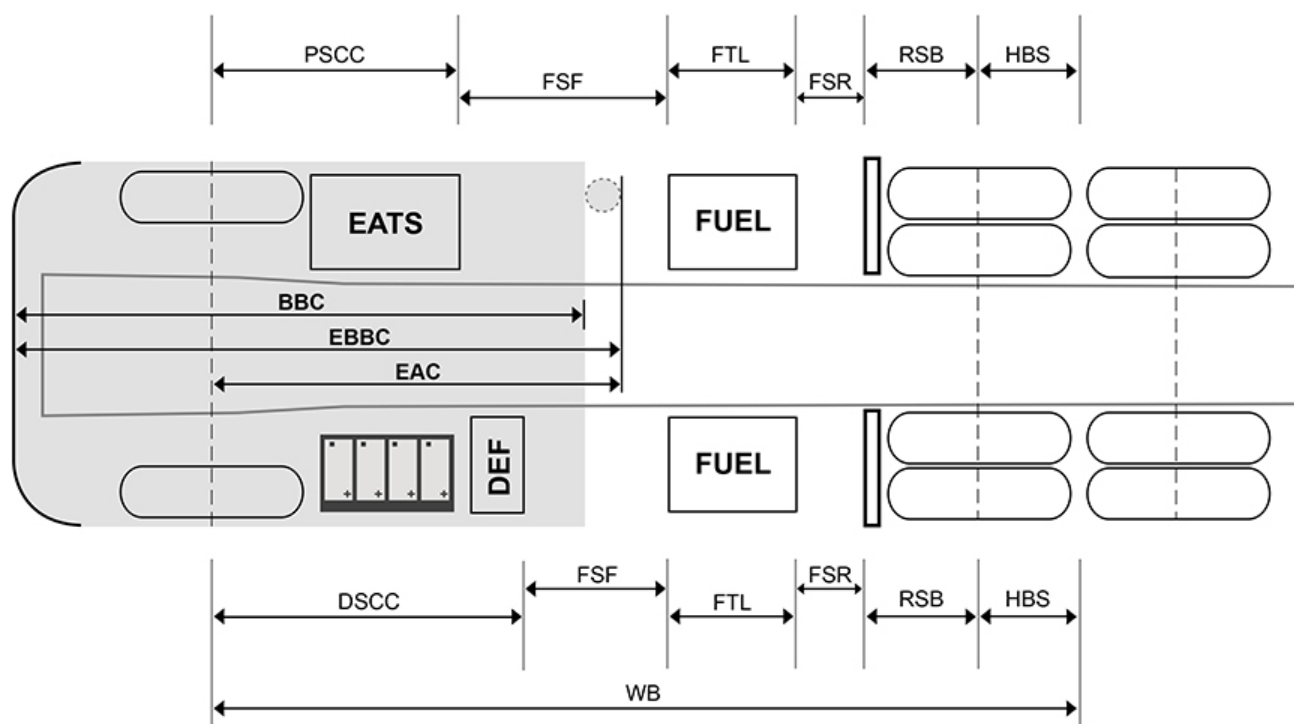
VEHICLE SPECIFICATION/CALCULATED PERFORMANCE SUMMARY

Description	Sales Code	Dwg Ref	Length	UOM
Front Frame Extension	N/A	FE	0.0	INCHES
Bumper to Front Axle	N/A	BA	53.7	INCHES
Wheelbase	N/A	WB	171.7	INCHES
Rear Overhang	N/A	OH	54.5	INCHES
Overall Length	N/A	OL	279.9	INCHES
Bumper to Back of Cab	N/A	BBC	124.0	INCHES
Eff. Bumper to Back of Cab	N/A	EBBC	124.0	INCHES
Eff. Cab to Rear Axle	N/A	ECA	101.4	INCHES
Eff. Front Axle to Back of Cab	N/A	EAC	70.3	INCHES
Eff. Cab to End of Frame	N/A	ECEF	155.9	INCHES
Unladen 5th Wheel Height	E5BZ1X	5W	0.0	INCHES
Unladen Frame Height	N/A	FH	39.0	INCHES
Cab Height	N/A	CH	75.0	INCHES
Overall Height	N/A	OVH	114.0	INCHES
Driver CG	N/A	DCG	50.0	INCHES
Second Front Axle Spacing		SFAS	0.0	INCHES



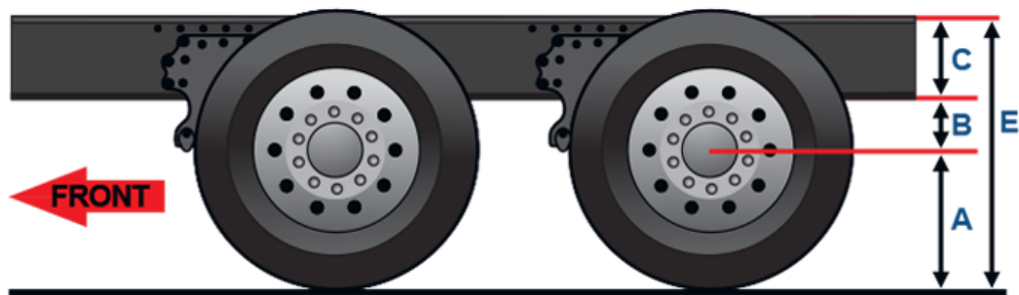
VEHICLE SPECIFICATION/CALCULATED PERFORMANCE SUMMARY

Description	Sales Code	Dwg Ref	Left Value(in)	Right Value(in)
Wheelbase	N/A	WB	171.7	171.7
Eff. Front Axle to Back of Cab	N/A	EAC	70.3	70.3
75 GALLON LEFT HAND FUEL TANK / NO RIGHT HAND DIESEL TANK PROVIDED	J8XB1X / J9XK1X	FTL	36.0	0.0
Bumper to Back of Cab	N/A	BBC	124.0	124.0
Eff. Bumper to Back of Cab	N/A	EBBC	124.0	124.0
LEFT HAND BATTERY BOX - 4 CAPACITY, DEF TANK MOUNTED BEHIND BATTERY BOX (VNL / VNR)	3XBHAX	DSCC	78.5	N/A
INTEGRATED DPF & SCR (VNR / VNL / VHDB)	3YBAFX	PSCC	N/A	75.2
Frame Space Front	N/A	FSF	0.9	0.0
Frame Space Rear	N/A	FSR	2.8	43.0
38,000 LB VOLVO AIR SUSPENSION 52" SPACING	350410	RSB	27.5	27.5
HBS	GWXBYX	HBS	26.0	26.0



Top View image is intended for illustration purposes only and is not presented to scale. Wheelbase, Axle Spacing and After frame are not shown as specified, but are a representation. Customer Adaptation (CA) options and relocated components are not represented in these images. Most CA options impact the variation of the image, thus an image may not populate. Calculations are approximate to a tolerance of ± 4 inches due to component mounting variation. Certain chassis component options are NOT represented in the Top View image, such as, but not exclusive to, Front Frame Extensions, Fuel Water Separators, Air Dryers, PTOs, Fifth Wheels, Chassis Fairings, Toolboxes, Trailer Connections. For further information on these items and their respective locations on your specification, please refer to the data sheets associated with those items in the configurator.

VEHICLE SPECIFICATION/CALCULATED PERFORMANCE SUMMARY					
			Rear		
Description	Sales Code	Dwg Ref	Unladen	Laden	UOM
Requested Fifth Wheel Height	E5BZ1X		0.0	0.0	INCHES
Tire Radius	0940A1	A	20.2	18.9	INCHES
Suspension Height	350410	B	8.3	8.0	INCHES
Frame Depth	403002	C	10.5	10.5	INCHES
Closest Available Fifth Wheel Leg Height	N/A	D	0.0	0.0	INCHES
Total Height	N/A	E	39.0	37.4	INCHES



VEHICLE SPECIFICATION/CALCULATED PERFORMANCE SUMMARY				
Sub-Category	Sales Code	Sales Code Description	Value	UOM
Front Axle	370400	VOLVO VF12 12,000 LB FRONT SPRINGS	12500	LB
Front Suspension	370400	VOLVO VF12 12,000 LB FRONT SPRINGS	12000	LB
Front Tires	093884	295/75R22.5G YOKOHAMA RY617 (12350 LBS. GAWR) LONG / REGIONAL HAUL	12350	LB
Front Wheels	084003	22.5X8.25 ACCURIDE ACCU-LITE POLISHED ALUMINUM 286BC HUB PILOTED	14780	LB
Front GAWR			12000	LB
Rear Axle	330688	MERITOR MT-40-14X3C AMBOID 40,000 LB CAPACITY	40000	LB
Rear Suspension	350410	38,000 LB VOLVO AIR SUSPENSION 52" SPACING	38000	LB
Rear Tires	0940A1	295/75R22.5G BRIDGESTONE M713 ECOPIA (22700 LBS. GAWR) LONG / REGIONAL HAUL	45400	LB
Rear Wheels	085003	22.5X8.25 ACCURIDE ACCU-LITE POLISHED ALUMINUM 286BC HUB PILOTED	59200	LB
Rear GAWR			38000	LB
Truck GVWR			50000	LB
Gross Combination Weight Rating			0	LB
Tax Value GVWR (USA FET Only)			50000	LB



Volvo Trucks

www.volvotrucks.us | www.volvotrucks.ca