

V O L V O

CUSTOMER PROPOSAL



HEALY TRUCK CENTER
"Quality Without Compromise"

TECHNICAL SPECIFICATION

VHD64FT300 Daycab - 113.6" BBC

MODEL PACKAGE			DESCRIPTION
S	012636	MARKETING MODEL	VHD64FT300
S	99X76X	MANUFACTURING LOCATION	VOLVO TRUCKS - ASSEMBLED IN THE USA
S	DDX10X	CHASSIS TYPE	TRACTOR
S	CDX23X	MODEL SERIES	VHD / VAH MODELS - 113.6" BBC
	MBT09T	VEHICLE CERTIFICATION	EPA (ONLY) FOR VOLVO 11L / 13L DIESEL

VEHICLE ADAPTATION			DESCRIPTION
S	114010	MARKET ADAPTATION	USA / USA TERRITORY MARKET ADAPTATION
S	36XF1X	LANGUAGE ON DECALS	ENGLISH/SPANISH LANGUAGE ON DECALS
S	38XCNX	OPERATOR'S MANUAL LANGUAGE	ENGLISH
S	125001	AREA/DOMICILE (EXHAUST)	49 STATE + CANADA / NON CALIFORNIA
S	263009	VEHICLE APPLICATION	TRACTOR / LOW-BOY TRAILER
S	DKXG2X	GROSS COMBINATION WEIGHT	80,000 LB GROSS COMBINATION WEIGHT
S	898003	VEHICLE WARRANTY QUALIFICATION	STANDARD HEAVY DUTY WARRANTY QUALIFIED
S	259003	VEHICLE VOCATION	CONSTRUCTION SERVICE
S	260006	OPERATING CONDITIONS	ON HIGHWAY, STARTING GRADES <16%
S	QCXA1X	TOPOGRAPHY	MOSTLY FLAT, MOST GRADES <3% (EX. OHIO)
S	E1BD1X	AMBIENT TEMPERATURE UPPER LIMIT	SUMMER AMBIENT TEMPERATURES DO NOT REGULARLY EXCEED 104 DEGREE F (40 DEGREE C)
S	264001	LOADING SURFACE FACTOR	CONCRETE LOADING AND / OR UNLOADING SURFACE
S	DHX20X	OPERATING CLASS	OPERATING CLASS TWO (ON/OFF HIGHWAY)
	938001	CUSTOMER FLEET SIZE	DEALER FLEET WITH LESS THAN 25 VEHICLES IN OWN FLEET OF ANY VEHICLE BRAND

PASSIVE AND ACTIVE SAFETY			DESCRIPTION
S	2CXD1X	CAB TYPE	300 - DAY CAB
S	43X40X	AUXILIARY DOWN VIEW MIRROR	DOWN VIEW MIRROR OVER PASSENGER DOOR
S	8ZDAAX	STABILITY CONTROL REGULATIONS	ELECTRONIC STABILITY CONTROL, REGULATION FMVSS
S	ZMXA1X	ESP PACKAGE	VOLVO ENHANCED STABILITY TECHNOLOGY (VEST)
S	WPXA1X	ABS TRACTION CONTROL	TRACTION CONTROL WITH LIMITED DISABLE
S	3MBA1X	PARK BRAKE ALARM	PARK BRAKE ALARM, SOUNDS IF BRAKE OFF AND DRIVER'S DOOR OPENED

ENGINE			DESCRIPTION
S	1018P0	ENGINE PACKAGE	VOLVO D11 325HP 2100RPM 1250 LBFT - EPA'21 EMISSION LEVEL

ENGINE EQUIPMENT			DESCRIPTION
S	KWXA1X	AIR CLEANER	SINGLE STAGE AIR CLEANER
S	JWXD1X	AIR INTAKE	HOOD MOUNTED AIR INTAKE
S	H9XM1X	RADIATOR	930 SQ IN, 2 ROW CORE RADIATOR
S	209012	RADIATOR COOLANT	EXTENDED LIFE ETHYLENE GLYCOL ANTI-FREEZE (RED), -34 F (-37 C)
S	208029	FAN CLUTCH PACKAGE	ELECTRONIC VISCOUS CSI FAN CLUTCH
S	NCXA5X	STARTER MOTOR	DELCO REMY 12V 39MTHD STARTER
S	PJXMNX	ALTERNATOR	160 AMP DELCO REMY 28SI ALTERNATOR (12V)
S	810113	BATTERY PACKAGE	3 VOLVO 760 CCA MAINTENANCE FREE 12V BATTERIES, 2280 CCA
S	L4X16X	BATTERY BOX MOUNTING	BATTERY BOX, LEFT HAND SIDE, BEHIND FRONT FENDER

TECHNICAL SPECIFICATION *(cont.)*

ENGINE EQUIPMENT			DESCRIPTION
S	NQXB1X	BATTERY BOX CONFIGURATION	BATTERY BOX - 3 CAPACITY
S	L5XA1X	BATTERY BOX COVER	BASIC BATTERY BOX COVER
S	428001	DIESEL EXHAUST FLUID TANK	18.5 GALLON LEFT HAND 26", FRAME MOUNTED (FILLED WITH 10 GALLONS OF DEF, WEIGHING 91 LBS)
	230047	EXHAUST SYSTEM	INTEGRATED DPF & SCR MTD RHS UNDER CAB W/DUAL VERT STACK BOC
	232080	EXHAUST OUTLET PACKAGE	12' 6" ALUMINIZED STAINLESS STEEL DUAL STACKS
S	K0XD1X	EXHAUST FEATURES	TURNED OUT EXHAUST EXTENSION
	KNXB1X	EXHAUST SHIELD	STAINLESS STEEL EXHAUST SHIELD
S	JVXH1X	PRIMARY FUEL FILTER	VOLVO DUAL ENGINE MOUNTED FUEL FILTERS WITH WATER SEPARATOR
S	MBXA1X	PRIMARY FUEL FILTER LOCATION	STANDARD FUEL FILTER LOCATION
S	VWXCAX	COMPRESSOR	WABCO 31.8 CFM COMPRESSOR
S	J2EAAX	ENGINE BRAKE ACTIVATION	ENGINE BRAKE ACTIVATION, BASIC
S	QHXC1X	ENGINE OIL PAN	STAMPED STEEL OIL PAN (STANDARD OIL CHANGE INTERVALS)

TRANSMISSION			DESCRIPTION
	270743	TRANSMISSION PACKAGE	EATON 13 SPEED FULLER RTLO-16913A
	RVXA1X	GEAR SHIFT CONTROL	FIXED GEAR SHIFT LEVER
S	4LDA1X	TRANSMISSION OUTPUT TORQUE	STANDARD OUTPUT TORQUE
S	779998	ALLISON INPUT AND OUTPUT PACKAGE	NO ALLISON INPUT AND OUTPUT PACKAGE
S	778998	FUEL SENSE PACKAGE	NO FUEL SENSE PACKAGE
	T2XC3X	TRANSMISSION COOLER	WATER TO OIL TRANS COOLER IN RADIATOR
S	195213	DRIVELINE - MAIN	DANA/SPICER SPL250 LITE (PROPS-L)
S	204201	DRIVELINE - INTERAXLE	DANA-SPICER SPL170XL EXTENDED LUBE SERIES
	250090	CLUTCH	EATON 15.5" 2 PLATE CERAMETALLIC ADVANTAGE SELF-ADJUST 9-SPRING, 4 PAD - 1650 LB-FT CAPACITY
	RBXA1X	CLUTCH FEATURES	LUBE LINE BETWEEN RELEASE BEARING AND BELL HOUSING

PROGRAMMABLE FEATURES			DESCRIPTION
	9KAA1X	IDLE EMISSION CERTIFICATION	IDLE EMISSION CERTIFICATION, BASIC
S	A3AAAX	ENGINE IDLE AUTOMATIC SHUTDOWN (AL)	ENGINE IDLE SHUTDOWN, ENABLE
S	E0XFLX	ENGINE IDLE SHUTDOWN TIME (AM)	IDLE SHUTDOWN TIME 5 MINUTES
S	K7XA1X	ENGINE IDLE CONTROL (CMQ)	BASIC ENGINE IDLE CONTROL
S	D3AAEX	AMBIENT TEMP MAX THRESHOLD (CMO)	MAXIMUM AMBIENT AIR TEMPERATURE OVER-RIDE, 80 DEG F (27 DEG C)
S	D2AACX	AMBIENT TEMP MIN THRESHOLD (CMN)	MINIMUM AMBIENT AIR TEMPERATURE OVER-RIDE, 45 DEG F (7 DEG C)
S	JDXD1X	CRUISE CONTROL (AG)	WITH ECO CRUISE CONTROL
S	JFXLRX	CRUISE CONTROL, MAXIMUM SPEED (AI)	MAXIMUM CRUISE, 68 MPH (110 KM/H)
S	Y3CC5X	PEDAL ROAD SPEED LIMIT SETTING (P1I16)	PEDAL ROAD SPEED LIMIT, 65 MPH (105 KM/H)
S	JCXF1X	ROAD SPEED LIMIT SETTING (P1AOC)	ROAD SPEED LIMIT, 68 MPH (110 KM/H)
S	U4AA1X	GEAR DOWN VEHICLE SPEED LIMITER (P1AL0)	GEAR DOWN VEHICLE SPEED LIMITER ENABLED
S	U5AL1X	GEAR DOWN VEHICLE SPEED LIMIT (P1AOD)	GEAR DOWN VEHICLE SPEED, 63 MPH (101 KM/H)
S	E3AAEX	CRUISE CONTROL MIN SPEED (BK)	MIN CRUISE, 30 MPH (48 KM/H)
S	E5AAEX	ENG BRAKE ENGAGE IN CRUISE (AF)	ENGAGE ENGINE BRAKE 5 MPH (8.0 KM/H) ABOVE SET CRUISE SPEED
S	X2BA1X	ROAD SPEED LIMIT CONTROL TYPE (P1I01)	WITH ECO RSL CONTROL

TECHNICAL SPECIFICATION *(cont.)*

PROGRAMMABLE FEATURES			DESCRIPTION
S	0NAA1X	OPTIMIZED FUEL ECON INDICATOR (P1LXM)	OPTIMIZED FUEL ECONOMY INDICATOR, SWEET SPOT
S	X1BA1X	ENGINE LOAD IN PTO (CMM)	30% MINIMUM ENGINE LOAD LIMIT IN PTO BEFORE ALLOW IDLE SHUTDOWN
S	W5BE1X	MAXIMUM ENGINE SPEED AT 0 MPH (P1ANA)	1400 MAXIMUM ENGINE RPM AT 0 MPH
S	X4BA1X	COOLANT WARM HOLD TEMP (KBS)	COOLANT WARM HOLD TEMP ENABLED
S	R4BA1X	PRE-TRIP DIAGNOSTIC INSPECTION (JZU)	PRE-TRIP DIAGNOSTICS INSPECTION
S	K5XA2X	ENGINE PROTECTION SYSTEM (P1FQT)	ENGINE PROTECTION (SHUTDOWN)
S	EXXGSX	PTO MAXIMUM ENGINE SET SPEED (AND)	PTO ENGINE MAXIMUM 700 RPM
S	EYXGSX	PTO RESUME ENGINE SET SPEED (ANE)	PTO ENGINE RESUME 700 RPM

FRONT AXLE			DESCRIPTION
S	370403	FRONT AXLE PACKAGE	VOLVO VF14 14,600 LB FRONT SPRINGS
S	70BC1X	BRAKE REGULATION	BRAKE REGULATION, STOPPING DISTANCE 250 FT (76M)
S	782014	FRONT BRAKE PACKAGE	FRONT BRAKE BENDIX SPICER, NEXT GENERATION HEAVY DUTY, STANDARD LUBE
S	U5XB1X	FRONT BRAKE DIMENSION	16.5X6 FRONT BRAKE SIZE
S	U3XA1X	BRAKE TYPE, FRONT AXLE	CAST IRON FRONT BRAKE DRUM OUTBOARD MOUNTED
S	LQXA1X	FRONT BRAKE LINING MATERIAL	BRAKE LINING MATERIAL FRONT, BENDIX SPICER BX380
S	K2EA1X	BRAKE SHOE COATING FRONT	BRAKE SHOE COATING FRONT, BASIC
S	UDXA1X	FRONT AXLE BRAKE DUST SHIELD	FRONT BRAKE DUST SHIELDS
S	0KXI5X	HUBS, FRONT AXLE	IRON PRESET PLUS FRONT AXLE HUBS WITH SKF HUBCAPS
S	7VXB1X	FRONT AXLE LUBRICANT	SYNTHETIC FRONT AXLE LUBRICANT
S	XAXBFX	POWER STEERING GEAR	TRW THP60 INTEGRAL POWER STEERING GEAR
S	M0XB1X	STEERING SHAFT TYPE	GREASEABLE STEERING SHAFT
S	371071	FRONT SUSPENSION PACKAGE	PARABOLIC LEAF FRONT SUSPENSION
S	IRXA1X	FRONT SUSP MAINTENANCE	LUBRICATED SPRING PINS AND BUSHINGS

REAR AXLE			DESCRIPTION
S	330684	REAR AXLE PACKAGE	MERITOR MT-40-14X4D HYPOID (HEAVY DUTY HOUSING) 40,000 LB CAPACITY
	TAXDPX	REAR AXLE RATIO	3.08 REAR AXLE RATIO
S	TUXB1X	DIFFERENTIAL LOCK	INTERAXLE DIFFERENTIAL LOCK
S	350377	REAR SUSPENSION PACKAGE	40,000 LB VOLVO T-RIDE (2-LEAF FIRM RIDE) 54" SPACING
S	YVXA1X	REAR SHOCK ABSORBER	SHOCK ABSORBERS, DRIVE AXLES
S	783022	REAR BRAKE PACKAGE	REAR BRAKE BENDIX SPICER, NEXT GENERATION HEAVY DUTY, STANDARD LUBE
S	U8XA1X	DRIVE AXLE BRAKE DIMENSION	16.5X7 REAR BRAKE SIZE
S	U4XA1X	BRAKE TYPE, DRIVE AXLE	CAST IRON DRIVE AXLE BRAKE DRUM OUTBOARD MOUNTED
S	UEXA1X	DRIVE AXLE BRAKE DUST SHIELD	REAR BRAKE DUST SHIELDS
S	MAXACX	DRIVE AXLE BRAKE LINING MATERIAL	BRAKE LINING MATERIAL DRIVE, BENDIX SPICER BX415
S	J8EA1X	BRAKE SHOE COATING DRIVE	BRAKE SHOE COATING DRIVE, BASIC
S	0LXI5X	HUBS, DRIVE AXLE	IRON PRESET PLUS DRIVE AXLE HUB WITH INTEGRATED SPINDLE NUT
S	7WXADX	REAR AXLE LUBRICANT	CHEVRON DELO GEAR LUBRICANT ESI SAE 80W-90 (APPROVED FOR MERITOR EXTENDED COMPONENT WARRANTY)
S	781116	PARKING BRAKE CHAMBER PACKAGE	FOUR CAM TYPE HALDEX GOLD SEAL PLUS
S	V1AB1X	REAR BRAKE CHAMBER SIZE	REAR BRAKE CHAMBER 30 / 30 SQ INCHES (SERVICE / EMERGENCY)
S	UKXA1X	CHAMBER STROKE LENGTH, DRIVE AXLE	BASIC LENGTH BRAKE CHAMBER STROKE

TECHNICAL SPECIFICATION *(cont.)*

REAR AXLE			DESCRIPTION
S	784009	DRUM BRAKE SLACK ADJUSTERS	HALDEX BRAKE ADJUSTER FRONT AND REAR
S	O5BD1X	FRONT BRAKE CHAMBER SIZE	FRONT BRAKE CHAMBER 24 SQUARE INCHES (SERVICE)

CHASSIS			DESCRIPTION
S	3XB3AX	DRIVER SIDE FRONT CHASSIS CONFIGURATION	LEFT HAND BATTERY BOX - 3 CAPACITY, DEF TANK MOUNTED BEHIND BATTERY BOX (VHDF)
S	3YBADX	PASSENGER SIDE FRONT CHASSIS CONFIGURATION	INTEGRATED DPF & SCR (VHDF / VAH)
S	400185	WHEELBASE	185" WHEELBASE
S	402055	OVERHANG	55" OVERHANG
S	KBXB1X	FUEL TANK SHAPE, LIQUID	26" DIA CYLINDRICAL FUEL TANK
S	J8XB1X	LIQUID FUEL TANK, LEFTHAND SIDE	75 GALLON LEFT HAND FUEL TANK
S	KEXA1X	FUEL TANK MATERIAL, LIQUID	ALUMINUM FUEL TANK MATERIAL
S	HBXB1X	FUEL TANK POSITION - DIESEL	FUEL TANK POSITION 1
S	427998	HYDRAULIC OIL TANK PACKAGE	NO HYDRAULIC OIL TANK PROVIDED
S	8NAA1X	DPF COVER	DPF COVER, PAINTED STEEL
S	U6BA1X	DEF TANK COVER	PAINTED DIESEL EXHAUST FLUID TANK COVER
S	JHXA1X	FUEL LINES	NYLON FUEL LINES
S	KHXA1X	FUEL TANK STRAPS	PAINTED STEEL FUEL TANK STRAPS
S	KFXA1X	FUEL TANK CAP	NON-LOCKING FUEL TANK CAP
S	8HAA1X	AIR TANK ARRANGEMENT	AIR TANK ARRANGEMENT, BASIC
S	U2XB1X	AIR TANKS	STEEL AIR TANKS
S	VHXE5X	AIR DRYER	WABCO AIR DRYER SS - HP WITHOUT TURBO CUT OFF VALVE WITH COALESCING FILTER
S	UWXB1X	AIR TANK DRAIN VALVE	MANUAL PULL CORD ON BRAKE SYSTEM TANKS
S	403005	FRAME RAIL PACKAGE	11.81"X3.54"X.31" STRAIGHT STEEL RAILS
S	8EXB1X	INTERMEDIATE CROSSMEMBER MATERIAL	STEEL CROSSMEMBER MATERIAL
S	OAXA1X	INTERMEDIATE CROSSMEMBER CONFIGURATION	BASIC INTERMEDIATE CROSSMEMBER
S	X6XB1X	REAR FRAME TREATMENT	TAPERED REAR CROSSMEMBER, 27 DEGREE
S	4DXE3X	FRONT BUMPER	STEEL CONSTRUCTION BUMPER-THREE PIECE
S	FRXA1X	BUMPER POSITION	BUMPER MOUNTED STANDARD POSITION
S	65XB1X	FRONT FENDER EXTENSION	NO FRONT FENDER EXTENSION PROVIDED
	Q8CB1X	CHASSIS WIRING HARNESS CASING	BASIC MAIN CHASSIS WIRING HARNESS COVERING
S	U7CFCX	LH FUEL TANK FACE LOCATION	LH FUEL TANK FRONT FACE @ XM=4325

TRANSPORT ADAPTATION			DESCRIPTION
	490313	FIFTH WHEEL PACKAGE	JOST STATIONARY LEFT HAND RELEASE
S	E5BAVX	GROUND TO 5TH WHEEL TOP HGT.	50.5" FIFTH WHEEL HEIGHT
S	6BX54X	FIFTH WHEEL REARMOST POSITION	27" BEHIND FORWARD DRIVE AXLE CENTER (-685MM)
S	LIXA1X	FIFTH WHEEL ANGLE MATERIAL	STEEL FIFTH WHEEL ANGLES
	51XC1X	HOSEHANGERS	POGO STICK
	WHXB1X	TRAILER BRAKE CONNECTION POSITION	FRAME MOUNTED TRAILER BRAKE CONNECTION
	WKXGTX	HOSE TENDER POSITION	187" (4750MM) BEHIND FRONT X MAIN
	52XB1X	TRAILER ELECTRICAL CABLE	DETACHABLE TRAILER CABLE
	5ZXA1X	TRAILER BRAKE HOSES & CABLES	15' COILED TRAILER BRAKE HOSES AND CABLE
S	WLXC1X	TRAILER BRAKE HAND CONTROL	DELETE TRAILER BRAKE HAND CONTROL

TECHNICAL SPECIFICATION *(cont.)*

TRANSPORT ADAPTATION			DESCRIPTION
S	6WXA1X	CENTER CONSOLE FOR BODY CONTROLS	MOUNTING PLATE ONLY FOR BODY CONTROLS
S	L3XA1X	BODY BUILDER ELECTRICAL PREP	ELECTRICAL PREP KIT, BASIC, FOR BODY BUILDER - DOES NOT INCLUDE BBM ECU

CALCULATED CODES - KAX			DESCRIPTION
S	9JXA1X	PROPCALC SELECTION	YES, THE ORDER MUST BE CALCULATED

CAB EXTERIOR			DESCRIPTION
S	2DX30X	CAB SUSPENSION	AIR RIDE CAB SUSPENSION WITH LATERAL DAMPENERS
S	21XA1X	AUXILIARY REAR WINDOW	STANDARD REAR WINDOW
S	D2XA1X	WIPER BLADES	WIPER BLADES
S	28XC3X	FRONT GRILLE	BLACK STATIONARY FRONT GRILLE
S	0EAC1X	AIR INTAKE GRILLE, FINISH	AIR INTAKE GRILLE, BLACK
S	3FX49X	EXTERIOR SIDE VIEW MIRRORS	BLACK AERODYNAMIC MIRRORS
S	3GXC1X	EXTERIOR MIRROR FEATURES	HEATED, POWER AXIS MIRROR, BOTH SIDES
S	LZXD1X	AIR HORN	DUAL TRUMPET MOUNTED UNDER CAB

CAB INTERIOR			DESCRIPTION
S	540088	INTERIOR TRIM PACKAGE	FLEET - VINYL PANELS WITH METAL HEX TRIM
S	1DAF1X	SEAT MFG. AND SERIES, DRIVER	NATIONAL DRIVER SEAT
S	I5DA1X	SEAT PROFILE, DRIVER	STANDARD WIDTH DRIVER SEAT
S	520101	DRIVER SEAT	X1 WREN VINYL
S	3ZXG2X	DRIVER SEAT SUPPORT	DRIVER SEAT - AIR SUSPENDED
S	I7DA1X	SEAT COMFORT, DRIVER	DRIVER SEAT - ONE AIR ADJUSTABLE LUMBAR CHAMBER
S	1GAF1X	SEAT MFG. & SERIES, PASSENGER	NATIONAL PASSENGER SEAT
S	I6DA1X	SEAT PROFILE, PASSENGER	STANDARD WIDTH PASSENGER SEAT
S	521101	PASSENGER SEAT	X1 WREN VINYL
S	34XAAX	PASSENGER SEAT SUPPORT	PASSENGER SEAT - FIXED WITH INTEGRATED STORAGE
S	0HAA1X	SEAT SUPPORT, DUST COVER	SEAT BASE DUST COVER, DRIVER SIDE
S	K7AA1X	SAFETY BELT LENGTH	STANDARD SAFETY BELT LENGTH
S	OUXA1X	SAFETY BELT DRIVER SEAT	SAFETY BELT DRIVER SEAT, BLACK
S	OXXA1X	SAFETY BELT PASSENGER SEAT	SAFETY BELT PASSENGER SEAT, BLACK
S	4AXB1X	CLIMATE UNIT	INTEGRAL AIR CONDITIONER WITH HEATER - MANUAL CONTROLS
S	31XK2X	FLOOR MATS	FRONT FLOOR INSERTS, RUBBER
S	XRXB1X	STEERING WHEEL ADJUSTMENT	STANDARD STEERING WHEEL ADJUSTMENT
S	7BAA3X	STEERING WHEEL MATERIAL	STANDARD STEERING WHEEL COVERING
S	571021	GAUGE PACKAGE	TEN GAUGE INSTRUMENT CLUSTER
S	PVXA2X	AIR RESTRICTION INDICATOR	GRADUATED ARI ON FILTER
S	N8XD1X	SPEEDOMETER GRADUATION	MPH SPEEDOMETER GRADUATION

LIGHTING			DESCRIPTION
S	P8XB9X	HEADLAMPS	LED HEADLAMPS WITH SIGNATURE DRL
S	LSXG1X	DAYTIME RUNNING LAMPS	EQUIPPED WITH DAYTIME RUNNING LIGHTS
	NEXC1X	STOP AND TAIL LIGHTS	DUAL WITH INTEGRAL BACKUP LIGHTS
	NPXA1X	TURN SIGNAL SWITCH	NON CANCELLING TURN SIGNAL SWITCH

TECHNICAL SPECIFICATION *(cont.)*

AUDIO SYSTEM			DESCRIPTION
	590030	RADIO PACKAGE	AM / FM / MP3 RADIO
	73AJ5X	RADIO ANTENNA	SINGLE RIGHT HAND MIRROR MOUNTED RADIO ANTENNA PREP KIT
S	N0XA1X	MARKER INTERRUPTER SWITCH	MARKER INTERRUPTER SWITCH
S	5CXA1X	RADIO SPEAKERS	SPEAKERS IN DASH ONLY
MISC CAB EQUIPMENT			DESCRIPTION
S	3AXB1X	DOOR LOCKS CAB	MANUAL CAB DOOR LOCKS
S	20XA1X	KEY TYPE	BASIC UNIQUE KEY
S	8BXB1X	KEY QUANTITY PER UNIT	4 KEYS PROVIDED PER UNIT
TIRES AND WHEELS FRONT			DESCRIPTION
	093303	TIRE PACKAGE FRONT	315/80R22.5L BRIDGESTONE M843 (18180 LBS. GAWR) ON/OFF ROAD USAGE (Total for QTY = 2)
S	4WCC1X	TIRE CLASSIFICATION FRONT (CA)	GHG FRONT TIRE CLASSIFICATION, LOW ROLLING RESISTANCE
S	084562	WHEEL PACKAGE FRONT	22.5X9.00 ACCURIDE STEEL POWDER COAT WHITE 286BC 5 HAND HOLES HUB PILOTED (Total for QTY = 2)
S	907002	FRONT WHEEL AND TIRE QUANTITY	TWO WHEELS AND TIRES FRONT
TIRES AND WHEELS REAR			DESCRIPTION
S	094736	TIRE PACKAGE DRIVE	11R22.5G BRIDGESTONE R268 (23360 LBS. GAWR) REGIONAL HAUL (STEER/ALL POSITION) (Total for QTY = 8)
S	4XCC1X	TIRE CLASSIFICATION REAR (CA)	GHG REAR TIRE CLASSIFICATION, LOW ROLLING RESISTANCE
S	085069	WHEEL PACKAGE DRIVE	22.5X8.25 ACCURIDE STEEL POWDER COAT WHITE 286BC 5 HAND HOLES HUB PILOTED (Total for QTY = 8)
S	908008	DRIVE WHEEL AND TIRE QUANTITY	EIGHT WHEELS AND TIRES DRIVE
MISC TIRE EQUIPMENT			DESCRIPTION
S	15XABX	TIRE INFLATION VALVE	TIRE INFLATION VALVE, STANDARD
PAINT			DESCRIPTION
S	950800	CAB PAINT SCHEME	SINGLE COLOR PAINT
S	9801T4	FIRST TRUCK COLOR	GLACIER WHITE; P3029
S	MPB980	CAB COLOR	CAB SAME AS FIRST COLOR
S	MPD980	HOOD COLOR	HOOD SAME AS FIRST COLOR
S	MPE980	COWL COLOR	COWL SAME AS FIRST COLOR
	987998	BUMPER COLOR	UNPAINTED BUMPER / POWDER COAT / NO BUMPER COLOR PROVIDED
	996998	SUN VISOR COLOR	NO SUN VISOR COLOR PROVIDED
S	9861U1	CHASSIS COLOR	BLACK P3036
S	988401	DISC WHEEL OR RIM COLOR	STEEL DISC WHEELS - PREPAINTED WHITE, POWDER - COAT, ALUMINUM OR STYLIZED DISC - UNPAINTED
BUSINESS SERVICES			DESCRIPTION
S	9LAA1X	PRE-DELIVERY INSPECTION	PRE-DELIVERY INSPECTION, BASIC
OUTSIDE MODIFICATION PLANNING			DESCRIPTION
S	615998	FONTAINE IN-SERVICE PLANNING CODE	NO FONTAINE IN-SERVICE PLANNING CODE
S	618998	FONTAINE AUXILIARY AXLE INSTALL CODE	NO FONTAINE AUXILIARY INSTALL

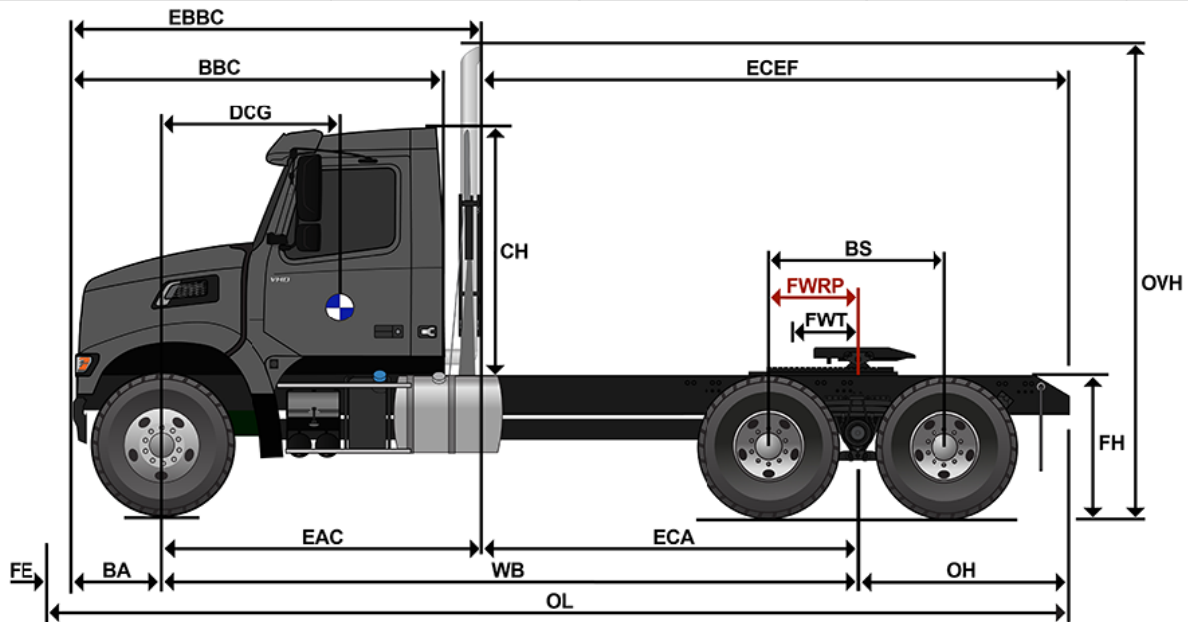
TECHNICAL SPECIFICATION *(cont.)*

OUTSIDE MODIFICATION PLANNING			DESCRIPTION
S	609998	FONTAINE LEAD TIME CODE	NO FONTAINE LEAD TIME

BASE WARRANTY AND PURCHASED COVERAGES			DESCRIPTION
S	899302	WARRANTY TYPE	HEAVY_DUTY_STANDARD_BASE_COVERAGE 12_MONTHS / 100,000_MILES
S	896900	VOLVO D11/D13 ENGINE EXTENDED COVERAGE	VOLVO D11/D13 BASE ENGINE COVERAGE - 24MTHS/250K MILES
	M8309T	EMISSION - SURCHARGE	EPA (ONLY) FOR VOLVO 11L / 13L DIESEL
S	M99998	CUSTOM/BUNDLED PURCHASE COVERAGE OPTIONS	NO CUSTOM/BUNDLED PURCHASE COVERAGE OPTIONS PROVIDED
S	875001	VEHICLE EMISSIONS COMPONENTS COVERAGE	US & CANADA VOLVO ENGINE EQUIPPED VEHICLE EMISSIONS COMPONENTS COVERAGE_60 MONTHS/100K_MILES
	880009	TRANSMISSION COVERAGE	36 MTHS: EATON FULLER STANDARD DUTY WARRANTY FOR ALL MANUAL AND AUTOMATED TRANSMISSIONS, ANY TORQUES
S	685998	CLUTCH COVERAGE	NO CLUTCH COVERAGE PROVIDED
S	888900	ADDITIONAL EXTENDED CHASSIS TOWING COVERAGE	BASE CHASSIS TOWING COVERAGE, 90 DAY/5000 MILE/8050 KILOMETER
S	874900	ADDITIONAL EXTENDED ENGINE TOWING COVERAGE	BASE VOLVO ENGINE TOWING COVERAGE, 24 MO/250K MILE
S	959998	NEW PAINT DEVELOPMENT FEE	NO NEW PAINT DEVELOPMENT FEE
S	866011	REMOTE DIAGNOSTICS BUNDLE	REMOTE DIAGNOSTICS WITH REMOTE PROGRAMMING - 24 MONTHS
S	867001	UPTIME CENTER BUNDLE	ASIST AND VOLVO ACTION SERVICE - 24 MONTHS
S	862010	PREPAID API	WITHOUT PREPAID API

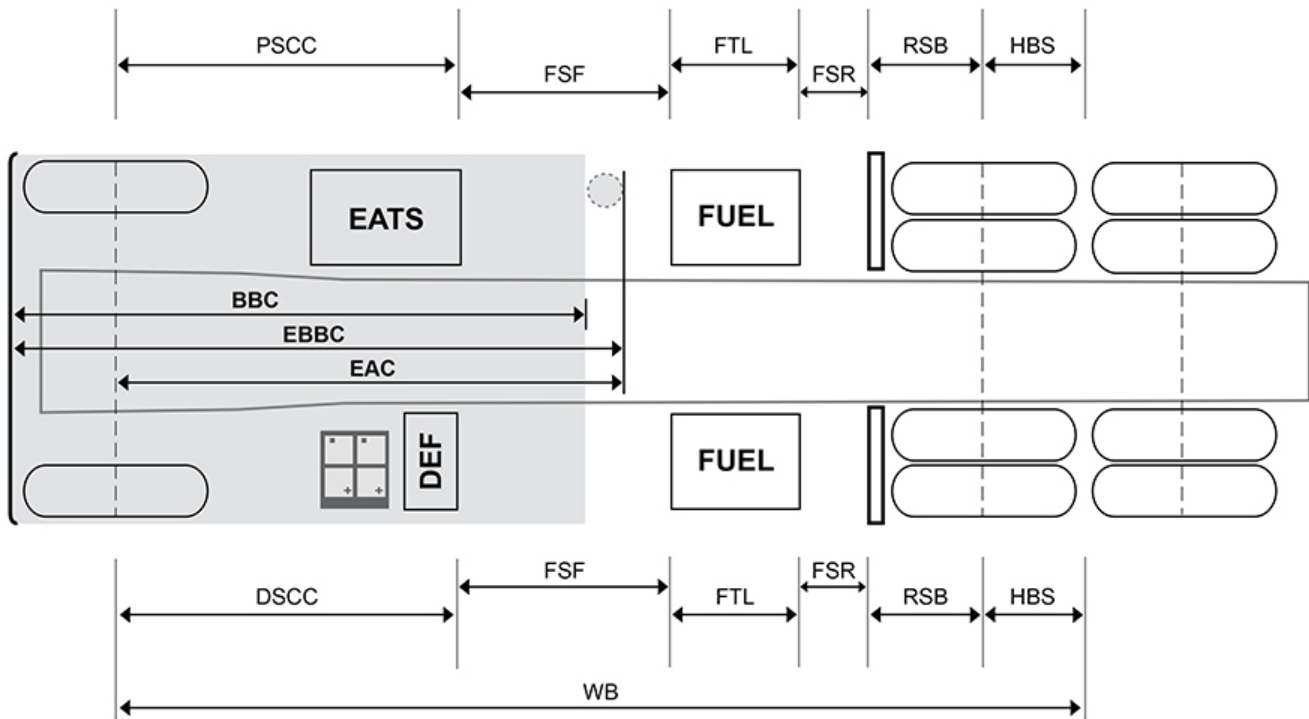
VEHICLE SPECIFICATION/CALCULATED PERFORMANCE SUMMARY

Description	Sales Code	Dwg Ref	Length	UOM
Front Frame Extension	N/A	FE	0.0	INCHES
Bumper to Front Axle	N/A	BA	29.1	INCHES
Wheelbase	N/A	WB	184.9	INCHES
Rear Overhang	N/A	OH	55.5	INCHES
Overall Length	N/A	OL	269.5	INCHES
Bumper to Back of Cab	N/A	BBC	113.6	INCHES
Eff. Bumper to Back of Cab	N/A	EBBC	121.6	INCHES
Eff. Cab to Rear Axle	N/A	ECA	92.4	INCHES
Eff. Front Axle to Back of Cab	N/A	EAC	92.5	INCHES
Eff. Cab to End of Frame	N/A	ECEF	147.9	INCHES
Unladen 5th Wheel Height	E5BAVX	5W	50.5	INCHES
Unladen Frame Height	N/A	FH	42.4	INCHES
Cab Height	N/A	CH	74.3	INCHES
Overall Height	N/A	OVH	149.8	INCHES
Driver CG	N/A	DCG	64.5	INCHES
Second Front Axle Spacing		SFAS	0.0	INCHES



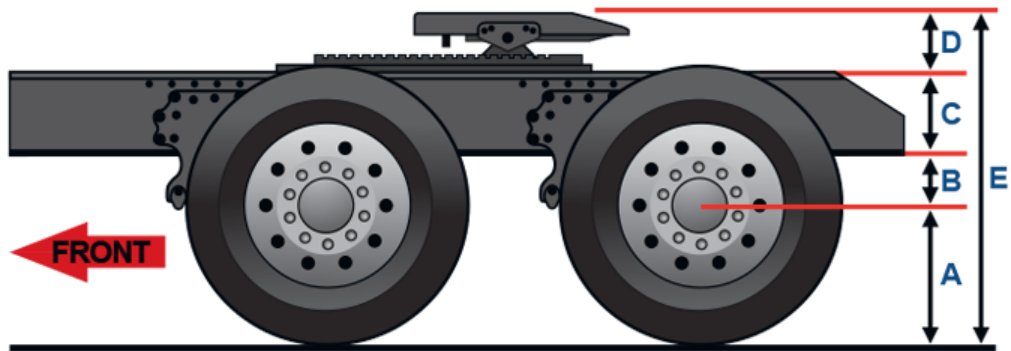
VEHICLE SPECIFICATION/CALCULATED PERFORMANCE SUMMARY

Description	Sales Code	Dwg Ref	Left Value(in)	Right Value(in)
Wheelbase	N/A	WB	184.9	184.9
Eff. Front Axle to Back of Cab	N/A	EAC	92.5	92.5
75 GALLON LEFT HAND FUEL TANK / NO RIGHT HAND DIESEL TANK PROVIDED	J8XB1X / J9XK1X	FTL	36.0	0.0
Bumper to Back of Cab	N/A	BBC	113.6	113.6
Eff. Bumper to Back of Cab	N/A	EBBC	121.6	121.6
LEFT HAND BATTERY BOX - 3 CAPACITY, DEF TANK MOUNTED BEHIND BATTERY BOX (VHDF)	3XB3AX	DSCC	75.0	N/A
INTEGRATED DPF & SCR (VHDF / VAH)	3YBADX	PSCC	N/A	85.4
Frame Space Front	N/A	FSF	1.6	0.0
Frame Space Rear	N/A	FSR	16.3	43.4
40,000 LB VOLVO T-RIDE (2-LEAF FIRM RIDE) 54" SPACING	350377	RSB	29.0	29.0
HBS	GWXDGX	HBS	27.0	27.0



Top View image is intended for illustration purposes only and is not presented to scale. Wheelbase, Axle Spacing and After frame are not shown as specified, but are a representation. Customer Adaptation (CA) options and relocated components are not represented in these images. Most CA options impact the variation of the image, thus an image may not populate. Calculations are approximate to a tolerance of ± 4 inches due to component mounting variation. Certain chassis component options are NOT represented in the Top View image, such as, but not exclusive to, Front Frame Extensions, Fuel Water Separators, Air Dryers, PTOs, Fifth Wheels, Chassis Fairings, Toolboxes, Trailer Connections. For further information on these items and their respective locations on your specification, please refer to the data sheets associated with those items in the configurator.

VEHICLE SPECIFICATION/CALCULATED PERFORMANCE SUMMARY					
			Rear		
Description	Sales Code	Dwg Ref	Unladen	Laden	UOM
Requested Fifth Wheel Height	E5BAVX		50.5	50.5	INCHES
Tire Radius	094736	A	20.8	19.3	INCHES
Suspension Height	350377	B	9.8	9.4	INCHES
Frame Depth	403005	C	11.8	11.8	INCHES
Closest Available Fifth Wheel Leg Height	N/A	D	8.9	8.9	INCHES
Total Height	N/A	E	51.3	49.4	INCHES



VEHICLE SPECIFICATION/CALCULATED PERFORMANCE SUMMARY				
Sub-Category	Sales Code	Sales Code Description	Value	UOM
Front Axle	370403	VOLVO VF14 14,600 LB FRONT SPRINGS	14600	LB
Front Suspension	370403	VOLVO VF14 14,600 LB FRONT SPRINGS	14600	LB
Front Tires	093303	315/80R22.5L BRIDGESTONE M843 (18180 LBS. GAWR) ON/OFF ROAD USAGE	18180	LB
Front Wheels	084562	22.5X9.00 ACCURIDE STEEL POWDER COAT WHITE 286BC 5 HAND HOLES HUB PILOTED	20000	LB
Front GAWR			14600	LB
Rear Axle	330684	MERITOR MT-40-14X4D HYPOID (HEAVY DUTY HOUSING) 40,000 LB CAPACITY	40000	LB
Rear Suspension	350377	40,000 LB VOLVO T-RIDE (2-LEAF FIRM RIDE) 54" SPACING	40000	LB
Rear Tires	094736	11R22.5G BRIDGESTONE R268 (23360 LBS. GAWR) REGIONAL HAUL (STEER/ALL POSITION)	46720	LB
Rear Wheels	085069	22.5X8.25 ACCURIDE STEEL POWDER COAT WHITE 286BC 5 HAND HOLES HUB PILOTED	59200	LB
Rear GAWR			40000	LB
Tractor GVWR			54600	LB
Gross Combination Weight Rating			80000	LB
Tax Value GVWR (USA FET Only)			54600	LB



Volvo Trucks

www.volvotrucks.us | www.volvotrucks.ca