

CUSTOMER PROPOSAL

**PREPARED FOR**

NORTH CAROLINA SHERIFF ASSOCIA
323 W Jones St
RALEIGH
NC 27603-1365

DATE

3/4/2022

PREPARED BY

SHEALY TRUCK CENTER OF THE PIEDMONT,
INC
331 MIDPOINT BLVD
DUNCAN
SC 29334

QUOTE INFORMATION

SHEA2022000094C697
MD6 42R
Qty: 1



SHEALY TRUCK CENTER
"Quality Without Compromise"



TECHNICAL SPECIFICATION

MD6 42R



APPLICATION PACKAGES			DESCRIPTION
S	GSXC1X	CHASSIS HEIGHT	DOCK HEIGHT

CUSTOMER/VEHICLE INFO			DESCRIPTION
S	002GH2	CHASSIS (BASE MODEL)	MD642 - 42R MEDIUM DUTY, CLASS 6 w/ 6.7L, (MAX 25,995lbs GVWR)
S	99XE1X	ASSEMBLY PLANT	FACTORY USA (RV, MACK)
	0051P5	VEHICLE USE & BODY/TRAILER TYPE	DRY VAN, PICK UP & DELIVERY TRUCK
	0341A2	VEHICLE VOCATION	PICKUP & DELIVERY / SHORT HAUL SERVICE
S	MP2001	CUSTOMER FLEET SIZE	DEALER FLEET WITH LESS THAN 25 VEHICLES IN OWN FLEET OF ANY VEHICLE BRAND
S	013001	TYPE OF SERVICE	COMMERCIAL
S	M98018	WARRANTY REGISTRATION LOCATION	US - WARRANTY REGISTRATION LOCATION
	MBT05T	EMISSION WARRANTY CERTIFICATION	EPA (only) Cummins Diesel
S	5050B5	INITIAL REGISTRATION LOCATION	USA REGISTRATION
S	534014	LANGUAGE-PUBS/DECAL/SIGNS	ENGLISH
S	032A99	TERRAIN GRADE	CITY, STARTING GRADES<6%
S	033A20	LOADING SURFACE	ASPHALT LOADING AND / OR UNLOADING SURFACE

ENGINE & TRANSMISSION			DESCRIPTION
S	1003G0	ENGINE / MOTOR	ISB6.7-220 D CUMMINS 220HP @ 2600RPM (GOV) 600 LB-FT, US21
S	1361V6	TRANSMISSION	2500 HS 6 SP-ALLISON HIGHWAY SERIES GEN 6 (WITHOUT PTO PROVISIONS)
S	E7EA1X	FUELSENSE CALIBRATION	ALLISON FUELSENSE, NEUTRAL AT STOP
S	B1EC1X	TRANSM AUTO NEUTRAL ON P-BRAKE	AUTO NEUTRAL SINGLE INPUT WITH SHIFT SELECTOR OVERRIDE

ENGINE & TRANSMISSION EQUIPMENT			DESCRIPTION
	HTXB2X	ENGINE BRAKE TYPE	ENGINE BRAKE
	JDXA1X	CRUISE CONTROL	CRUISE CONTROL
S	132AB9	ALTERNATOR	DELCO 12V 160A (28SI) BRUSH-TYPE
S	NCXD1X	STARTER MOTOR	12 VOLT MELCO STARTER (MITSUBISHI ELECTRIC)
S	5NXZ1X	ENGINE BLOCK HEATER	WITHOUT ENGINE BLOCK HEATER
S	TYXZ1X	POWER TAKE OFF CONTROL	WITHOUT POWER TAKE OFF CONTROL

AXLE & SUSPENSION			DESCRIPTION
S	2400R0	FRONT AXLE	10,000LB MERITOR MFS+ 4500 KG
S	2440B4	SPRINGS - FRONT	MACK TAPERLEAF 10000# (4500 KG) GROUND LOAD RATING
S	2410A1	FRONT AXLE BRAKES	MERITOR "S" CAM TYPE 16.5" x 5" Q+
S	2520I2	REAR AXLE - SINGLE	17000# (7711 kg) MERITOR MS-17-13X, (W/O DIFF LOCK) CASING 9.5mm
S	260AP0	REAR SUSPENSION - SINGLE	17500# (7711kg) MULTILEAF
	ZAX99X	SUSPENSION LEVELLING DEVICE (CA in PC29 only)	WITHOUT SUSPENSION LEVELLING DEVICE
S	253AA4	BRAKES - REAR	MERITOR "S" CAM 16.5"x7" Q+
S	TAXNFX	REAR AXLE RATIO	RATIO 5.57, REAR AXLE

CHASSIS EQUIPMENT			DESCRIPTION
S	9KAB1X	IDLE EMISSION CERTIFICATION	IDLE EMISSION CERTIFICATION, CARB 08
S	DPF05F	DPF DIESEL PARTICULATE FILTER	CUMMINS SINGLE MODULE E.A.T.S. RH SIDE UNDER CAB US17 (7L up to 270HP only!!)

TECHNICAL SPECIFICATION *(cont.)*



CHASSIS EQUIPMENT			DESCRIPTION
S	130AA9	EXHAUST	UNDERFRAME RIGHT SIDE INBOARD MOUNTED
S	L3XN3X	BODY BUILDER MODULE	EL PREP KIT, TMC RP1404 EL. INTERFACE NO BODYBUILDER MODULE

FRAME EQUIPMENT & FUEL TANKS			DESCRIPTION
	271150	WHEELBASE	150" Wheelbase (87" CA) 50" After-frame
S	274184	FRAME RAILS	STEEL - 260MM X 70MM X 7MM -- (10.24" X 2.75" X 0.275"); RBM 1,370,000 LB-IN
S	JVXBAX	PRIMARY FUEL FILTER	FUEL FILTER & WATER SEPARATOR
S	288AC2	FUEL TANK - LH	50 GALLON (190 L) 22" ALUMINUM ROUND

CAB INTERIOR			DESCRIPTION
S	198048	GAUGES - UNIT OF MEASURE	U.S. UNITS (PREDOMINANT)
S	5RXZ1X	BACK-UP ALARM	WITHOUT BACK-UP ALARM
S	PVXA2X	AIR RESTRICTION INDICATOR	MECHANICAL, GRADUATED, ON FILTER
S	LSXH1X	DAYTIME RUNNING LIGHTS	DRL WHEN ENGINE RUNNING & PARK BRAKE OFF
S	40XAKX	FIRE EXTINGUISHER	HAND FIRE EXTINGUISHER 1.1 KG (2.5LB) ENGLISH DECAL, ABC
S	F8XAVX	AUDIO SYSTEM	RADIO, AM/FM, MP3, WEATHER BAND
S	5EAA1X	AUDIO INTEGRAT. PHONE HANDSFRE	AUDIO INTEGRATED HANDSFREE PHONE, BLUETOOTH
S	5FAA1X	AUDIO COMMUNICATION CONNECTOR	AUDIO COMMUNICATION CONNECTOR, USB AUDIO
S	D6XS1X	COMMUNICATION EQUIPMENT	FACTORY INSTALLED GEOTAB FLEET MANAGEMENT SYSTEM
S	3ZXG2X	DRIVER SEAT	MACK DRIVERS SEAT, AIR SUSPENDED
S	U3CA1X	DRIVERS SEAT UPHOLSTERY	DRIVERS SEAT UPHOLSTERY, VINYL
S	34XB1X	PASSENGER SEAT	FIXED PASSENGER SEAT
S	U4CA1X	PASSENGERS SEAT UPHOLSTRY	PASSENGERS SEAT UPHOLSTERY, VINYL
S	592052	SEAT BELT(S)	ALL SEAT BELTS, BLACK

CAB EXTERIOR			DESCRIPTION
S	6MEB4X	HOOD RADIATOR GRILLE, FINISH	HOOD RADIATOR GRILLE FINISH, MATTE BLACK
S	W9EAFX	FRONT BUMPER FINISH	FRONT BUMPER FINISH PAINTED GLOSS BLACK
S	1520H2	MIRRORS - EXTERIOR	STANDARD MANUAL MIRROR BOTH SIDES, BLACK (Anthem mirror)

WHEELS & TIRES			DESCRIPTION
S	900AS0	TIRES BRAND/TYPER - FRONT	11R22.5 G BRIDGESTONE R268 ECOPIA (12350 lbs) (Total for QTY = 2)
S	5310Y1	WHEELS - FRONT	22.5x8.25 ACCURIDE, POWDER COATED WHITE STEEL DISC (Total for QTY = 2)
	FWT002	FRONT AXLE TIRE & WHEEL QUANTITY	TWO FRONT TIRES & WHEELS
S	901AX1	TIRES BRAND/TYPER - REAR	11R22.5 G BRIDGESTONE R268 ECOPIA (23360 lbs) (ALL POSITION) (Total for QTY = 4)
S	346176	WHEELS - REAR	22.5x8.25 ACCURIDE, POWDER COATED WHITE STEEL DISC (Total for QTY = 4)
	RWT004	REAR AXLE TIRE & WHEEL QUANTITY	FOUR REAR AXLE TIRES & WHEELS

PAINT			DESCRIPTION
S	944CQ2	PAINT COLOR - FIRST COLOR	GLACIER WHITE; P3029

BASE WARRANTY & PURCHASED COVERAGES			DESCRIPTION
S	M58038	ENGINE TOWING WARRANTY	CUMMINS ENGINES (Contact Cummins for Standard Warranty and Extended Coverage Details)
S	M70100	MACK ONECALL BUNDLE	12 MONTH - ASIST AND MACK ONECALL

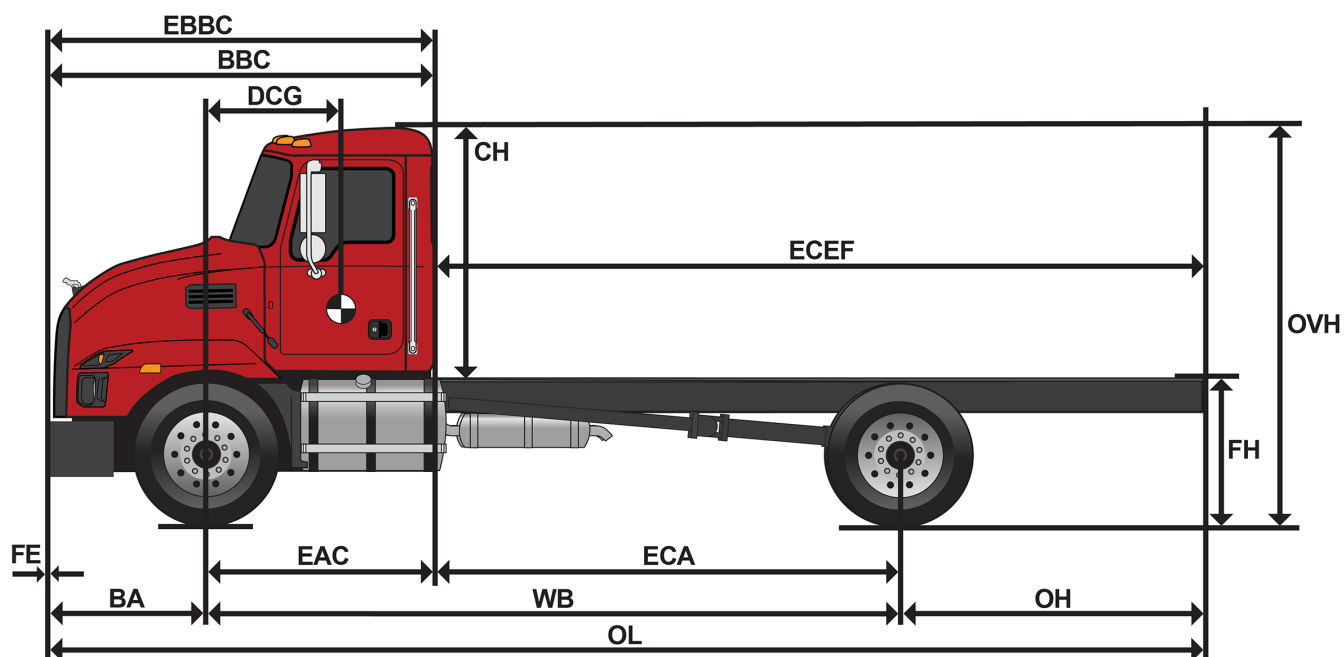
TECHNICAL SPECIFICATION *(cont.)*



BASE WARRANTY & PURCHASED COVERAGES			DESCRIPTION
S	898002	VEHICLE WARRANTY TYPE	NORMAL DUTY WARRANTY CLASSIFICATION
S	M50AQ7	BASIC CHASSIS COVERAGE	CHASSIS PLAN 24 MO/UNLIMITED MI NORMAL DUTY PROTECTION PLAN
S	M51I02	ENGINE WARRANTY	CUMMINS ENGINES B6.7 (Contact Cummins for Standard Warranty and Extended Coverage Details)
S	M52032	EMISSION COMPONENT COVERAGE	CUMMINS ENGINES (Contact Cummins for Standard Warranty and Extended Coverage Details)
S	M540B4	TRANSMISSION WARRANTY	ALLISON TRANSMISSIONS (Contact Allison Transmission for standard warranty and extended coverage data)
S	M560V6	AIR CONDITIONING WARRANTY	AIR CONDITIONING STANDARD COVERAGE (Sealed System Only) 24 MONTHS UNLIMITED MILEAGE
S	M57028	CHASSIS TOWING WARRANTY	STANDARD CHASSIS TOWING 90 DAYS OR 5,000 MILES
S	M680F5	PARTNERED SERVICES	GEOTAB FOR MACK TRUCKS - 12 MONTH

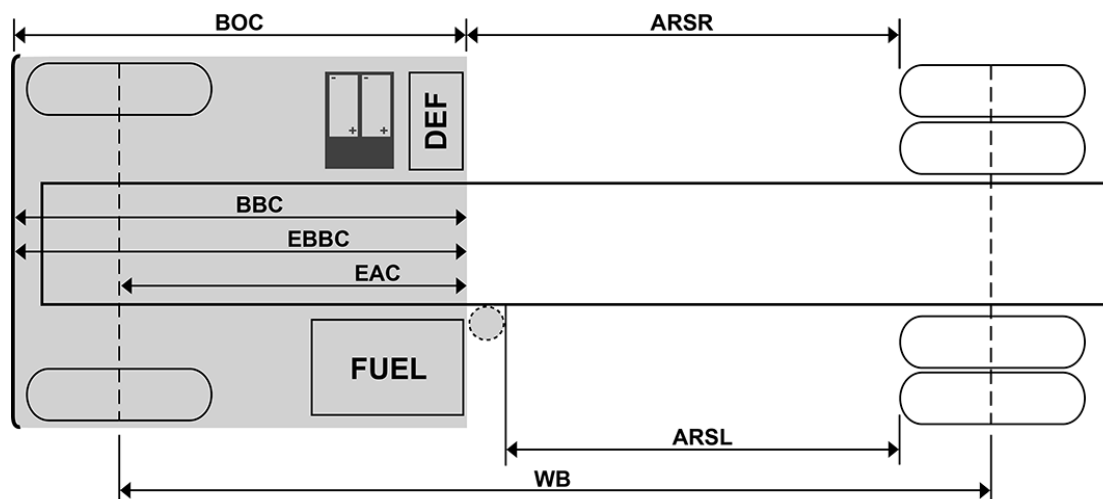
VEHICLE SPECIFICATION/CALCULATED PERFORMANCE SUMMARY

Description	Sales Code	Dwg Ref	Length	UOM
Front Frame Extension	N/A	FE	0.0	INCHES
Bumper to Front Axle	N/A	BA	40.0	INCHES
Wheelbase	N/A	WB	150.2	INCHES
Rear Overhang	N/A	OH	50.0	INCHES
Overall Length	N/A	OL	240.2	INCHES
Bumper to Back of Cab	N/A	BBC	103.0	INCHES
Eff. Bumper to Back of Cab	N/A	EBBC	103.0	INCHES
Eff. Cab to Rear Axle	N/A	ECA	87.2	INCHES
Eff. Front Axle to Back of Cab	N/A	EAC	63.0	INCHES
Eff. Cab to End of Frame	N/A	ECEF	137.2	INCHES
Unladen 5th Wheel Height	001AA3	5W	0.0	INCHES
Unladen Frame Height	N/A	FH	40.5	INCHES
Cab Height	N/A	CH	69.1	INCHES
Overall Height	N/A	OVH	109.6	INCHES
Driver CG	N/A	DCG	59.1	INCHES
Second Front Axle Spacing	001AA3	SFAS	0.0	INCHES



VEHICLE SPECIFICATION/CALCULATED PERFORMANCE SUMMARY

Description	Sales Code	Dwg Ref	Left Value(in)	Right Value(in)
Wheelbase	N/A	WB	150.2	150.2
Available Rail Space Right	N/A	ARSR	N/A	68.5
Available Rail Space Left	N/A	ARSL	58.4	N/A
Eff. Front Axle to Back of Cab	N/A	REF	63.0	63.0
Front Axle To Fender	001AA3	N/A	30.0	30.0
Battery Box	001AA3	N/A	0.0	25.0
50 GALLON (190 L) 22" ALUMINUM ROUND / TRUCK	288AC2 / 001AA3	N/A	41.0	0.0
Ad-Blue Tank	001AA3	N/A	0.0	6.0
Drive Tire Radius	901AX1	N/A	20.7	20.7



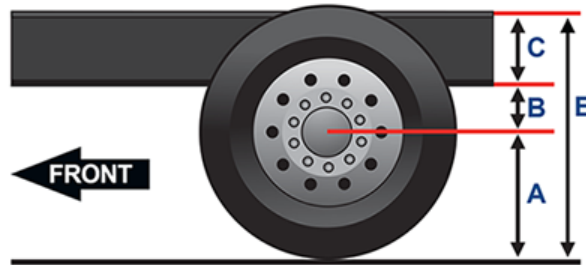
Top View image is intended for illustration purposes only and is not presented to scale. Wheelbase, Axle Spacing and After frame are not shown as specified, but are a representation. Customer Adaptation (CA) options and relocated components are not represented in these images. Most CA options impact the variation of the image, thus an image may not populate. Calculations are approximate to a tolerance of ± 4 inches due to component mounting variation. Certain chassis component options are NOT represented in the Top View image, such as, but not exclusive to, Front Frame Extensions, Fuel Water Separators, Air Dryers, PTOs, Fifth Wheels, Chassis Fairings, Toolboxes, Trailer Connections. For further information on these items and their respective locations on your specification, please refer to the data sheets associated with those items in the configurator.

Inputs Required	Inputs	UOM
Trailer Width	102.0	INCHES
Corner Radius	6.0	INCHES
Landing Gear Location	120.0	INCHES
Trailer Dip Clearance	3.0	INCHES
Kingpin Location from front of Trailer	36.0	INCHES

VEHICLE SPECIFICATION SUMMARY			
	Length	UOM	Sales Code
Wheelbase	150.2	INCHES	N/A
BOC Exhaust Space	0.0	INCHES	130AA9
Fifth Wheel Rearmost Position	0.0	INCHES	
Fifth Wheel Travel	0.0	INCHES	
Rear Overhang	50.0	INCHES	N/A

CALCULATED PERFORMANCE SUMMARY						
			Fifth Wheel Settings			
	Sales Code	Dwg Ref	Forwardmost		Rearmost	
Trailer Swing Clearance	N/A	A	24.2	INCHES	24.2	INCHES
Trailer Swing Radius	N/A	B	60.0	INCHES	60.0	INCHES
Fifth Wheel Setting	N/A	C	0.0	INCHES	0.0	INCHES
Landing Gear Radius	N/A	D	71.2	INCHES	71.2	INCHES
Landing Gear Clearance	N/A	E	12.7	INCHES	12.7	INCHES
Cab/Trailer Gap (when straight ahead) - from rear edge of cab side fairings	N/A	F	51.2	INCHES	51.2	INCHES
Cab/Trailer Gap (when straight ahead) - from back wall of cab	N/A	G	51.2	INCHES	51.2	INCHES
Cab/Trailer Gap (when turned 90 degrees) - from rear edge of cab side fairings	N/A	H	36.2	INCHES	36.2	INCHES

VEHICLE SPECIFICATION/CALCULATED PERFORMANCE SUMMARY					
			Rear		
Description	Sales Code	Dwg Ref	Unladen	Laden	UOM
Requested Fifth Wheel Height	001AA3		0.0	0.0	INCHES
Tire Radius	901AX1	A	20.7	19.3	INCHES
Suspension Height	260AP0	B	9.5	8.0	INCHES
Frame Depth	YBXD1X	C	10.2	10.2	INCHES
Closest Available Fifth Wheel Leg Height	N/A	D	0.0	0.0	INCHES
Total Height	N/A	E	40.5	37.5	INCHES





VEHICLE SPECIFICATION/CALCULATED PERFORMANCE SUMMARY				
Sub-Category	Sales Code	Sales Code Description	Value	UOM
Front Axle	2400R0	10,000LB MERITOR MFS+ 4500 KG	10000	LB
Front Suspension	2440B4	MACK TAPERLEAF 10000# (4500 KG) GROUND LOAD RATING	10000	LB
Front Tires	900AS0	11R22.5 G BRIDGESTONE R268 ECOPIA (12350 lbs)	12351	LB
Front Wheels	5310Y1	22.5x8.25 ACCURIDE, POWDER COATED WHITE STEEL DISC	14800	LB
Front GAWR			10000	LB
Rear Axle	2520I2	17000# (7711 kg) MERITOR MS-17-13X, (W/O DIFF LOCK) CASING 9.5mm	17000	LB
Rear Suspension	260AP0	17500# (7711kg) MULTILEAF	17000	LB
Rear Tires	901AX1	11R22.5 G BRIDGESTONE R268 ECOPIA (23360 lbs) (ALL POSITION)	23369	LB
Rear Wheels	346176	22.5x8.25 ACCURIDE, POWDER COATED WHITE STEEL DISC	29600	LB
Rear GAWR			17000	LB
Truck GVWR			25995	LB
Gross Combination Weight Rating			0	LB
Tax Value GVWR (USA FET Only)			27000	LB



Mack Trucks
www.macktrucks.com