

# CUSTOMER PROPOSAL



**PREPARED FOR**

NORTH CAROLINA SHERIFF ASSOCIA  
323 W Jones St  
RALEIGH  
NC 27603-1365

**DATE**

3/17/2022

**PREPARED BY**

SHEALY TRUCK CENTER OF THE PIEDMONT,  
INC  
331 MIDPOINT BLVD  
DUNCAN  
SC 29334

**QUOTE INFORMATION**

SHEA2022000090C697  
TERRAPRO 42R  
Qty: 1



**SHEALY TRUCK CENTER**  
"Quality Without Compromise"



# TECHNICAL SPECIFICATION

## TERRAPRO 42R



APPLICATION PACKAGES		DESCRIPTION
MPK21K	CHASSIS CONFIGURATION PACKAGE	LH Battery Box, 6.6 Gallon (25L) RH DEF, Single RH Fuel Tank, Vertical BOC DPF/SCR

CUSTOMER/VEHICLE INFO			DESCRIPTION
S	0029X2	CHASSIS (BASE MODEL)	TERRAPRO 42R DAYCAB
S	MP2001	CUSTOMER FLEET SIZE	DEALER FLEET WITH LESS THAN 25 VEHICLES IN OWN FLEET OF ANY VEHICLE BRAND
S	013001	TYPE OF SERVICE	COMMERCIAL
S	M98018	WARRANTY REGISTRATION LOCATION	USA - WARRANTY REGISTRATION LOCATION
	MBT01T	EMISSION WARRANTY CERTIFICATION	EPA (only) for Mack MP7 / MP8 Diesel
S	5050B5	INITIAL REGISTRATION LOCATION	USA REGISTRATION
S	534014	LANGUAGE-PUBS/DECAL/SIGNS	ENGLISH
S	APPAA3	VEHICLE APPLICATION CLASS	CLASS B HIGHWAY-INNER CITY
	0050V5	VEHICLE USE & BODY/TRAILER TYPE	REFUSE REAR LOADER TRUCK
S	032A39	TERRAIN GRADE	NORMAL HIGHWAY, STARTING GRADES<12%
S	033A10	LOADING SURFACE	CONCRETE LOADING AND / OR UNLOADING SURFACE
	0342A4	VEHICLE VOCATION	REFUSE / LANDFILL OPERATION

ENGINE/TRANSMISSIONS		DESCRIPTION
S	1000T0	ENGINE PACKAGE, COMBUSTION
	136AX6	TRANSMISSION
		MP7-325M MACK 325HP @ 1400-1900 RPM (PEAK) 2100 RPM (GOV) 1260 LB-FT, US'17 3000 RDS 6-SP ALLISON GEN5 W/PROGNOSTICS, WITH PTO PROVISION

EXHAUST/EMISSIONS		DESCRIPTION
	CIRAA2	CARB 2008 IDLE REGULATION
S	DF1041	DIESEL EXHAUST FLUID TANK
S	130AC7	EXHAUST
S	W4BC1X	REGENERAT CONTROL SWITCH, DPF (CA in PC28 only)
	78ADAX	EMISSION ON BOARD DIAG CONTROL
		IDLE EMISSION CERTIFICATION, BASIC 6.6 GALLON (25 L) 22" RIGHT SIDE FRAME MOUNTED INDICATOR ON FILTER SINGLE VERTICAL RIGHT SIDE OUTBOARD MOUNTED STRAIGHT EXH STACK PLAIN END, SIDE OUTLET DIFFUSER NO INHIBIT DPF REGENERATION SWITCH EMISSION OBD, DISPLAY ONLY, USA2022

ENGINE EQUIPMENT		DESCRIPTION
S	1250C5	AIR CLEANER
S	113093	AIR COMPRESSOR/DRYER
S	KOXA1X	AIR DRYER POSITION (CA)
S	132AB9	ALTERNATOR
S	316AA6	BATTERIES
S	393AD9	BATTERY BOX - MOUNTING (x)
S	L5XA1X	BATTERY BOX COVER
S	NCXA5X	STARTER MOTOR
S	118AB8	FAN DRIVE
S	119AI9	COOLANT PROTECTION
S	508018	COOLING PERFORMANCE
	H9XN1X	RADIATOR TYPE
S	124AA2	HOSES - RADIATOR/HEATER
S	293043	FUEL-WATER SEPARATOR
		13" SINGLE ELEMENT, DRY TYPE W/SNORKEL BEHIND CAB, AIR RESTRICTION INDICATOR ON FILTER WABCO 1800P AIR DRYER W/O TURBO CUT OFF VALVE, W/ WABCO 636 (37.4 CFM) AIR COMPRESSOR AIR DRYER POSITION STANDARD DELCO 12V 160A (28SI) BRUSH-TYPE (3) MACK 12V 650/1950 CCA THREADED STUD TYPE PERPENDICULAR TO FRAME 11" FROM NTOF (3 BATTERY MAX) MOLDED PLASTIC 12 VOLT DELCO 39MT-MXT BEHR FAN AND ELECTRONIC MODULATING VISCOUS FAN DRIVE ETHYLENE GLYCOL FULLY FORMULATED COOLANT (50/50 MIX DYED PINK) TO - 34DEG, W/ FILTER W/O AUXILIARY COOLING EXTRA NARROW RADIATOR WITH LENGTH 1 (60 DM2) SILICONE RADIATOR AND HEATER HOSES MACK W/MANUAL DRAIN VALVE W/ HOT RECIRCULATION (INTEGRAL W/ PRIMARY FUEL FILTER)

# TECHNICAL SPECIFICATION *(cont.)*



ENGINE EQUIPMENT			DESCRIPTION
S	QHXC1X	OIL SUMP	OIL PAN
S	MCA00A	ENGINE HEATERS	NO COLD WEATHER STARTING AIDS PROVIDED

CLUTCH/TRANS EQUIPMENT			DESCRIPTION
S	MCB05B	CLUTCH ACTUATION SYSTEM & PEDAL PAD	WITHOUT CLUTCH CABLE SYSTEM
	195AB1	DRIVELINE - MAIN	SPICER 1710 HD W/COATED SPLINES (PROPS-S)
S	76AA1X	PROPELLR SHAFT MAIN, UNVSL JNT	UNIVERSAL JOINT HALF-ROUND TYPE
S	7RXAEX	LUBRICANTS, TRANSMISSION	TRANSYND SYNTHETIC LUBE FOR ALLISON TRANS
S	139AA7	TRANSMISSION OIL COOLER	ALLISON TRANSMISSION W/DIRECT MOUNT COOLER

FRONT AXLE EQUIPMENT			DESCRIPTION
	240AA7	FRONT AXLE	14600# (6600 KG) MACK FXL14.6 STRAIGHT SPINDLE/UNITIZED BEARINGS
	244AC7	SPRINGS - FRONT	MACK MULTILEAF 14600# (6600 KG) GROUND LOAD RATING, EQUAL BIAS
	2410A1	FRONT AXLE BRAKES	MERITOR "S" CAM TYPE 16.5" x 5" Q+
S	U0AA1X	FRONT BRAKE ADJ. MANUFACTURE	HALDEX - AUTOMATIC
S	V7AD1X	FRONT BRAKE CHAMBER MFG.	FRONT BRAKE CHAMBER MANUFACTURER, MGM
S	0KXA1X	HUB MATERIAL, FRONT	FERROUS
S	1KAA1X	SHOCK ABSORBER, FRONT	DOUBLE ACTING TYPE
	245AA7	STEERING	SHEPPARD M100P POWER
S	K9AZ1X	POWER STEERING, COOLER	WITHOUT POWER STEERING, COOLER

REAR AXLE EQUIPMENT			DESCRIPTION
S	252AA5	REAR AXLE - SINGLE	23000# (10400kg) MACK RA23R DOUBLE REDUCTION
S	018AA4	CARRIER - REAR AXLE	CRD151 (USED W/ MACK SINGLE AXLES)
	TAXAVX	REAR AXLE RATIO	3.79 RATIO
S	260AK0	REAR SUSPENSION - SINGLE	23000# (10432kg) MULTILEAF
S	253AA4	BRAKES - REAR	MERITOR "S" CAM 16.5"x7" Q+
S	U4XA1X	BRAKE, DRIVE, REAR	CAST IRON
S	U1AA1X	REAR BRAKE ADJ MANUFACTURE	HALDEX - AUTOMATIC
	V1AB1X	REAR BRAKE CHAMBER SIZE	REAR SPRING BRAKE CHAMBERS 30/30 TYPE
S	300AB8	PARKING BRAKE CHAMBER	MGM TR3030LP3THD BRAKE CHAMBERS
S	3GAA1X	BRAKE CHAMBER DIAPHRAGM MATERIAL (CA in PC28 only)	W/O BRAKE DIAPHRAGM OPTION
S	0LXI5X	HUB MATERIAL, DRIVE	IRON PRESET REAR HUB W/INTEGRATED SPINDLE NUT
S	N2AE1X	SPINDLE NUTS, MAIN AXLE	SPINDLE NUTS, MAIN AXLE, INTEGRATED
S	7WXA1X	LUBRICANTS, REAR AXLE(s)	FACTORY OPTION LUBE - REAR AXLE 80W-90
S	698058	ANTILOCK BRAKE SYSTEM	BENDIX WITHOUT TRACTION CONTROL 4S4M

FRAME EQUIPMENT/FUEL TANKS			DESCRIPTION
	271169	WHEELBASE	169"
	374083	AF (OVERHANG)	83"
	MCE0IE	FRAME RAILS & LINERS	8 x 82 x 336mm - (0.312" x 3.25" x 13.25"); RBM 1,717,200 LB-IN
S	281AI1	CROSSMEMBERS	STEEL 1/2" PL BOLTED BOC & INTERMDT 1/8" BELOW TOP OF RAIL
	9DEZ1X	AUX CROSSM. IN REAR OVERH TYPE	WITHOUT AUXILIARY CROSSMEMBER
S	Q5AA1X	REAR CROSSMEMBER OPTIONS	STEEL CLOSING REAR CROSSMEMBER

# TECHNICAL SPECIFICATION *(cont.)*



FRAME EQUIPMENT/FUEL TANKS			DESCRIPTION
S	4DXM8X	FRONT BUMPER	EXTENDED-SWEPT BACK-STEEL (INCL. CENTER TOW PIN) N/A W/ FRONT FRAME EXT.
S	2RAA2X	FUEL LEVEL SENDER UNIT, LIQUID	BASIC FUEL LEVEL SENDER MOUNTED ON R.H TANK
S	290AH9	FUEL TANK - RH	70 GALLON (265 L) STEEL, 26"x24" RECTANGULAR
S	JHXB1X	FUEL HOSES, LIQUID	BRAIDED HOSE
S	HBXAOX	FUEL TANK POSITION (CA in PC28 only)	RELOCATE R.H. TANK AS FAR FORWARD AS POSSIBLE, 5" BELOW TOP OF RAIL
S	852072	FUEL FILLER NECK OPTIONS	FOR RH FUEL TANK

AIR/BRAKE			DESCRIPTION
S	UWXC1X	AIRTANK DRAIN VALVE	MANUAL (PETCOCK) DRAIN VALVES ON ALL TANKS
S	U2XB1X	AIRTANK MATERIAL	STEEL AIR TANK PAINTED CHASSIS COLOR
S	1JAAAX	PARKING BRAKE VALVE	SINGLE VALVE SYSTEM

ELECTRICAL			DESCRIPTION
S	312022	ROOF & SIDE MARKER LIGHTS	TRUCKLITE ROOF MARKER FOR TERRAPRO
S	LJXABX	HEADLAMP BULB TYPE	HEADLAMP BULB TYPE, HALOGEN
S	LSXG6X	DAYTIME RUNNING LIGHTS	PARK BRAKE ACTIVATED
S	NEXC1X	TAIL LAMPS	INCANDESCENT TAIL LAMPS
S	M4XAAX	AUX. POWER OUTLET, INTERIOR (CA in PC28 only)	COMPUTER AND 2-WAY RADIO DEDICATED CIRCUIT
S	3BCB1X	FRONT & SIDE INDICATOR LMP TYP	FRONT AND SIDE DIRECTION IND & MARKER, LED TYPE

PTO			DESCRIPTION
	5XXZ1X	PTO TRANSMISSION MOUNTED ADM.	WITHOUT PTO TRANSMISSION
S	L3XN1X	BODY BUILDER MODULE	ControlLink III BODY BUILDER EL PREP KIT, REFUSE, RP170 ELECT. INTERFACE (3 CON 54 PINS)

SPECIALTY EQUIPMENT			DESCRIPTION
S	8FXU1X	TRANSPORT ADAPTATION	UNIFORM LOAD NO ADAPTATION

CAB INTERIOR (A THRU G)			DESCRIPTION
S	1730B3	AIR CONDITIONING/HEATER	(TE) MANUAL CONTROL CLIMATE UNIT
S	1PAZ1X	SURVEILLANCE CAMERA OPTIONS (CA)	WITHOUT CAMERA
S	E0AABX	GAUGE TRANSM. OIL TEMP	TRANSMISSION GAUGE AND TRANS. OIL HIGH TEMPERATURE LIGHT
S	198048	GAUGES - UNIT OF MEASURE	U.S. UNITS (PREDOMINANT)

CAB INTERIOR (H THRU R)			DESCRIPTION
S	6WXA1X	CENTER CONTROLE CONSOLE	CONSOLE INCLUDED WITH CONTROL LINK III
S	20XA1X	KEY TYPES FOR DOORS	BASIC UNIQUE KEY
S	2QAA1X	IGNITION TYPE	KEY TYPE
S	E3XG1X	FORWARD OVERHEAD STORAGE	FORWARD OVERHEAD STORAGE, RADIO SHELF, COVER, BLANK, BLANK
S	1WAE1X	POWER LEADS	FURNISH IN OVERHEAD CONSOLE

CAB INTERIOR (S THRU Z)			DESCRIPTION
S	196096	SEAT - DRIVER'S	AIR-SEARS MID-BACK SEAT C-2 W/FABRIFORM CUSHIONS
	1970G7	SEAT - PASSENGER'S	MACK FIXED (MID-BACK) NON-SUSPENSION
	4850U5	SEAT COVERING	DRIVER FABRIFORM, CLOTH, BLACK; RIDER - CORDURA CLOTH, BLACK

**PRICELIST DATE**

20220103

**QUOTATION**

SHEA2022000090C697

**DATE**

3/17/2022

**PAGE**

4 of 11

# TECHNICAL SPECIFICATION *(cont.)*



CAB INTERIOR (S THRU Z)			DESCRIPTION
S	592072	SEAT BELT(S)	LAP & SHOULDER (BOTH SEATS) (NOT AVAILABLE WITH EXTENDED RIDER SEAT)
S	2WXAAX	STEERING WHEEL	DIAMETER 450MM STEERING WHEEL, RUBBER GRIP V1
S	T2AA1X	WINDSHIELD PROTECTOR	FURNISH WINDSHIELD PROTECTOR
S	87AA1X	WINDSHIELD WND DEFLECTOR (CA family in PC28 only)	FURNISH STANDARD FINISH

CAB EXTERIOR			DESCRIPTION
S	28XF1X	FRONT GRILLE	GRAY HEADLIGHT, GRILL SURROUNDS WITH SATIN ACCENT GRILL (WHERE APPLICABLE)
S	144AA2	CAB	CA531 LOW-PROFILE COE (WELDED STEEL GALVANIZED SHELL) INCLUDES MACK RUST PREVENTATIVE PROCEDURES
S	424034	CAB DOOR OPTIONS	DOORS, COMPOSITE INCL SLIDING TYPE SIDE WINDOWS, SCREENED VENT IN LH DOOR, PEEP WINDOW IN RH DOOR
S	2EXA1X	CAB TILT PUMP	LOCATED IN STD LOCATION
S	Q2AA1X	CAB INSTEP VERSION	Cab Low Entry Step
S	MCD01D	PASSENGER SIDE VISIBILITY OPTIONS	WITHOUT AUXILIARY WINDOW IN RH DOOR WITHOUT SIDE CLOSE VIEW MIRROR
S	0JAA1X	CAB GRAB HANDLE	STANDARD GRAB HANDLE OPTION RH & LH, BEHIND DOOR
S	154AA6	HORN - AIR	(1) BLACK TWIN TRUMPET, UNDER CAB MOUNTED
S	LXXC1X	HORN - ELECTRICAL	SINGLE TONE
S	MCL03L	MIRRORS - LEFT SIDE EXTERIOR	LH POLISHED FLAT MANUALLY OPERATED, UN-HEATED, W/O CLOSE VIEW
S	MCR03R	MIRRORS - RIGHT SIDE EXTERIOR	RH POLISHED FLAT MANUALLY OPERATED, UN-HEATED, W/O CLOSE VIEW

WHEELS & TIRES			DESCRIPTION
	9007L0	TIRES BRAND/TYRE - FRONT	11R22.5 H BRIDGESTONE R213 ECOPIA (13220 lbs) (Total for QTY = 2)
	531251	WHEELS - FRONT	22.5x8.25 ACCURIDE HEAVY DUTY WHITE POWDER COAT STEEL, 6.62" OFFSET, 2 HAND HOLE (Total for QTY = 2)
S	FWT002	FRONT AXLE TIRE & WHEEL QUANTITY	TWO FRONT TIRES & WHEELS
S	901AX1	TIRES BRAND/TYRE - REAR	11R22.5 G BRIDGESTONE R268 ECOPIA (23360 lbs) (ALL POSITION) (Total for QTY = 4)
S	3462J6	WHEELS - REAR	22.5x8.25 ACCURIDE ACCU-LITE WHITE POWDER COAT STEEL, 6.60" OFFSET, 5 HAND HOLE (Total for QTY = 4)
S	RWT004	REAR AXLE TIRE & WHEEL QUANTITY	FOUR REAR AXLE TIRES & WHEELS
S	H1EB1X	DRIVE WHEEL STUDS	DRIVE WHEEL STUDS LONGER LENGTH
S	15XABX	TIRE INFLATION VALVE	STANDARD VALVE STEMS AND CAPS
S	MA41B4	AUXILIARY AXLE WHEELS (x)	WITHOUT AUX AXLE WHEELS

COMMUNICATION SYSTEMS			DESCRIPTION
S	M30060	TELEMATIC GATEWAY	TELEMATICS GATEWAY (P2), 4G/LTE AND WLAN SYSTEM WITH DIAGNOSTIC SERVICES
	2JCA1X	REMOTE DIAG SERVICES	REMOTE DIAGNOSTIC SERVICES, ENABLED

ENGINE ELECTRONICS			DESCRIPTION
S	WOXA1X	OIL PRESSURE, ENGINE SHUTDOWN	OIL PRESSURE, ENGINE SHUTDOWN
S	WMXA1X	COOLANT TEMP, ENGINE SHUTDOWN	COOLANT TEMP, ENGINE SHUTDOWN
S	K5XA2X	ENGINE PROTECTION SYSTEM	ENGINE PROTECTION (SHUTDOWN)
S	K7XY1X	ENGINE IDLE CONTROL	IDLE CONTROL, 600 RPM
S	X0AB0X	SMART IDLE ELEVATED IDLE RPM TIME	INCREASE 10 MINUTE MAXIMUM TIME
S	M3CA1X	IDLE S/D ABS TAMPER CHECK	IDLE SHUTDOWN ABS TAMPER CHECK, ENABLED
S	B1ACAX	IDLE S/D WARNING TIME	30 SEC IDLE S/D WARNING TIME
S	A8AALX	IDLE S/D IF WARM-UP TEMP	38C DEG (100F), WARM UP TEMP DELAY
S	A4AAEX	IDLE S/D WARM-UP TIMER	5 MIN. WARM UP TIME DELAY



# TECHNICAL SPECIFICATION *(cont.)*



ENGINE ELECTRONICS			DESCRIPTION
S	A6AABX	IDLE S/D IF PTO ACTIVE	ENGINE IDLE SHUTDOWN TIME OVERRIDDEN IF PTO ACTIVE
S	B0AAAX	IDLE SHUTDOWN IF POWER > LIMIT	ENG IDLE SHUTDOWN TIME OVERRIDDEN IF TORQUE > THAN LIMIT
S	D2AADX	AMBIENT TEMP MIN TRESHOLD	AMBIENT TEMP MIN TRESHOLD, 10 DEG C, (50 DEG F)
S	D3AAEX	AMBIENT TEMP MAX TRESHOLD	AMBIENT TEMP MAX TRESHOLD, 27 DEG C, (80 DEG F)
S	B3ABAX	EL HD THROTTLE,MAX ROAD SPEED	ELECTRONIC HAND THROTTLE, MAX ROAD SPEED, 16 KMH (10 MPH)
S	B6ACEX	EL HAND THROTTLE,MAX ENG SPEED	ELECTRONIC HAND THROTTLE, MAX ENGINE SPEED, 2100 RPM
S	B4ADAX	EL HAND THROTTLE,MIN ENG SPEED	ELECTRONIC HAND THROTTLE, MIN ENGINE SPEED, 700 RPM
S	B9AABX	EL HD THROTTLE,SPEED RAMP RATE	ELECTRONIC HAND THROTTLE, SPEED RAMP RATE, 100 RPM/SEC

TRANSMISSION ELECTRONICS			DESCRIPTION
	7790V9	TRANSMISSION ELECTRONICS PACKAGE	GENERAL REFUSE SERVICE (142)
	B1EC1X	TRANSM AUTO NEUTRAL ON P-BRAKE	ALLISON PARK BRAKE AUTO NEUTRAL-ALLOWS THE DRIVER TO ENGAGE GEAR PRIOR TO DISENGAGING THE PARK BRAKE
S	MAV01V	TRANSMISSION ELECTRONIC SHIFTING PROPERTIES	W/O ALLISON FUELSense 2.0 PROGRAMMING

VEHICLE ELECTRONICS			DESCRIPTION
S	JCXE6X	ROAD SPEED LIMITER SETTING	105 KM/H ROAD SPEED LIMITER(65 MPH)
S	Y3CC5X	PEDAL RSL SETTING	105 KM/H PEDAL ROAD SPEED LIMITER (65MPH)
S	JDXA1X	CRUISE CONTROL	CRUISE CONTROL
S	JFXLLX	CRUISE CONTROL, MAX SPEED	MAX CRUISE, 105 KPH (65 MPH)
S	E3AACX	CRUISE CONTROL MIN SPEED	MIN CRUISE, 32 KPH (20 MPH)
S	A4BAAX	DETECTION SPEED SENSR Tmprng	DETECTION OF SPEED SENSOR TAMPERING, ENABLE
S	8RXAEX	ENG TORQUE LIMIT,SPEED SENSOR	ENG TORQUE LIMITED TO 50%, IF SPEED SENSOR TAMPER DETECTED
S	G5AAHX	ENGINE OVERSPEED,ALL COND, LOG	ENGINE OVERSPEED, ALL CONDITIONS, TIME LOG IF ABOVE 2200 RPM
S	G2AAGX	ENGINE OVERSPEED,FUELED, LOG	ENGINE OVERSPEED, FUELED, TIME LOG IF ABOVE 2100 RPM
S	G4AAUX	VEHICLE OVERSPEED,ALL COND,LOG	VEHICLE OVERSPEED,ALL COND, TIME LOG IF ABOVE 75MPH (121KMH)
S	G3AAPX	VEHICLE OVERSPEED, FUELED, LOG	VEHICLE OVERSPEED, FUELED, TIME LOG IF ABOVE 70MPH (113KMH)
S	G1AABX	ENGINE IDLE DELAY TO LOG	ENGINE IDLE DELAY TO START LOG, 2 MIN
S	W9A01X	PERIODIC TRIP LOG DAY OF MONTH	PERIODIC TRIP LOG, DAY 1 OF THE MONTH
S	X5AB1X	VEHICLE APP SERVICE INTERVALS	SERVICE INTERVALS, VOCATIONAL APPLICATION
S	W8BAAX	SERVICE ALERT	WITH SERVICE ALERT
S	W5A90X	MAINTENANCE DUE ALERT %	ACTIVATE ALERT AT 90% OF THE TIME/DISTANCE SETTING

PTO ELECTRONICS			DESCRIPTION
S	F3AAEX	PTO1 SINGLE SPEED CONTROL RPM.	PTO 1ST, SINGLE SPEED SETTING, 1000 RPM
S	F5AABX	PTO 1ST, MAX ROAD SPEED	1ST PTO, MAX ROAD SPEED, 10 MPH (16 KPH)
S	F6AABX	PTO 1ST, SPEED RAMP RATE	PTO 1ST, SPEED RAMP RATE 100 RPM/SEC
S	F7AAPX	PTO 1ST, MAX ENGINE SPEED	PTO 1ST, MAX ENGINE SPEED, 2100 RPM
S	F8AAGX	PTO 1ST, ROAD SPEED LIMIT	PTO 1ST, ROAD SPEED LIMIT, 97 KMH (60 MPH)
S	F9AABX	PTO 1ST, MINIMUM ENGINE SPEED	PTO 1ST, MINIMUM ENGINE SPEED, 600 RPM
S	L8CB1X	PTO1 DECEL BUMP-DOWN RPM	PTO1 DECEL "BUMP-DOWN" 50RPM
S	H6AAEX	PTO 2ND, SINGLE SPEED SETTING	PTO 2ND, SINGLE SPEED SETTING, 1000 RPM
S	H0AABX	PTO 2ND, MAX ROAD SPEED	2ND PTO, MAX ROAD SPEED, 10 MPH (16 KPH)
S	G9AABX	PTO 2ND, SPEED RAMP RATE	PTO 2ND, SPEED RAMP RATE 100 RPM/SEC
S	H7AANX	PTO 2ND, MAX ENGINE SPEED	PTO 2ND, MAX ENGINE SPEED, 2100 RPM

# TECHNICAL SPECIFICATION *(cont.)*



PTO ELECTRONICS			DESCRIPTION
S	H5AAGX	PTO 2ND, ROAD SPEED LIMIT	PTO 2ND, ROAD SPEED LIMIT, 97 KMH (60 MPH)
S	G8AABX	PTO 2ND, MINIMUM ENGINE SPEED	PTO 2ND, MINIMUM ENGINE SPEED, 600 RPM

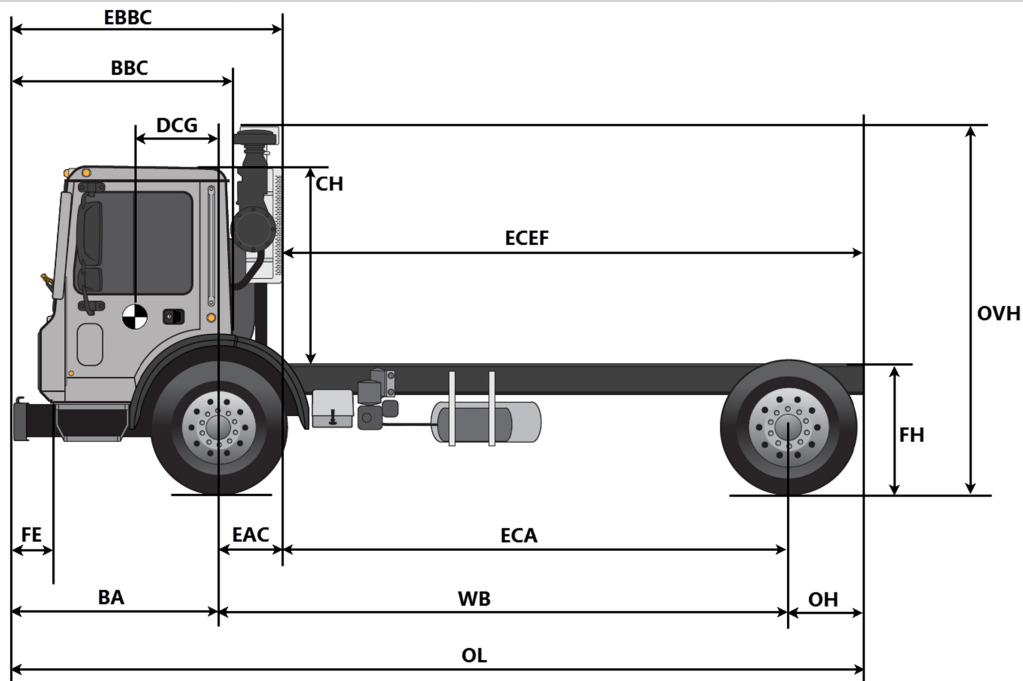
PAINT			DESCRIPTION
S	950AA4	PAINT DESIGN	SINGLE COLOR
S	924014	PAINT TYPE	SOLID PAINT
S	944AA7	PAINT COLOR - FIRST COLOR	MACK WHITE; P9188
S	945998	PAINT COLOR - SECOND COLOR	NO SECOND TRUCK COLOR PROVIDED; NO COLOR
S	946998	PAINT COLOR - THIRD COLOR	NO THIRD TRUCK COLOR PROVIDED; NO COLOR
S	MPB944	CAB COLOR	SAME AS FIRST COLOR - CAB
S	996AA3	PAINT - CAB PAINT SYSTEM	PAINT - CAB, URETHANE CLEAR COAT
S	941998	PAINT: CAB INTERIOR	W/O SPECIAL CAB INTERIOR PAINT (PAINT EXTERIOR COLOR)
	922001	CHASSIS RUNNING GEAR PROCESS CODE	CHASSIS PAINT PROCESS, STANDARD COLOR (MACK BLACK) 6ABZ1X
S	951AA6	CHASSIS RUNNING GEAR	MACK BLACK (URETHANE); P3036
S	958018	BUMPER	PAINT BUMPER SAME COLOR AS CHASSIS RUNNING GEAR
S	959069	FUEL TANK - ***NO INVENTED VARIANTS ALLOWED in the FUEL TANK PAINT FAMILY***	PAINT FUEL TANK SAME COLOR AS CHASSIS RUNNING GEAR
S	962032	HUBS & DRUMS-FRONT	SAME AS CHASSIS RUNNING GEAR
S	963033	HUBS & DRUMS-REAR	SAME AS CHASSIS RUNNING GEAR

CALCULATED CODES - KAX			DESCRIPTION
S	9JXA1X	PROPCALC SELECTION	YES, THE ORDER MUST BE CALCULATED

BASE WARRANTY & PURCHASED COVERAGES			DESCRIPTION
S	898003	VEHICLE WARRANTY TYPE	HEAVY DUTY WARRANTY CLASSIFICATION
S	M50030	BASIC CHASSIS COVERAGE	HEAVY DUTY STANDARD BASE COVERAGE 12 MONTHS/100,000 MILES (161,000 KM)
	M8301T	EMISSION - SURCHARGE	EPA (only) for Mack MP7 / MP8 Diesel
S	M51021	ENGINE WARRANTY	MACK MP7/MP8 BASE ENGINE COVERAGE 24 MONTHS / 250,000 MILES (402,000KM)
S	M52022	EMISSION COMPONENT COVERAGE	US and CANADA EQUIPPED VEHICLE EMISSION COMPONENTS COVERAGE 60 MONTHS/100,000 MILES (161,000 KM)
S	M540B4	TRANSMISSION WARRANTY	ALLISON TRANSMISSIONS (Contact Allison Transmission for standard warranty and extended coverage data)
S	M550G7	CARRIER & AXLE HOUSING WARRANTY	STANDARD MACK HEAVY DUTY COVERAGE 60 MONTHS / 500,000 (804,672 KM)
S	M56026	AIR CONDITIONING WARRANTY	AIR CONDITIONING STANDARD COVERAGE (Sealed System Only) 12 MONTHS UNLIMITED MILEAGE
S	M57037	CHASSIS TOWING WARRANTY	STANDARD SEVERE DUTY CHASSIS TOWING - NOT APPLICABLE
S	M58028	ENGINE TOWING WARRANTY	STANDARD MACK ENGINE TOWING COVERAGE 24 MONTHS/250,000 MILES (402,000 KM)
S	M690F9	GUARDDOG CONNECT BUNDLE	24 MONTH - GUARDDOG CONNECT WITH MACK OTA (with ASIST and Mack OneCall))
S	M78010	PREPAID API	WITHOUT PREPAID API
S	M67017	PREMIUM MAINTENANCE - CHASSIS LUBE AND INSPECTION	W/O PREMIUM MAINTENANCE - CHASSIS LUBE AND INSPECTION COVERAGE

ADDITIONAL ENGINEERING (Included)			DESCRIPTION
CA 22M07032			

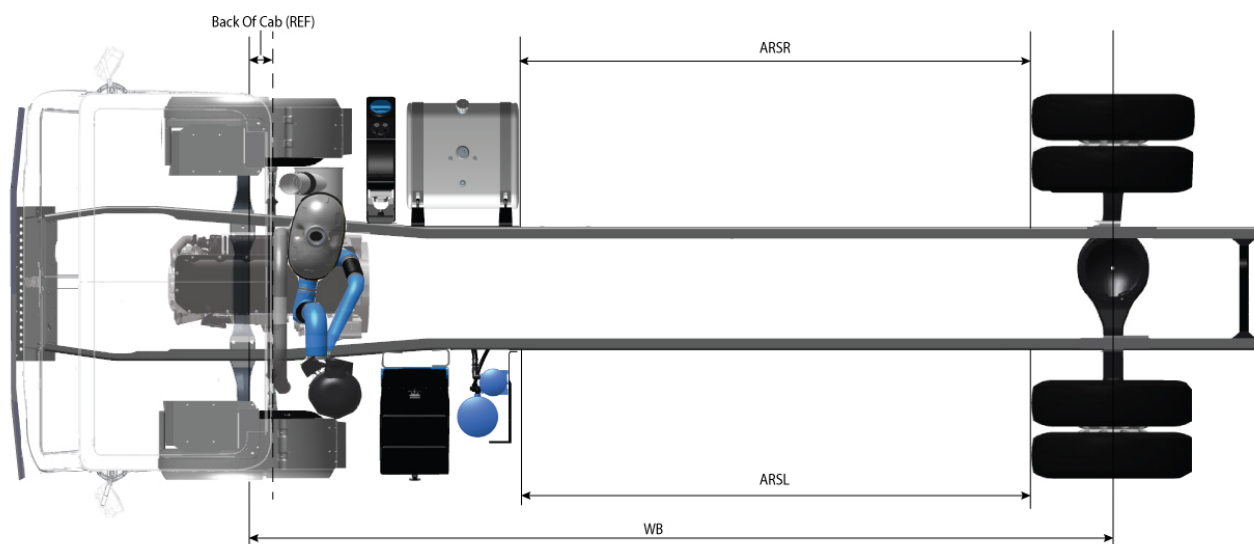
VEHICLE SPECIFICATION/CALCULATED PERFORMANCE SUMMARY				
Description	Sales Code	Dwg Ref	Length	UOM
Front Frame Extension	N/A	FE	0.0	INCHES
Bumper to Front Axle	N/A	BA	59.5	INCHES
Wheelbase	N/A	WB	168.9	INCHES
Rear Overhang	N/A	OH	83.0	INCHES
Overall Length	N/A	OL	311.4	INCHES
Bumper to Back of Cab	N/A	BBC	63.0	INCHES
Eff. Bumper to Back of Cab	N/A	EBBC	85.0	INCHES
Eff. Cab to Rear Axle	N/A	ECA	143.4	INCHES
Eff. Front Axle to Back of Cab	N/A	EAC	25.5	INCHES
Eff. Cab to End of Frame	N/A	ECEF	226.4	INCHES
Unladen 5th Wheel Height	AAX29X	5W	0.0	INCHES
Unladen Frame Height	N/A	FH	41.2	INCHES
Cab Height	N/A	CH	61.6	INCHES
Overall Height	N/A	OVH	102.8	INCHES
Driver CG	N/A	DCG	13.8	INCHES
Second Front Axle Spacing		SFAS	0.0	INCHES





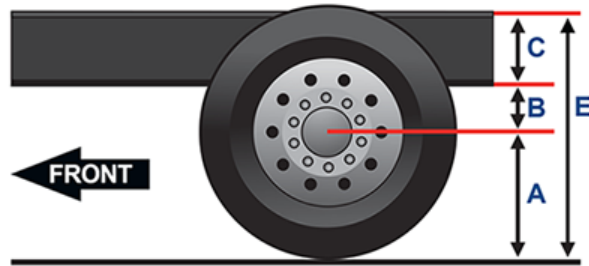
**VEHICLE SPECIFICATION/CALCULATED PERFORMANCE SUMMARY**

Description	Sales Code	Dwg Ref	Left Value(in)	Right Value(in)
Wheelbase	N/A	WB	168.9	168.9
Available Rail Space Right	N/A	ARSR	N/A	66.3
Available Rail Space Left	N/A	ARSL	120.2	N/A
Eff. Front Axle to Back of Cab	N/A	REF	25.5	25.5
Front Axle To Fender	ABXLWX	N/A	28.0	28.0
Battery Box	393AD9	N/A	0.0	18.0
WITHOUT LH FUEL TANK / 70 GALLON (265 L) STEEL, 26"x24" RECTANGULAR	288AA1 / 290AH9	N/A	0.0	29.8
Ad-Blue Tank	DF1041	N/A	0.0	6.0
Drive Tire Radius	901AX1	N/A	20.7	20.7



Top View image is intended for illustration purposes only and is not presented to scale. Wheelbase, Axle Spacing and After frame are not shown as specified, but are a representation. Customer Adaptation (CA) options and relocated components are not represented in these images. Most CA options impact the variation of the image, thus an image may not populate. Calculations are approximate to a tolerance of  $\pm 4$  inches due to component mounting variation. Certain chassis component options are NOT represented in the Top View image, such as, but not exclusive to, Front Frame Extensions, Fuel Water Separators, Air Dryers, PTOs, Fifth Wheels, Chassis Fairings, Toolboxes, Trailer Connections. For further information on these items and their respective locations on your specification, please refer to the data sheets associated with those items in the configurator.

VEHICLE SPECIFICATION/CALCULATED PERFORMANCE SUMMARY					
			Rear		
Description	Sales Code	Dwg Ref	Unladen	Laden	UOM
Requested Fifth Wheel Height	AAX29X		0.0	0.0	INCHES
Tire Radius	901AX1	A	20.7	19.3	INCHES
Suspension Height	260AK0	B	9.9	8.1	INCHES
Frame Depth	YBXH1X	C	10.6	10.6	INCHES
Closest Available Fifth Wheel Leg Height	N/A	D	0.0	0.0	INCHES
Total Height	N/A	E	41.2	38.0	INCHES





VEHICLE SPECIFICATION/CALCULATED PERFORMANCE SUMMARY				
Sub-Category	Sales Code	Sales Code Description	Value	UOM
Front Axle	240AA7	14600# (6600 KG) MACK FXL14.6 STRAIGHT SPINDLE/UNITIZED BEARINGS	14601	LB
Front Suspension	244AC7	MACK MULTILEAF 14600# (6600 KG) GROUND LOAD RATING, EQUAL BIAS	14601	LB
Front Tires	9007L0	11R22.5 H BRIDGESTONE R213 ECOPIA (13220 lbs)	13220	LB
Front Wheels	531251	22.5x8.25 ACCURIDE HEAVY DUTY WHITE POWDER COAT STEEL, 6.62" OFFSET, 2 HAND HOLE	16006	LB
Front GAWR			13220	LB
Rear Axle	252AA5	23000# (10400kg) MACK RA23R DOUBLE REDUCTION	23000	LB
Rear Suspension	260AK0	23000# (10432kg) MULTILEAF	23000	LB
Rear Tires	901AX1	11R22.5 G BRIDGESTONE R268 ECOPIA (23360 lbs) (ALL POSITION)	23361	LB
Rear Wheels	3462J6	22.5x8.25 ACCURIDE ACCU-LITE WHITE POWDER COAT STEEL, 6.60" OFFSET, 5 HAND HOLE	29600	LB
Rear GAWR			23000	LB
Truck GVWR			36220	LB
Gross Combination Weight Rating			0	LB
Tax Value GVWR (USA FET Only)			37600	LB



**Mack Trucks**  
[www.macktrucks.com](http://www.macktrucks.com)