

RJ-450 HD/PC/High-Volume and RJ-575 HD/PC PreCrushers

Dimensions and Specifications

Performance Characteristics:	RJ-450 HD/PC/ High-Volume	RJ-575 HD/PC	RJ-575 EHD/PC
Total Normal Force	60,800 lbs. 27,579 kg	84,700 lbs. 38,420 kg	84,700 lbs. 38,420 kg
Total Maximum Force	69,300 lbs. 31,474 kg	96,200 lbs. 43,636 kg	96,200 lbs. 43,636 kg
Normal Ram	30.3 psi	42.2 psi	42.2 psi
Face Force	209 kPa	291 kPa	291 kPa
Maximum Ram	34.5 psi	48.0 psi	48.0 psi
Face Force	238 kPa	331 kPa	331 kPa
Ram Penetration	13" 330mm	13.5" 343mm	13.5" 343mm
Electrical Equipment:			
Electric Motor: 3/60 — 208/230/460	20 hp 14.9 kW	30 hp 22.4 kW	30 hp 22.4 kW
Electric Control Voltage	120 VAC	120 VAC	120 VAC
Panel Box Assembly: UL® and CUL® Listed; NEMA Type; All Circuits Fused			
Standard Controls: Keylock; On/Start/Mushroom Stop/Ram Jog/PreCrusher Jog			
Hydraulic Equipment:			
Hydraulic Pump Capacity	18.5 gpm 70 L/min	52 gpm 197 L/min	52 gpm 197 L/min
Normal Pressure	2150 psi 148 bar	2200 psi 152 bar	2200 psi 152 bar
Maximum Pressure	2450 psi 169 bar	2500 psi 172 bar	2500 psi 172 bar
Main Hydraulic Cylinder Bore	6" 152mm	7" 178mm	7" 178mm
Main Hydraulic Cylinder Rod	4" 102mm	4" 102mm	4" 102mm
Main Hydraulic Cylinder Stroke	82" 2083mm	112" 2845mm	112" 2845mm
PreCrush Cylinder Bore	4" 102mm	4" 102mm	4" 102mm
PreCrush Cylinder Rod	2" 51mm	2" 51mm	2" 51mm
PreCrush Cylinder Stroke	44" 1118mm	44" 1118mm	44" 1118mm

Specifications	RJ-450 HD/PC/ High-Volume	RJ-575 HD/PC	RJ-575 EHD/PC
Charge Box Capacity [Mfr. Rating]	4 cy 3.06 m³	5.5 cy 4.21 m³	5.5 cy 4.21 m³
[NSWMA Rating]	2.95 cy 2.26 m³	4.19 cy 3.22 m³	4.19 cy 3.22 m³
Clear Top Opening	56"L x 57½"W 1422mm x 1466mm	85½"L x 57½"W 2172mm x 1466mm	

Weight	14,000 lbs. 6350 kg	17,600 lbs. 7983 kg	23,000 lbs 10,433 kg
--------	------------------------	------------------------	-------------------------

Construction:

Ram Face Plate and Bottom constructed of ¾" (19.05mm) steel (all models); Ram Top constructed of ½" (12.7mm) steel (all models); Body Sides constructed of ¼" (6.35mm) steel (except for RJ-575 EHD/PC, which has ⅜" (9.52mm) steel sides); Liner Floor constructed of ½" (12.7mm) steel and the Liner Sides constructed of ⅜" (9.52mm) steel; PreCrusher Face constructed of ¾" (19.05mm) steel.

Compactor Rental and Leasing Programs Available

For detailed specifications, recommendations, or free economic studies comparing various systems, contact Marathon Customer Care at **1-800-633-8974**.



You can add the Pandora Remote Monitoring System to many of our most popular compactors. Pandora enables you to measurably reduce your waste management costs. To find out more, contact your Marathon representative today.

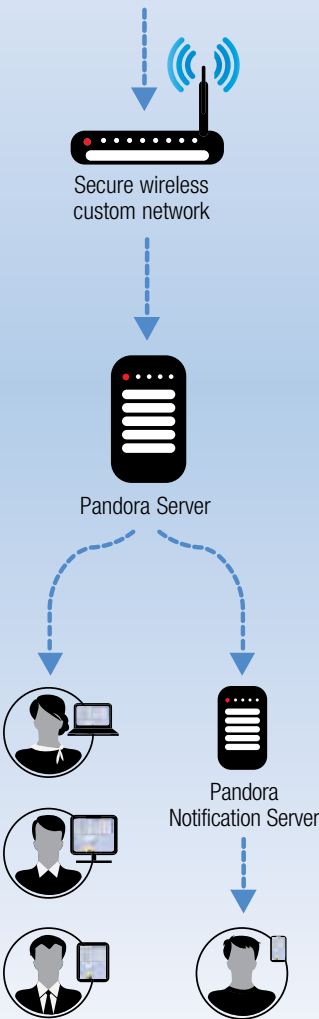
Pandora Platform Functionality

Optional on all PreCrushers



RJ-450

Compactor with PLC and wireless modem



- ✓ Pandora can display daily equipment status on a desktop or mobile PC, tablet, or smart phone
- ✓ Staff can login from any desktop or wireless device
- ✓ Pandora can send notifications to superintendent or directly to haulers



RJ-450 HD/PC/ and RJ-575 HD/PC PreCrushers


Ideal for bulk waste such as 55-gallon drums, pallets, and skids

High-force crushing ram

Vertical steel crushing wall

Self-cleaning gate

Ideal for high hourly volumes and continuous-feed applications



RJ-450 HD/PC



RJ-575 HD/PC
Shown with optional hopper installed



Authorized Dealer:



Marathon Equipment Company
P.O. Box 1798
Vernon, AL 35592-1798
800.633.8974
www.marathonequipment.com
NJPA Contract #060612-ESG



Environmental
Solutions Group
A DOVER COMPANY
www.doveresg.com



Pictures in this literature are illustrative only. Specifications are subject to change without notice in order to accommodate improvements to the equipment. Certified in compliance with ANSI standard Z245.2, applicable OSHA Regulations, and certified under WASTEC's Stationary Compactor Certification Program. Products must be used with safe practice and in accordance with said regulations and standards.



Environmental
Solutions Group
A DOVER COMPANY

**Automotive
Manufacturers**

**Transportation
Equipment
Manufacturers**

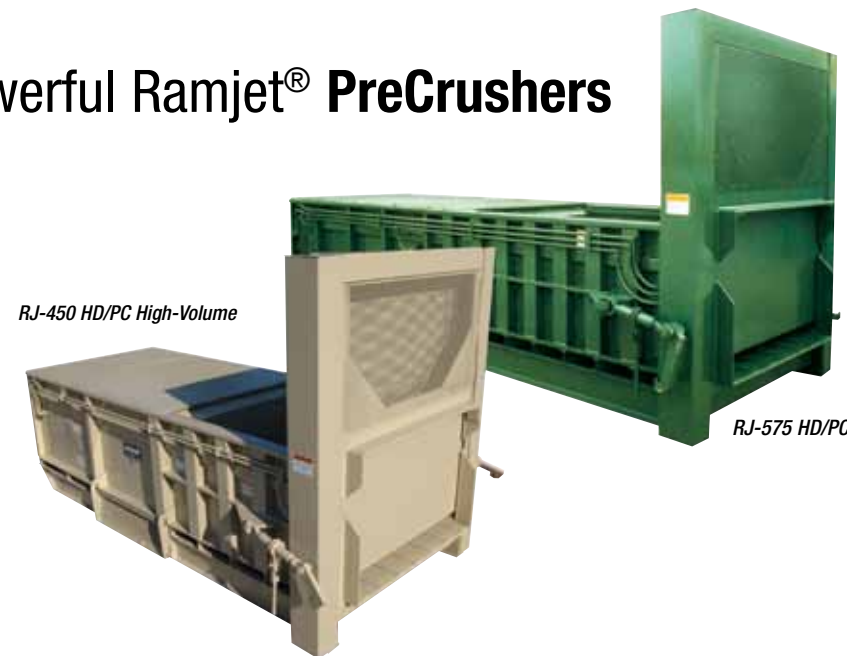
**Large Distribution
Centers**

**Appliance
Manufacturers**

Transfer Stations

Select these products for weekly volumes of 500 cubic yards (382 cubic meters) or more of industrial plant solid waste or recyclable materials. These models are particularly suited for high hourly volumes or continuous-feed applications.

Powerful Ramjet® PreCrushers



Shrink Your Disposal Costs with a Marathon PreCrusher

Get 30% greater compaction results than with a standard compactor!

A Marathon PreCrusher eliminates “light loads” of pallets, crates, large boxes, and drums that fill your container with air. The packing ram moves through the charge box with a high level of force that effectively crushes everything against the PreCrusher’s vertical steel wall. The wall is then raised and the ram fully extends, compacting the refuse into the attached container. Uniform compaction is achieved throughout the receiver container. **Every stroke is a crushing compaction stroke. The results: fewer trips to the landfill!**

High-Performance Features and Benefits:

- ✔ **High-Force Crushing Ram:** moves through the charge box, effectively crushing everything against the vertical steel wall. The wall is then hydraulically raised and the ram extends a full 13-inches (330mm) into the compaction container.
- ✔ **Guided Ram:** supports and guides the packing ram, which reduces friction, improves compaction, and extends the life of the ram.
- ✔ **Vertical Steel Crushing Wall:** while in the DOWN position, it serves as an effective crushing gate to eliminate “light loads” of material that would fill your container with air.
- ✔ **Self-Cleaning Gate:** has a beveled design that prevents crushed materials from sticking to the door.
- ✔ **Low-Profile Design:** enables the units to be shipped fully assembled.
- ✔ **Heavy-Duty Construction:** the charge box, sides, ram top, floor, and face plates are specially engineered for heavy-duty industrial applications.
- ✔ **Tongue and Groove Flooring:** prevents thin materials from becoming trapped under the ram. Optional side tongue and groove also available.
- ✔ **Programmable Controller:** standard on automatic units, the controller simplifies operation and eliminates many relays and limit switches.



Images shown with optional equipment

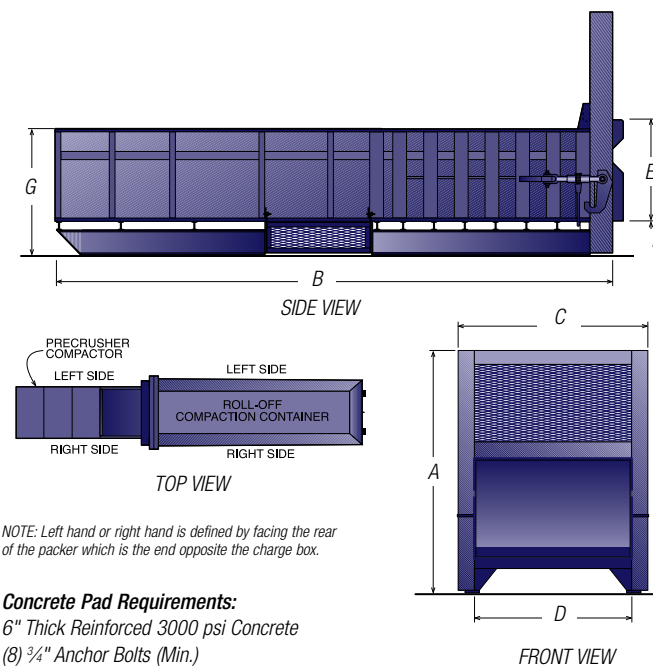
The **RJ-450 HD/PC/High-Volume** and **RJ-575 HD/PC** are fully automatic. After pressing the “Start” button, the compaction ram crushes the material against the heavy steel wall in the charge chamber. The steel wall then automatically lifts and the crushed material is recompressed into the receiver container. The PreCrusher then resets itself to await the next load.

Marathon’s PreCrushers are ideal for crushing

- ✔ 55-gallon steel drums
- ✔ Wood pallets
- ✔ Wood crates
- ✔ Spools
- ✔ Industrial waste
- ✔ White goods
- ✔ Turnings
- ✔ Other hard-to-destroy materials

Custom Capabilities

Marathon can custom outfit your PreCrusher application with options such as security chutes, cart dumpers, specially designed hoppers, remote controls, hand and toe rails, tread plate tops for walk-on or drive-on applications, and electronic compactor controls and monitoring systems such as the Pandora® Remote Monitoring System.



Dimensions	RJ-450 HD/PC/ High-Volume	RJ-575 HD/PC	RJ-575 EHD/PC
A	105" 2667mm	105" 2667mm	105" 2667mm
B	174" 4420mm	239" 6071mm	239" 6071mm
C	83.5" 2121mm	83.5" 2121mm	83.5" 2121mm
D	60" 1524mm	60" 1524mm	60" 1524mm
E	43.5" 1105mm	43.5" 1105mm	43.5" 1105mm
F	14½" 368mm	14½" 368mm	14½" 368mm
G	54" 1372mm	54" 1372mm	59" 1499mm



Pandora Remote Monitoring System

The revolutionary Pandora Remote Monitoring System from Marathon enables you to monitor your compaction and baling equipment remotely, right from your desktop or mobile device using integrated wireless communications. The Pandora system combines onsite factory built-in or external add-on hardware with an industry-leading software platform – Pandora Intelligent Networks™ - to give you, real-time compactor and baler data, 24 hours per day, seven days per week.

Pandora gives you the tools to optimize your equipment and measurably reduce your waste management costs. You can eliminate unnecessary pickups, service your equipment to prevent downtime, and substantially reduce your overall carbon footprint.

View the Compactor

- ✔ Check performance
- ✔ Monitor fullness
- ✔ Identify misuse

Manage the Network

- ✔ Automate the scheduling of pickups and service calls
- ✔ Track performance trends
- ✔ Identify and address areas of inefficiency

Stay Connected

- ✔ Receive email or text alerts on your mobile device
- ✔ Communicate important decisions from any location
- ✔ Automatically escalate missed pickups or service call notifications

Repairs

- ✔ Schedule service before costly breakdowns
- ✔ Keep equipment operating at peak efficiency
- ✔ Receive malfunction and online alerts
- ✔ Reduce service and replacement costs

Metrics

- ✔ Create a custom dashboard to view equipment data and analyze operating trends
- ✔ Identify ways to enhance performance

Pickups

- ✔ Automatically notify the hauler when compactors reach their desired fullness level
- ✔ Pay only for necessary pickups