

RM SCREEN-LINE

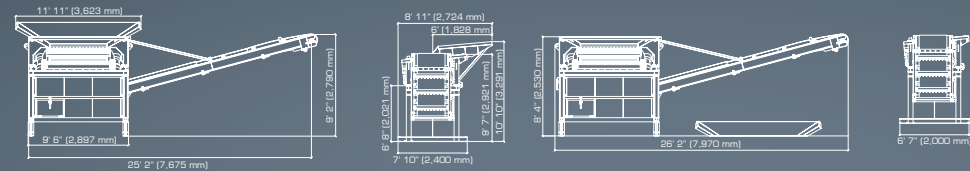
COMPACT SCREENS

Get the most bang for your buck with RUBBLE MASTER's highly efficient and simple Compact Screens that produce up to 3 different material fractions with adding only marginal operating costs compared to full size self-contained screening plants.

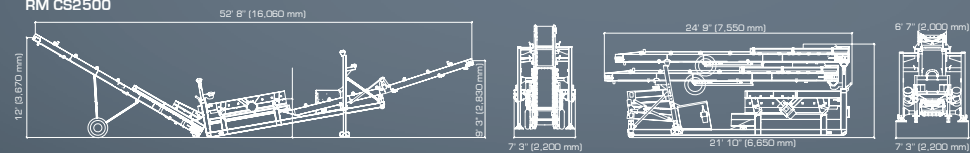


	RM VS60 Pre-Screen for RM 60	RM CS2500 Post-Screen for RM 60	RM CS3600 Post-Screen for RM 70GO! and RM 90GO!	RM CS4800 Post-Screen for RM 100GO!
Screen size	5' x 5.5'	8' x 3.5'	10' x 4'	13' x 4.5'
Screen decks	1 deck	Single or double deck	Single or double deck	Single or double deck
Fines conveyor	Optional	Integrated in frame, folds hydraulically for transport		
Width	32" 800 mm	20" 500 mm	32" 800 mm	40" 1,000 mm
Mid- and oversize conveyor	n/a	Separate on v-legs, folds manually for transport		
Width	n/a	20" 500 mm	20" 500 mm	20" 500 mm
Weight	9,600 lbs 4,800 kg	8,820 lbs 4,500 kg	14,000 lbs 6,300 kg	17,640 lbs 8,000 kg
Transport	Stationary	Hook lift truck or optional roll-off truck mobile		
Power Unit	Electrically powered by RUBBLE MASTER crusher. Please consult with RUBBLE MASTER if the standard gen-set delivers enough output to operate the compact screen with other options and attachments.			

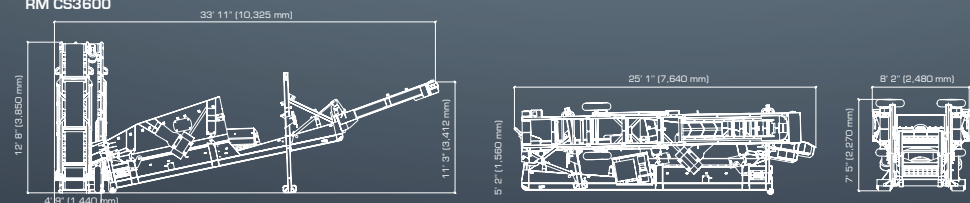
RM VS60 incl. optional discharge belt



RM CS2500



RM CS3600



RM CS4800

