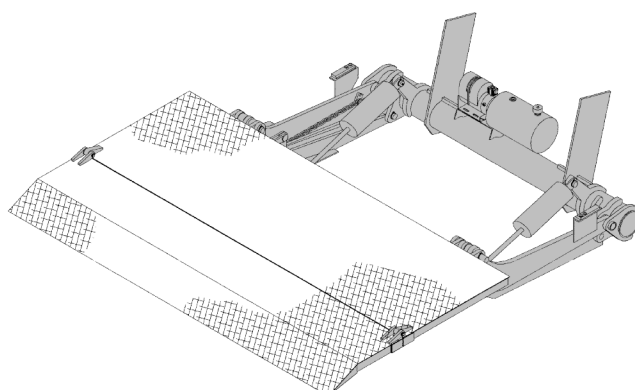
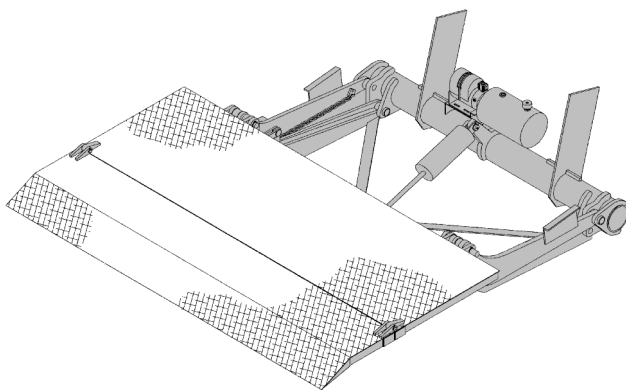


Features, Benefits and Specifications

MODEL ST-22

MODEL ST-31



STANDARD FEATURES AND BENEFITS:

- Dual Cylinder Lift for Maximum Stability (ST-31 Only)
- Adjustable Cylinder Shafts for Precise Alignment of Truck Floor and Platform
- Wide Lift Arms for Increased Stability
- 150 Amp Circuit Breaker for Electrical Protection
- Toggle Switch Control

- Stressproof Plated Pins with Screw-In Grease Fittings for Increased Strength and Easier Maintenance
- Heavy-Duty Pivot Points for Increased Life of Liftgate
- Meets All TMC Electrical Guidelines for Reduced Service Requirements
- Snubber Kit to Prevent Wear of Liftgate While in Traveling Position

AVAILABLE OPTIONS FOR ST22/31:

- Push Button Control
- Remote Pendant Control
- In-Cab Shut Off Switch
- Standard Dock Bumpers
- Heavy Duty Dock Bumpers
- Rear Impact Guard (FMVSS 223)

- Power Unit Enclosure
- Light Kits
- Trailer Kits
- PTO Power Source
- Rubber Dock Bumpers

MODEL NO.	PLATFORM	LOAD CAPACITY	LOWERING	INSTALL WEIGHT	BED HEIGHT RANGE
ST-22ET	84" X 40" + 10"	2200 LB.	Gravity	880 LB.	48" to 56"
ST-22EST	84" X 40" + 10"	2200 LB.	Power	885 LB.	48" to 56"
ST-31ET	84" X 40" + 10"	3100 LB.	Gravity	922 LB.	48" to 56"
ST-31EST	84" X 40" + 10"	3100 LB.	Power	941 LB.	48" to 56"

ET - Electric Toggle Control, Gravity Down
EST - Electric Toggle Control, Power Down

Application: Stake Bodies, Van Bodies, and Trailers

Distributed By:

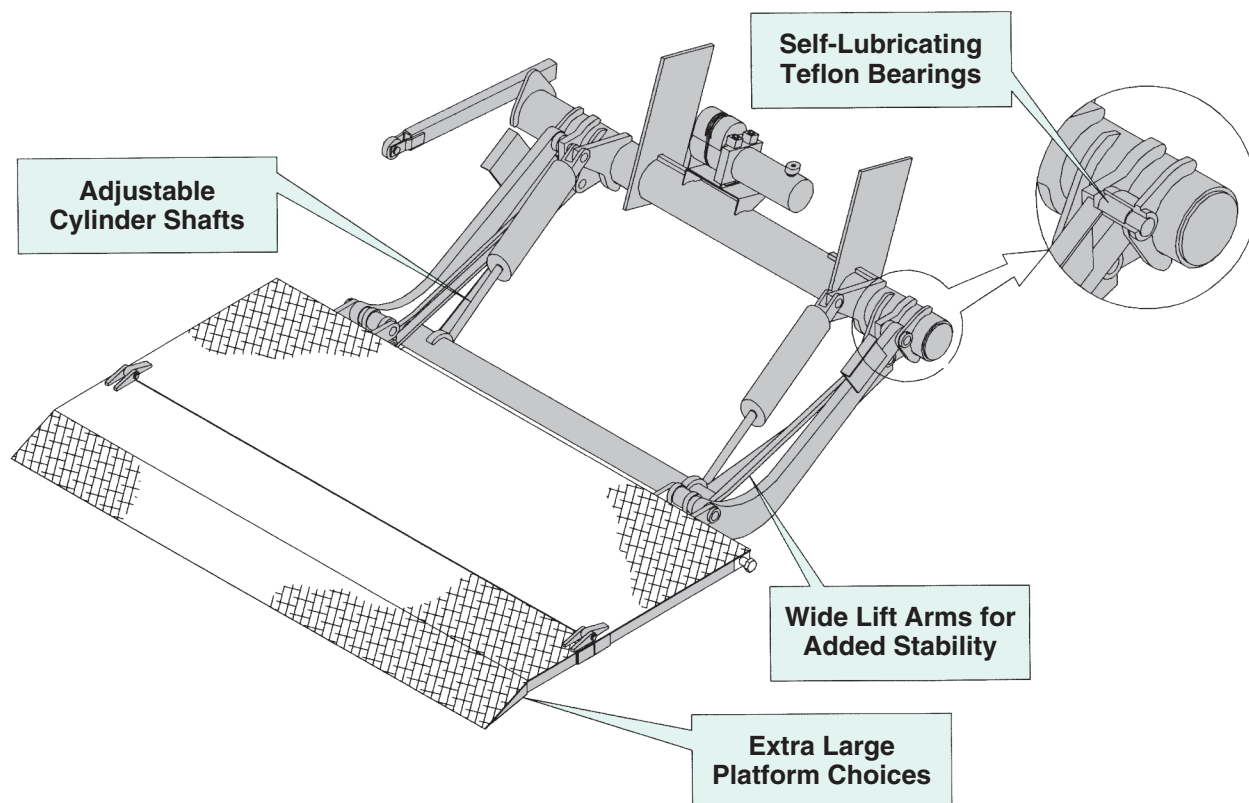
THIEMAN
TAILGATES INC.
Raising Performance to New Levels

600 East Wayne Street
Celina, Ohio 45822
Phone: (419) 586-7727 or
800-524-5210
Fax: (419) 586-9724
www.thieman.com
tailgates@thieman.com

THIEMAN Reserves the right to Change Products Specifications at any time Without Prior Notice.
Printed in U.S.A. 9/00 • 2M • MP45920

Features, Benefits and Specifications

Model ST-40 EST



STANDARD FEATURES AND BENEFITS:

- | | | |
|---|---|--|
| <ul style="list-style-type: none"> • Teflon Composite Bearings Used with Stress-Proof Pins for Virtually Maintenance-Free Operation at Pivot Points. • No Lubrication Required at Pivot Points for Less Overall Maintenance. • Dual Lift Cylinders for Maximum Stability. • Adjustable Cylinder Shafts for Adjusting Platform Height. | <ul style="list-style-type: none"> • Adjustment Bolts for Adjusting Platform Angle. • Meets All TMC Electrical Guidelines for Reduced Service Requirements. • Power Up and Power Down for Better Cold Weather Operations. • Solenoid Cover for Increased Reliability. • Sealed Toggle Switch Control for Easy Weather Proof Operation. | <ul style="list-style-type: none"> • Dual Travel Latches to Secure Lift During Road Travel. • 150 Amp Circuit Breaker for Electrical Protection. • Snubber Kit for Reduced Movement While in Travel Position. |
|---|---|--|

AVAILABLE OPTIONS FOR ST-40:

- | | | |
|---|---|--|
| <ul style="list-style-type: none"> • Push Button Control • Remote Pendant Control • In-Cab Shut Off Switch | <ul style="list-style-type: none"> • Heavy Duty I-Beam Dock Bumpers • Rear Impact Guard (FMVSS 223) • Power Unit Enclosure | <ul style="list-style-type: none"> • Light Kits • Trailer Kits • PTO Power Source |
|---|---|--|

Model #	Platform	Ramp	Load Capacity	Lowering	Approx. Install Wt.	Bed Height Range
ST 40 EST	84" X 40"	10"	4000 Lbs.	Power	1050	48" to 56"
ST 40 EST	84" X 52"	*Full Taper	3300 Lbs.	Power	1045	48" to 56"

Application: Van Bodies, Trailers and Stake Bodies

EST-Electric w/Toggle Switch Control/Power Down *Aluminum Flip-Over Wedge

Distributed By:

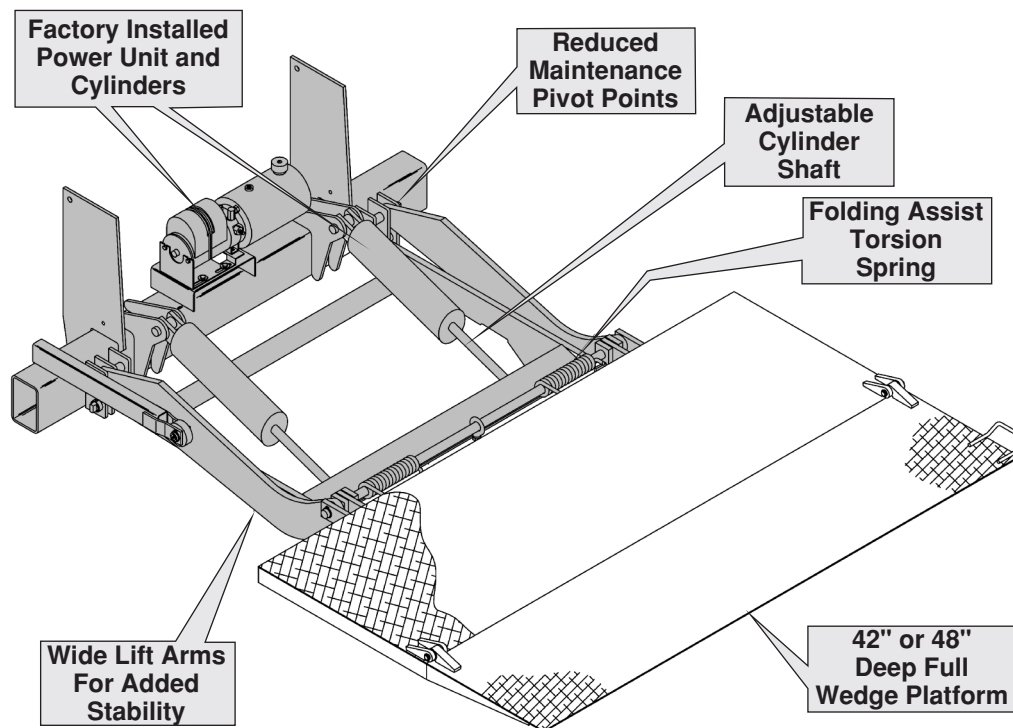
THIEMAN
TAILGATES INC.

Raising Performance to New Levels

600 East Wayne Street
Celina, Ohio 45822
Phone: 419-586-7727 or
800-524-5210
Fax: 419-586-9724
www.thiemantailgates.com
info@thiemantailgates.com

THIEMAN Reserves the right to Change Products Specifications at any time Without Prior Notice.
Printed in U.S.A. Rev. 5/11 • 1M • MP73023

Features, Benefits and Specifications



STANDARD FEATURES AND BENEFITS:

- | | |
|---|---|
| <ul style="list-style-type: none"> • Pre-Assembled Pump and Cylinders for Quick and Easy Installation. • Reduced Maintenance Bushings at All Major Pivot Points. • Molded Toggle Switch for Convenient Mounting and Protection. • 150 Amp Circuit Breaker for Electrical Protection. • Torsion Springs for Easy Platform Handling. | <ul style="list-style-type: none"> • Heavy-Duty Reinforced Spacer for Better Durability. • Standard Snubber Kit to Prevent Wear of Liftgate While in Traveling Position. • Meets All TMC Electrical Guidelines for Reduced Service Requirements. • Environmentally Sealed Toggle Switch Control for Better Dependability. |
|---|---|

AVAILABLE OPTIONS FOR MDC SERIES:

- | | | |
|---|--|--|
| <ul style="list-style-type: none"> • Remote Pendant Control • In-Cab Shut Off Switch • Push Button Control • Heavy-Duty I-Beam Dock Bumpers | <ul style="list-style-type: none"> • Light Kits • Trailer Kits • Aluminum Platform (AL) | <ul style="list-style-type: none"> • Power Down • Rubber Dock Bumpers • Power Unit Enclosures |
|---|--|--|

Model #	Platform	Load Capacity	Approx. Install Wt.	Bed Height Range
MDC30ET AL	72" or 84" x 40" + 6" (Alum)	3000 lbs.	905 or 925 lbs.	42" to 54"
MDC30ET	72" or 84" x 42" + 6"	3000 lbs.	1010 or 1045 lbs.	42" to 54"
MDC30ET	72" or 84" x 42" wedge	3000 lbs.	1000 or 1040 lbs.	45" to 54"
MDC30ET	72" or 84" x 42" + 10" Ret Ramp	3000 lbs.	1070 or 1080 lbs.	38" to 54"
MDC30ET AL	72" or 84" x 42" + 10" Ret Ramp(Alum)	3000 lbs.	910 or 935 lbs.	38" to 54"
MDC25ET	72" or 84" x 48" wedge (St/Alum)	2500 lbs.	975 or 990 lbs.	45" to 54"
MDC LB 25ET	72" or 84" x 48" wedge (St/Alum)	2500 lbs.	975 or 990 lbs.	38" to 45"
MDC25ET AL	72" or 84" x 48" wedge (Alum)	2500 lbs.	885 or 905 lbs.	45" to 54"
MDC LB 25ET AL	72" or 84" x 48" wedge (Alum)	2500 lbs.	885 or 905 lbs.	38" to 45"

Application: Van Bodies, Stake Bodies, and Trailers
ET- Electric with Toggle Switch Control/Gravity Down

Distributed By:

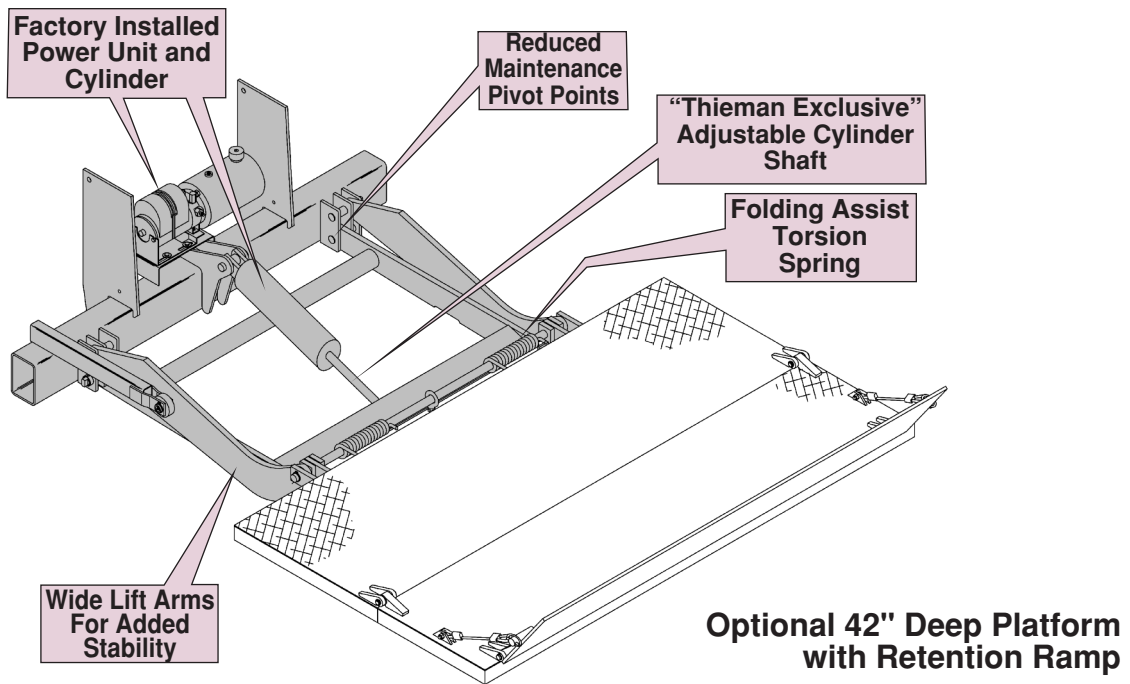
THIEMAN
TAILGATES INC.

Raising Performance to New Levels

600 East Wayne Street
 Celina, Ohio 45822
 Phone: 419-586-7727 or
 800-524-5210
 Fax: 419-586-9724
www.thiemantailgates.com
info@thiemantailgates.com

THIEMAN Reserves the right to Change Products
 Specifications at any time Without Prior Notice.
 Printed in U.S.A. Rev. 1/14 • 2M • MP80839

Features, Benefits and Specifications



STANDARD FEATURES AND BENEFITS:

- Pre-Assembled Pump and Cylinder for Quick and Easy Installation.
- Reduced Maintenance Bushings at All Major Pivot Points.
- Molded Toggle Switch (Convenient Mounting and Environmentally Sealed)
- 150 Amp Circuit Breaker for Electrical Protection.
- Torsion Springs for Easy Platform Handling.
- Heavy-Duty Reinforced Spacer with Automatic Latch.
- Standard Snubber Kit to Prevent Wear of Liftgate While in Traveling Position.
- Meets All TMC Electrical Guidelines for Reduced Service Requirements.

AVAILABLE OPTIONS FOR M SERIES:

- Pintle Hitch Bracket
- Remote Pendant Control
- In-Cab Shut Off Switch
- Aluminum Platform (36+6, 40+6 Deep)
- Heavy-Duty I-Beam Dock Bumpers
- Light Kits
- Trailer Kits
- Power Down
- Power Unit Enclosures

Model #	Platform	Load Capacity	Approx. Install Wt.	Bed Height Range
M-16ET	72" or 84" x 36" + 6"	1600 lbs.	820 or 840 lbs.	37" to 54"
M-20ET	72" or 84" x 36" + 6"	2000 lbs.	820 or 840 lbs.	37" to 54"
M-25ET	72" or 84" x 36" + 6"	2500 lbs.	940 or 960 lbs.	38" to 54"
M-30ET	72" or 84" x 36" + 6"	3000 lbs.	940 or 960 lbs.	38" to 54"
M-16ET	72" or 84" x 42" + 6"	1600 lbs.	835 or 860 lbs.	42" to 54"
M-20ET	72" or 84" x 42" + 6"	2000 lbs.	835 or 860 lbs.	42" to 54"
M-25ET	72" or 84" x 42" + 6"	2500 lbs.	955 or 980 lbs.	42" to 54"
M-16ET	72" or 84" x 42" wedge	1600 lbs.	820 or 845 lbs.	45" to 54"
M-20ET	72" or 84" x 42" wedge	2000 lbs.	820 or 845 lbs.	45" to 54"
M-25ET	72" or 84" x 42" wedge	2500 lbs.	940 or 965 lbs.	45" to 54"
M-16ET	72" or 84" x 42" + 10" Ret Ramp	1600 lbs.	840 or 885 lbs.	37" to 54"
M-20ET	72" or 84" x 42" + 10" Ret Ramp	2000 lbs.	840 or 885 lbs.	37" to 54"
M-25ET	72" or 84" x 42" + 10" Ret Ramp	2500 lbs.	990 or 1035 lbs.	38" to 54"

Application: Van Bodies, Stake Bodies, and Trailers
ET- Electric with Toggle Switch Control/Gravity Down

Distributed By:

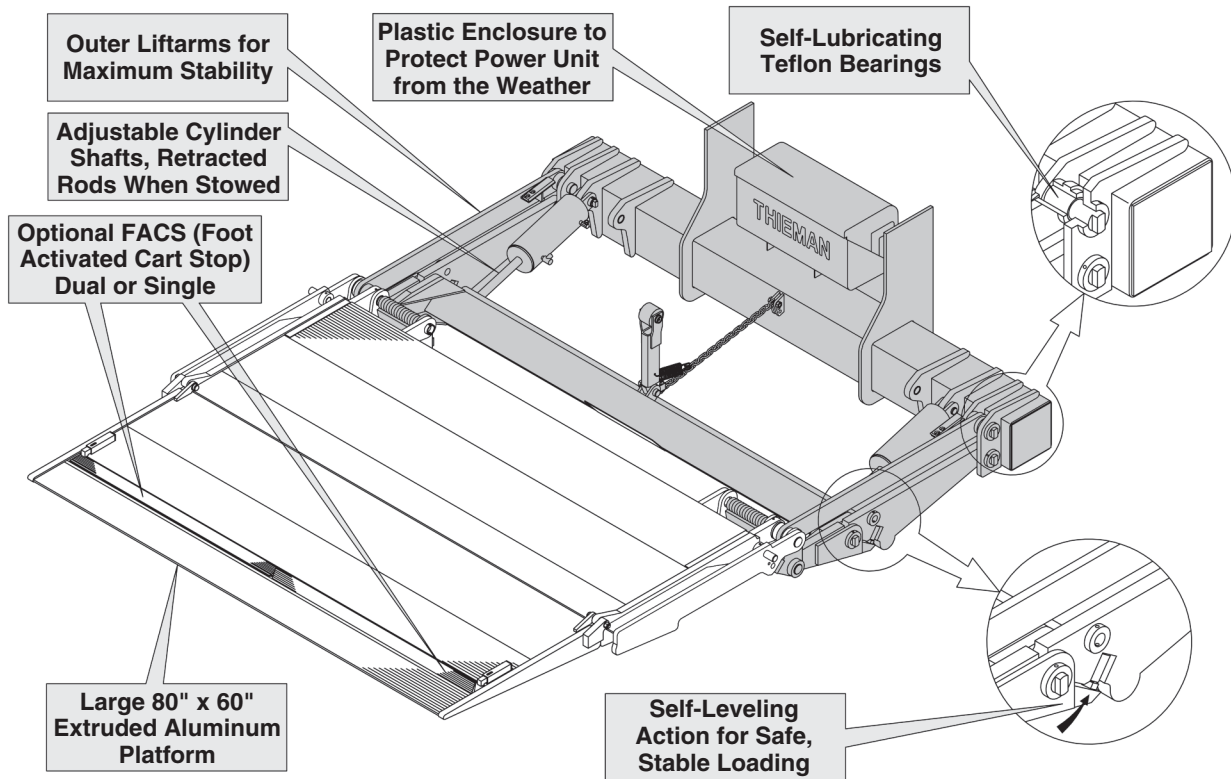
THIEMAN Reserves the right to Change Products Specifications at any time Without Prior Notice.
 Printed in U.S.A. Rev. 4/14 • 1M • MP81709

THIEMAN
TAILGATES INC.
Raising Performance to New Levels

600 East Wayne Street
 Celina, Ohio 45822
 Phone: 419-586-7727 or 800-524-5210
 Fax: 419-586-9724
www.thieman.com
info@thiemantailgates.com

Features, Benefits and Specifications

Model LRST-40 Standard Features



STANDARD FEATURES AND BENEFITS:

- | | | |
|--|---|---|
| <ul style="list-style-type: none"> • Self-Leveling Action to Provide Stable, "Level with Truck" Surface for All Types of Loads. • Teflon Composite Bearings Used with Stress-Proof Pins for Virtually Maintenance-Free Operation at Pivot Points. • No Lubrication Required at Pivot Points for Less Overall Maintenance. | <ul style="list-style-type: none"> • Dual Lift Cylinders for Maximum Stability. • Adjustable Cylinder Shafts for Adjusting Platform Height. • Adjustment Bolts for Adjusting Platform Angle. • Meets All TMC Electrical Guidelines for Reduced Service Requirements. • Power Up and Power Down for Better Cold Weather Operations. | <ul style="list-style-type: none"> • Plastic Pump Enclosure for Protection from Weather. • Sealed Toggle Switch Control for Easy Weather Proof Operation. • Dual Travel Latches to Secure Lift During Road Travel. • 150 Amp Circuit Breaker for Electrical Protection. • Snubber Kit for Reduced Movement While in Travel Position. |
|--|---|---|

AVAILABLE OPTIONS FOR LRST-40:

- | | | |
|--|--|--|
| <ul style="list-style-type: none"> • Remote Pendant Control • In-Cab Shut Off Switch • Heavy Duty I-Beam Dock Bumpers | <ul style="list-style-type: none"> • Rear Impact Guard (FMVSS 223) • Light Kits • Foot Activated Cart Stops | <ul style="list-style-type: none"> • Trailer Kits • PTO Power Source • Galvanized Undercarriage |
|--|--|--|

Model #	Platform	Ramp	Load Capacity	Lowering	Approx. Install Wt.	Bed Height Range
LRST 40 EST	80" X 60"	Full Taper	4000 Lbs.	Power	1450	46" to 56"
LRST 40 ESPB	80" X 60"	Full Taper	4000 Lbs.	Power	1450	46" to 56"

Application: Van Bodies, Trailers and Stake Bodies

EST-Electric w/Toggle Switch Control/Power Down *ESPB - Electric w/Push Button Control/Power Down

Distributed By:

THIEMAN Reserves the right to Change Products Specifications at any time Without Prior Notice.
Printed in U.S.A. Rev. 5/10 • 2M • MP70077

THIEMAN
TAILGATES INC.
Raising Performance to New Levels

600 East Wayne Street
Celina, Ohio 45822
Phone: 419-586-7727 or
800-524-5210
Fax: 419-586-9724
www.thiemantailgates.com
info@thiemantailgates.com