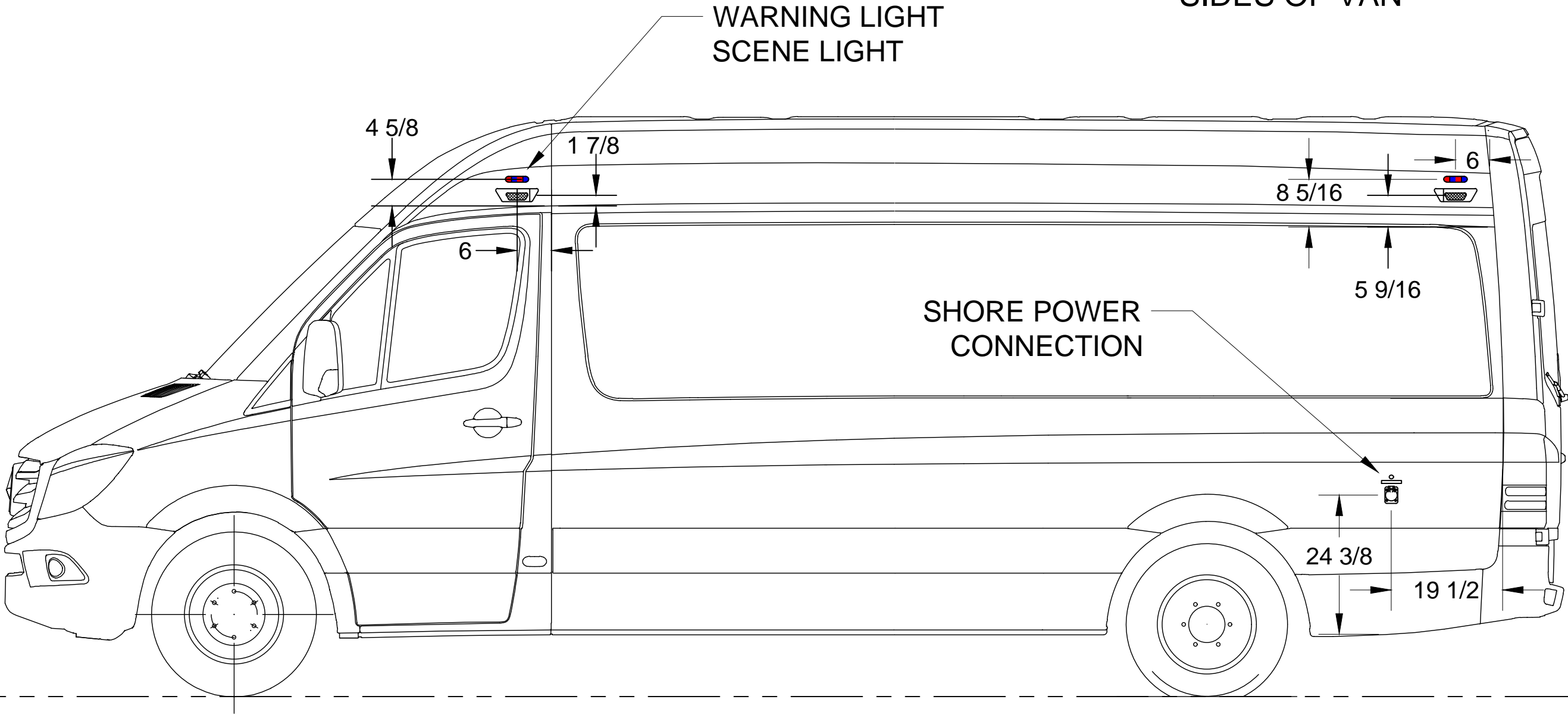


ALL DIMENSIONS ARE APPROXIMATE

LIGHTS AND POWER CONNECTION
LOCATIONS TYPICAL FOR BOTH
SIDES OF VAN



EXTERIOR STREETSIDE PLAN



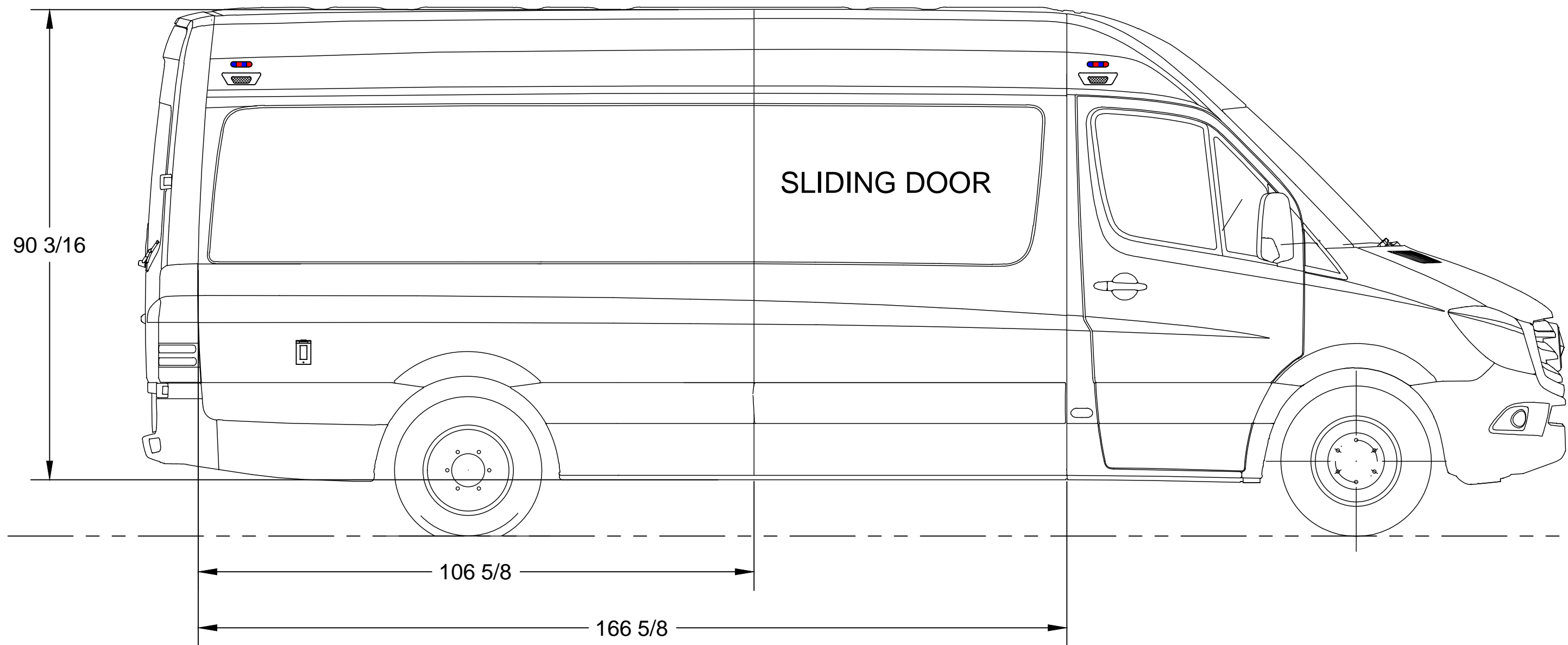
3656 Centerview Dr Ste. 4
Chantilly, VA 20151

CONCEPTUAL

DRAWING IS PROPERTY OF TECHOPS SPECIALTY
VEHICLES, LLC. UNLAWFUL TO COPY OR
DISTRIBUTE WITHOUT PERMISSION.

DRAWING #:			REV:	
AMBUBUS			1	
DESCRIPTION:				
AMBUBUS VAN CONVERSION STANDARD CONFIGURATION				
CUSTOMER:				
JASON HAMM				
DRAWN BY:	DATE:	SCALE:	SIZE:	SHEET:
SMS	07.08.2020	1:20	B	1 OF 7

ALL DIMENSIONS ARE APPROXIMATE



EXTERIOR CURBSIDE PLAN



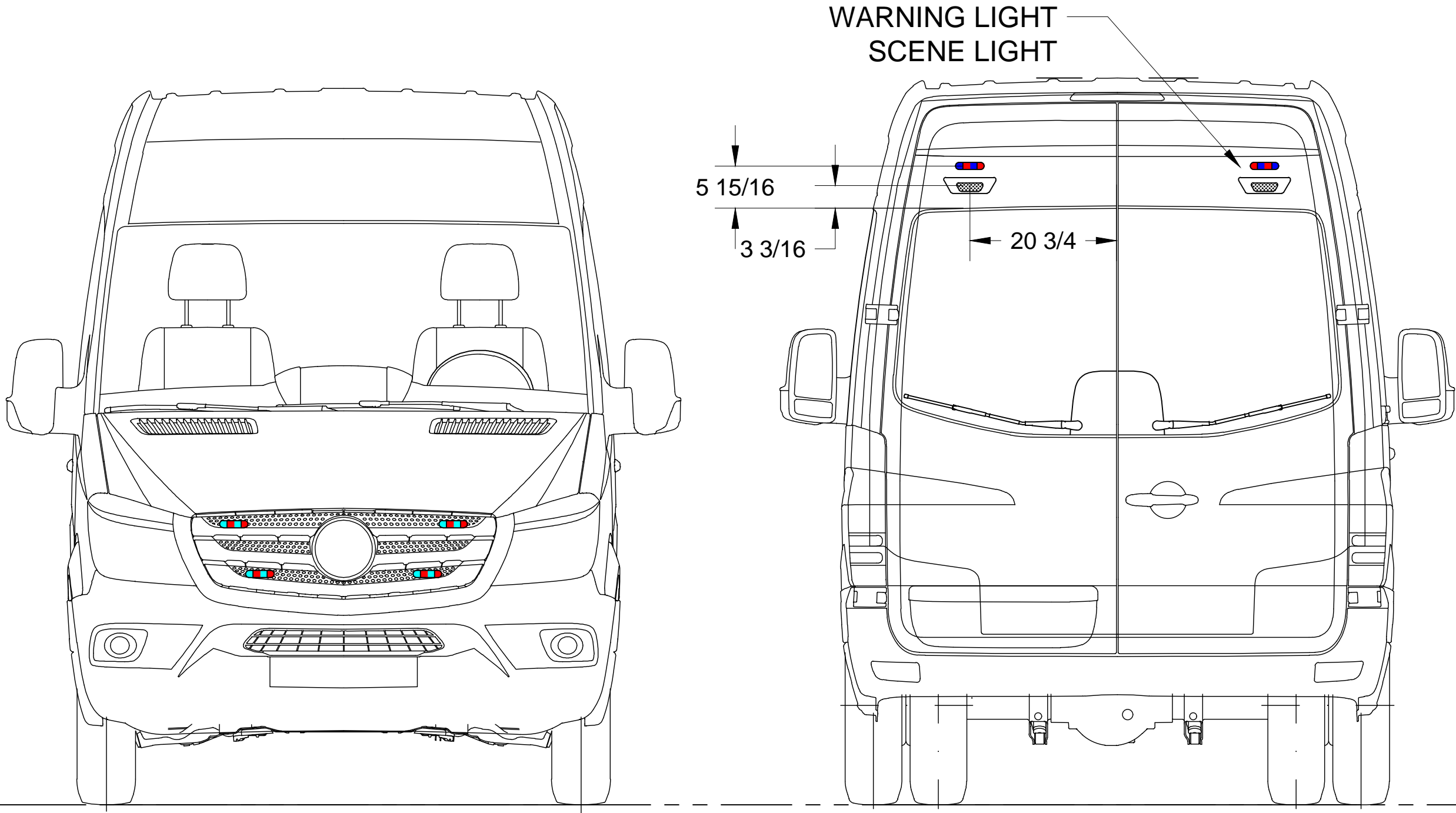
3656 Centerview Dr Ste. 4
Chantilly, VA 20151

CONCEPTUAL

DRAWING IS PROPERTY OF TECHOPS SPECIALTY
VEHICLES, LLC. UNLAWFUL TO COPY OR
DISTRIBUTE WITHOUT PERMISSION.

DRAWING #: AMBUBUS			REV: 1	
DESCRIPTION: AMBUBUS VAN CONVERSION STANDARD CONFIGURATION				
CUSTOMER: JASON HAMM				
DRAWN BY: SMS	DATE: 07.08.2020	SCALE: 1:20	SIZE: B	SHEET: 2 OF 7

ALL DIMENSIONS ARE APPROXIMATE



EXTERIOR FRONT AND REAR PLAN



3656 Centerview Dr Ste. 4
Chantilly, VA 20151

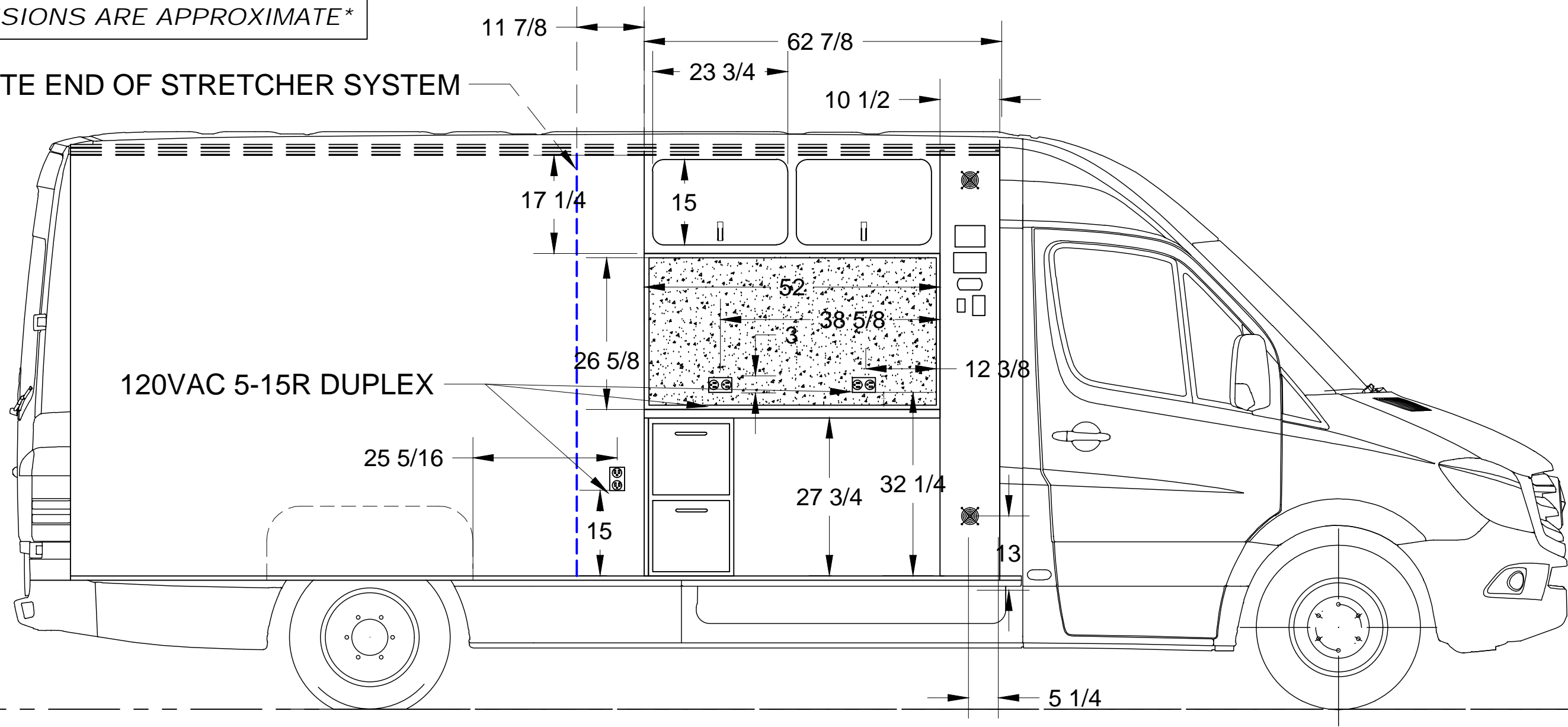
CONCEPTUAL

DRAWING IS PROPERTY OF TECHOPS SPECIALTY
VEHICLES, LLC. UNLAWFUL TO COPY OR
DISTRIBUTE WITHOUT PERMISSION.

DRAWING #: AMBUBUS				REV: 1	
DESCRIPTION: AMBUBUS VAN CONVERSION STANDARD CONFIGURATION					
CUSTOMER: JASON HAMM					
DRAWN BY: SMS		DATE: 07.08.2020	SCALE: 1:16	SIZE: B	SHEET: 3 OF 7

ALL DIMENSIONS ARE APPROXIMATE

APPROXIMATE END OF STRETCHER SYSTEM



CREATE 2 LARGE ACCESS DOORS LOCATED ON THE SIDE OF THE ELECTRICAL CABINET FACING THE DESK. ONE DOOR BETWEEN DESK AND OVERHEAD CABINETS, AND ONE DOOR BELOW DESK.

LAYOUT ELECTRICAL PANEL ON CABINET FACE RATHER THAN USING ELECTRICAL DOOR PANEL.

INTERIOR STREETSIDE PLAN



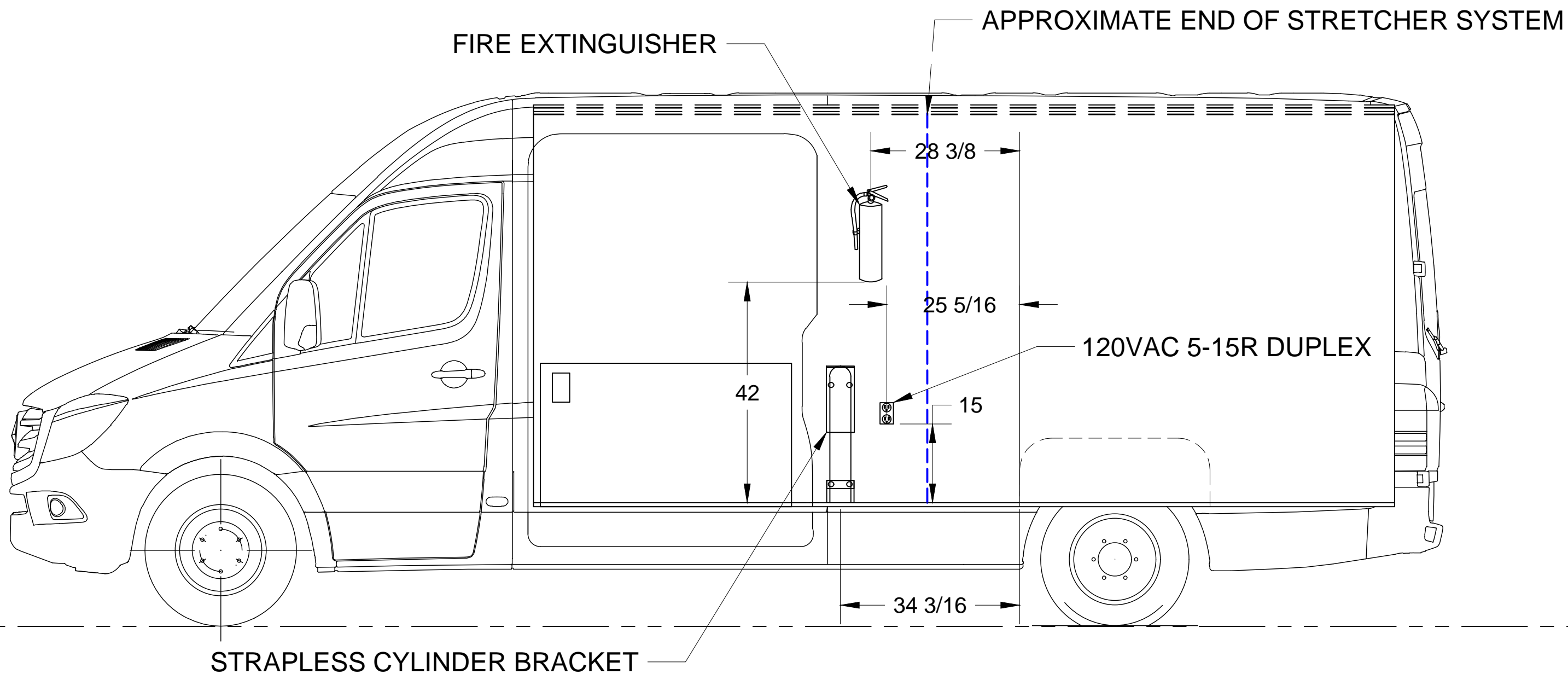
3656 Centerview Dr Ste. 4
Chantilly, VA 20151

CONCEPTUAL

DRAWING IS PROPERTY OF TECHOPS SPECIALTY VEHICLES, LLC. UNLAWFUL TO COPY OR DISTRIBUTE WITHOUT PERMISSION.

DRAWING #:	AMBUBUS	REV:	1
DESCRIPTION:	AMBUBUS VAN CONVERSION STANDARD CONFIGURATION		
CUSTOMER:	JASON HAMM		
DRAWN BY:	DATE:	SCALE:	SIZE: SHEET:
SMS	07.16.2020	1:20	B 4 OF 7

ALL DIMENSIONS ARE APPROXIMATE



INTERIOR CURBSIDE PLAN



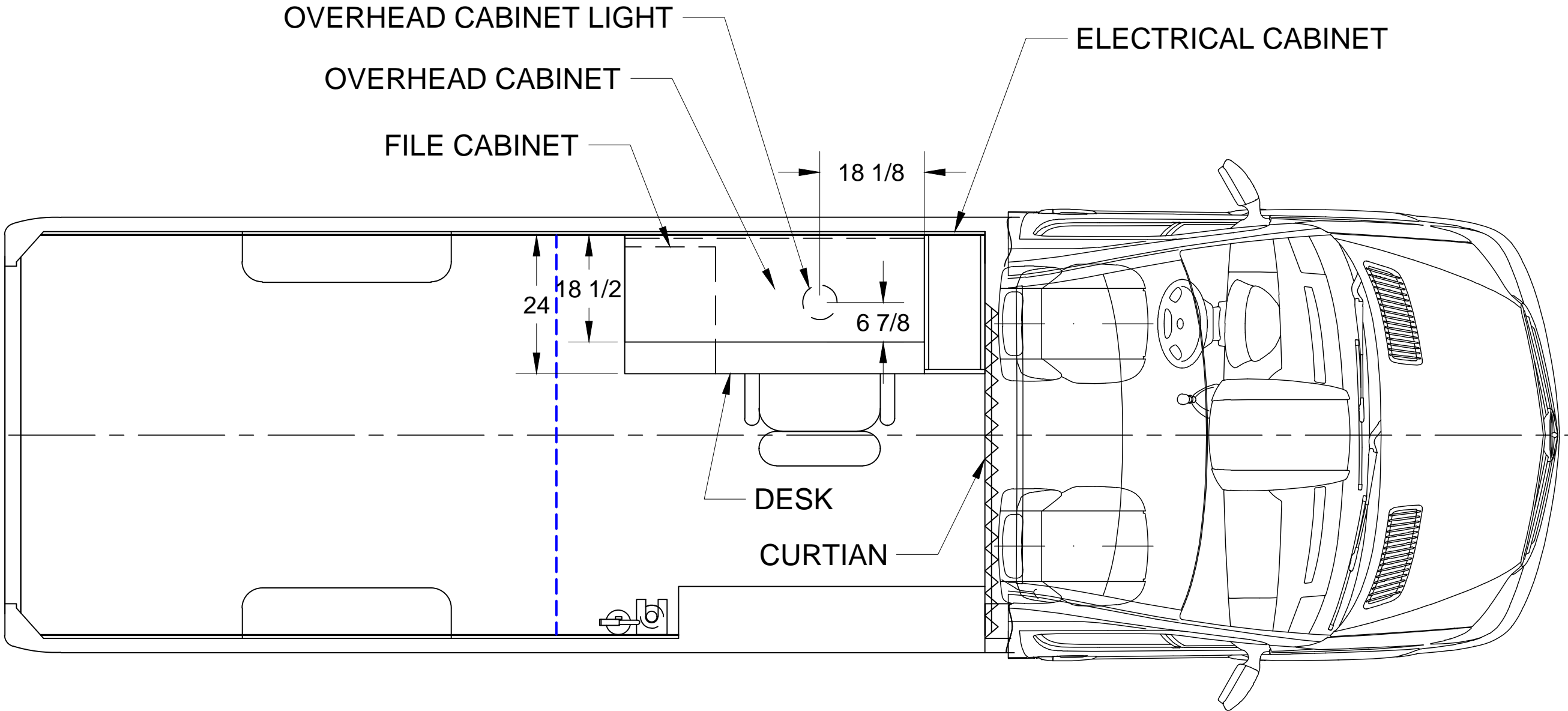
3656 Centerview Dr Ste. 4
Chantilly, VA 20151

CONCEPTUAL

DRAWING IS PROPERTY OF TECHOPS SPECIALTY VEHICLES, LLC. UNLAWFUL TO COPY OR DISTRIBUTE WITHOUT PERMISSION.

DRAWING #: AMBUBUS			REV: 1	
DESCRIPTION: AMBUBUS VAN CONVERSION STANDARD CONFIGURATION				
CUSTOMER: JASON HAMM				
DRAWN BY: SMS	DATE: 07.16.2020	SCALE: 1:20	SIZE: B	SHEET: 5 OF 7

ALL DIMENSIONS ARE APPROXIMATE



FLOOR PLAN



3656 Centerview Dr Ste. 4
Chantilly, VA 20151

CONCEPTUAL

DRAWING IS PROPERTY OF TECHOPS SPECIALTY VEHICLES, LLC. UNLAWFUL TO COPY OR DISTRIBUTE WITHOUT PERMISSION.

DRAWING #: AMBUBUS			REV: 1	
DESCRIPTION: AMBUBUS VAN CONVERSION STANDARD CONFIGURATION				
CUSTOMER: JASON HAMM				
DRAWN BY: SMS	DATE: 07.16.2020	SCALE: 1:20	SIZE: B	SHEET: 6 OF 7

ALL DIMENSIONS ARE APPROXIMATE

COURTESY
LIGHTS

23 1/4

23 1/4

23 1/4

23 1/4

23 1/4

23 1/4

OVERHEAD
LIGHTS

93

34 7/8

INTERIOR ROOF



3656 Centerview Dr Ste. 4
Chantilly, VA 20151

CONCEPTUAL

DRAWING IS PROPERTY OF TECHOPS SPECIALTY
VEHICLES, LLC. UNLAWFUL TO COPY OR
DISTRIBUTE WITHOUT PERMISSION.

DRAWING #: AMBUBUS			REV: 1
DESCRIPTION: AMBUBUS VAN CONVERSION STANDARD CONFIGURATION			
CUSTOMER: JASON HAMM			
DRAWN BY: SMS	DATE: 07.16.2020	SCALE: 1:12	SIZE: SH