



LIFE LINE
EMERGENCY VEHICLES

North Carolina Sherriff's Association

Southeastern Specialty Vehicles
Dennis Tingen
911 Martin Creek Road
Henderson, North Carolina 27537
866-640-2028
Dennis.Tingen@ssvsales.com

Southeastern Specialty Vehicles
Dennis E. Tingen
911 Martin Creek Road
Henderson, North Carolina 27537
866-640-2028
Extension 5101
252-430-1503
Dennis.Tingen@ssvsales.com


Exp. Date: 06/17/2022
Quote No: 10037-0001
BODY: VICTORY B



NCSA 2023 Type III Ford Victoryliner E450
167" VICTORYLINER TYPE III



05/23/2022 12:00:43



Page 1



PART NO	DESCRIPTION	QTY
== 167" VICTORYLINER TYPE III - 1.000 01/12/22 ==		1
MASTER PARTS REVISION DATE (Start 04-06-22 to 07-12-22)		1
00-00-0500	LIFE LINE WARRANTY Warranties Include: Lifetime Modular Body Warranty Lifetime Electrical Harness Warranty Lifetime Limited Cabinet Warranty 5-Year/60,000 Mile Product Conversion Warranty 10-Year/100,000 Mile Electrical Warranty Elite System 6-Year Pro-Rated LL Paint Warranty Which is as follows: For 3 Years 100% 4th Year 50% 5th Year 25% 6th Year 10%	1
00-00-0700	>>>SHOP COPY DATE - FACTORY USE ONLY<<< Date Order Placed By Dealer: Draft Work Order Process Date: 1st Dealer Draft Date: Final Dealer Draft Date: Sign-Off Date: Parts/Drafting/Paint: Shop Release Date:	1






PART NO	DESCRIPTION	QTY	
	SFD:		
00-00-0800	Customer Contact Person (Required For Factory Use) Specify Name And Number:T.B.A.	1	
00-00-0805	Customer End User Contact Person & E-mail (Required For Factory Use) Specify Name and E-mail:	1	
00-00-FL00	Fill Unit With Fuel For Delivery (Charge To Dealer Account)	1	
00-00-FN00	Specify FORD Fleet Number If Available (FORD Chassis Only) Specify FIN Number:T.B.A. If Available.	1	
00-00-PU00	Specify Previous Unit Number: (FACTORY USE ONLY) ***BODY STYLE***	1 1	
00-01-3700	167" x 96" VICTORYLINER TYPE III BODY Includes wide aisle width.	1	
15-01-8500	-- Cab To Module Sliding Door ***CHASSIS***	1 1	
10-00-0100	Chassis VIN Number: (FACTORY USE ONLY)	1	
10-00-1501	2024 Ford E-450 SD Cutaway Van (Gas V8 Engine) Includes the standard Ford O.E.M. 3-Year/36,000 Mile warranty. Includes rubber floor as standard. Final Price T.B.D.	1	
10-01-5510	-- IPD/Roadmaster Rear Sway Bar E-450 #1139-197 Rear sway bar for E450 without tire chains	1	
60-01-4000	-- Federal Signal ES100C Thru Bumper Speakers (E-Series) "F" Guard Cover Included	1	
10-01-3400	**FACTORY USE ONLY** Spare key and owner's manual to be shipped loose with the completed vehicle.	1	
10-01-7500	Real Wheels Stainless Steel Wheel Covers Includes Air Max valve extenders.	1	
10-02-1100	E-Series O.E.M. Door Mirrors Dual powered trailer tow mirrors.	1	
10-02-3500	O.E.M. Radio W/Cab Speakers	1	
10-02-5000	Low Voltage Throttle Manager	1	
10-02-5700	Hand Held Cab Spot Light This option includes a 12v outlet for the light. Please specify location for the outlet: Spot light to ship loose unless otherwise specified.	1	


PART NO	DESCRIPTION	QTY	
10-02-6500	E-Series Molded Console With Added Map Box Storage Area Includes a medium sized, floor mounted map storage box in addition to the engine cover mounted console. See drawings for actual design.	1	
10-03-8500	Dual Matched Batteries In Slide Out Compartment Standard group 65 batteries.	1	
10-04-3500	Owner's Manual (1 Included With Unit) ***MODULAR BODY TYPE III***	1 1	
15-01-1655	Federal K-Spec Package Thru Change Notice 14 Includes: - Upgraded vinyl 40oz or better - (2) 5# fire extinguishers, shipped loose. - Oxygen wrench, shipped loose. - Lock on cab-to-module door or window that is lockable from cab side. - Will meet federal K-Spec through the current change notice. - Includes weight labels on all interior cabinets and shelves. - Includes SSCOR suction canister clip #230-00003	1	
90-01-5100	-- Install 3/4" White Reflective Tape Around Side And Rear Entry Doors KKK-F Certification Requirement.	1	
15-01-5000	Standard 72" Finished Headroom	1	
15-01-6500	Bulkhead Wall Recessed Additional 3" Includes a total of 6" recess ILOS.	1	
15-02-0000	Standard Perko Body Intake And Exhaust Vents (3-STD)	1	
15-02-1600	1 Piece Stainless Steel Wheel Well Trim Rings (Small) 18.75" radius for Ford E-Series, F-Series, RAM, Chevy G-Series, CK and TerraStar	1	
15-02-2500	Standard Cast Fuel Fill Housing ***MODULE DOORS AND WINDOWS***	1 1	
20-00-0100	2 Red Reflectors On Each Module Entry Door One Mounted At The Top And One Mounted At The Bottom.	1	
20-00-0500	Combination Extruded/Pan Formed Module Entry Doors With Clean Seal #50512 Door Gaskets. Includes Stainless Steel Sill Plates. Non-Slip Tape on Side Entry Sill Plate	1	
20-01-0000	Full Height Side Entry Door With Gas Style Hold-Open Position The Hold-Open At 90 Degrees.	1	
20-01-1000	Side & Rear Entry Door Thresholds With Black/Yellow Safety Anti Slip Tape	1	
20-01-1900	Fixed Side Entry Door Window (Bronze Tint) With Bronze Tint Option.	1	
20-01-3500	Rear Doors With Grabber Style Hold-Opens	1	
20-01-5400	Fixed Rear Entry Door Windows (Bronze Tint) With Bronze Tint Option.	1	


PART NO	DESCRIPTION	QTY	
20-01-9010	Exterior Assist Handles On Side Or Rear Entry Door Not Included (Victoryliner) Specify Deletion Location:	1	
20-02-0000	Tri-Mark 030-18 Free Float Handles with Chrome Exterior and Black Pocket	1	
20-02-1500	Primary & Secondary Exterior & Interior Rear Door Free Float Handles Standard	1	
20-02-1600	Secondary Door Release Latches On All Entry Doors (3) L04025 Label LH Arrow (3) L04026 Label RH Arrow	1	
20-02-2500	Shielded Cable Activated Module/Compartment Door Latches	1	
20-02-3500	Cage Nuts On All Door Panels	1	
20-02-4100	Smooth Aluminum Plate Lower Module Entry Door Trim Panels	1	
20-02-6000	Diamond Plate Side Entry Door Stepwell W/Sealed Seam Edges TYPE 1'S WILL HAVE DUAL SIDE ENTRY STEP STANDARD E & G Series with 3" Lower Skirt Specified will have Dual Side Entry Step	1	
EXTERIOR COMPARTMENTS		1	
25-00-0100	SPECIAL NOTE TO DEALER Custom Compartment Options/Designs Not Listed In The Published Options List MAY Result In Additional Charges.	1	
25-00-0200	2 Red Reflectors On Each Full Height Compartment Door One Mounted At The Top And One Mounted At The Bottom. One Reflector Mounted On Each Standard Height Compartment Door.	1	
25-00-0500	Combination Extruded/Pan Formed Compartment Doors With Clean Seal #50512 Door Gaskets And Stainless Steel Sill Plates. Includes Gas Style Hold-Opens Unless Otherwise Noted. Special Note To Production: Position All Gas Hold-Opens For Maximum Allowable Door Opening. Does Not Include Doors That May Hit Other Compartment Doors.	1	
25-00-0610	Smooth Aluminum Plate Exterior Compartment Door Panels	1	
25-01-0000	Magnetic Compartment Door Switches	1	
25-01-1000	Polyurethane Compartment Lining-Standard Gray	1	
25-01-2500	Standard TecNiq Model E41 LED Strip Lighting Surface Mounted Compartment Lights One Strip To Be Installed Vertically Inside Door Frame Against Wall #1 Or #3 As The Standard. The Standard Light Lengths Used Are: 18" E22140 31.5" E22141 54" E22145 72" E22149	1	

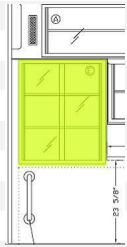

PART NO	DESCRIPTION	QTY	
25-01-3300	Black Texture Coated Aluminum Exterior Compartment Vents	1	
25-04-3510	Full Height Victoryliner Curbside Front IS/OS Compartment	1	
25-04-5500	1 Fixed And 2 Adjustable IS/OS Compartment PVC Shelves (1) Adjustable In The Upper Section. (1) Adjustable In The Lower Section.	1	
25-04-7000	Cabinet Liner Lined Walls In The IS/OS Compartment	1	
25-04-8010	Victoryliner Curbside Front Battery Compartment	1	
25-05-3010	167" Victoryliner Curbside Rear Backboard Compartment Includes Fixed Vertical Divider And Horizontal Shelf. Install The Vertical Divider In The Center. Install The Horizontal Divider On The Right Side.	1	
25-05-3510	Victoryliner Full Height Streetside Front Compartment	1	
25-05-5010	Victoryliner Streetside Double Door Intermediate Compartment	1	
25-06-3510	3/4 Height Single Door Streetside Rear Compartment	1	
25-11-8010	Smooth Aluminum Adjustable Shelf W/ Ribbed Rubber Matting (Ea) Smooth Aluminum With Standard 2" Lips. Specify Compartment:	3	
25-12-5010	Fixed Smooth Aluminum Shelf W/Ribbed Rubber Matting (Ea) Smooth Aluminum With Standard 2" Lip Specify Compartment:	1	
25-12-8000	Add IS/OS Access To Exterior Compartment (Ea) Specify Compartment:	1	
	REAR STEP AND BUMPER ASSEMBLY	1	
30-01-0000	Rear Bumper With Angled Style End Caps (LOW) Includes Standard Reinforced Corner Angle Supports. Center Section And End Caps To Be At The Same Height Truss Head Style Phillips Screws Are To Be Used To Secure The Diamond Plate Bumper Pod To The Sub-frame	1	
30-01-3500	Full Width Diamond Plate Rear Kick Plate	1	
	IMPACT RAILS, STONE SHIELDS AND RUNNING BOARD	1	
35-01-0000	One Piece Body Side Panels With Aluminum Lower Impact Rails Includes Lower Impact Rails Only.	1	
35-01-2000	Diamond Plate Running Boards	1	
35-01-7500	Rear Mud Flaps With Metal Stabilizers	1	
35-01-9000	Stainless Steel Compartment And Entry Door Sill Plates	1	





PART NO	DESCRIPTION	QTY	
35-02-0000	Drip Rail Over Doors Specify ship loose, install or delete. No credit available if deleted.	1	
35-02-1000	24" High Front Stone Guards With Sealed Top Edge.	1	
	ELECTRICAL SYSTEM	1	
40-00-0550	Elite G3 Touch Screen Electrical System Includes: (1) Front Switch Panel, (1) Rear Switch Panel. (2) Carling Switches with Stainless Steel Guard (1) Center Strip Lights (1) Momentary Disable Switch For Curb Side Scene Lights. Standard Location Is The R.F.S. Cabinet. (1) Electric Oxygen with Regulator And Oxygen Display. Regulator Mounted On A Bracket Remote From The Oxygen Tank. Includes High Pressure Hose From The Tank To The Regulator. (3) Power Point Studs - They Will Include A Full-time Hot, Battery On (Ignition Hot), & Ground. These Are Rated 20 AMPS Or Less. Dealer To Specify Location: (1) Back-Up Camera White (ASA VCMS20) (This Camera Will Always Be Displayed Thru The Elite Front Touch Screen And The Camera Head Will Be White Unless Otherwise Specified) Specify (VCMS24B) For Black Dome Lights On Low With Entry Door. (On High Is Not An Option) The R.F.S. Switch May Turn On the Dome Lights On High or the Center Strip Lights. Specify: Inverter Will Come On With Ignition If One Is Specified, Along With Button Provided On Switch Panel.	1	
40-01-2000	Reverse Activated Alarm With Momentary Auto Reset Switch ECCO #575 Alarm.	1	
40-01-2500	20 Amp Shoreline Inlet W/Heavy Duty Hubble Inlet Cover Includes Gray Heavy Duty Hubble Cover. Requires Exterior Access Plate For Painted Access Plate to Match Module SEE 15-02-3200 & specify 15-02-3220 Specify Location: SPECIAL NOTE ABOUT 125 VOLT CURRENT DRAW (AMPS) This Unit Has A 20 Amp Shoreline Inlet That At A Capacity Rating Of 125% Has A Maximum Amperage Load Of 16 Amps. This Unit As Ordered Has A Total 125 Volt Amp Draw Of ** Amps. This Leaves A Reserve Of ** Amps For Interior Outlets. This DOES NOT Include Any Customer/Dealer Installed Equipment.	1	
40-01-6900	**FACTORY USE ONLY** Shoreline Inlet Adapter Plug Present.	1	




PART NO	DESCRIPTION	QTY	
40-01-9500	IOTA DLS-45 Battery Charger	1	
40-02-6000	Wire Only For Customer Inverter Specify Brand/Model And Mounting Location: NOTE: THE PRE-WIRE DOES INCLUDE A BUTTON ON THE TOUCH SCREEN FOR FUTURE USE.	1	
40-03-0000	Action Area Dual 2.4 amp USB Charger And 20 amp 12v Outlet Full Time Hot Circuit.	1	
40-03-2000	R.F.S. Cabinet Dual 2.4 amp USB Charger And 20 amp 12v Outlet Mounted In The Lower Section On Wall #1. Full Time Hot Circuit.	1	
40-03-6000	Action Area 125 Volt Standard Style Hospital Grade Outlet	1	
40-03-7000	R.F.S. Cabinet 125 Volt Standard Style Hospital Grade Outlet Mounted In The Lower Section On Wall #1.	1	
40-04-4000	Power Door Locks For Side Entry & Rear Entry Doors	1	
40-04-6000	Hidden Switch In Rear License Plate Housing (Unlock Only) Unlocks Cab & Module For Dodge, G-Series & Freightliner Unlocks Modules Only For E & F Series Unlocks Cab & Module For International When Cab is Running Only	1	
40-05-1495	12 Volt Power And Ground Circuit For Flashlight (Victoryliner) Specify Location: 5amp circuit ea.	1	
INTERIOR LIGHTING		1	
45-01-0000	Oxygen Compartment Light	1	
45-01-0500	Side Entry Door Stepwell 3" Round LED Light Whelen 3" Round Super-LED Surface Mounted	1	
45-01-1510	8 Ceiling Lights Tecniq 8" LED Neutral White Frosted Dome With Chrome Trim 4-Streetside 4-Curbside TecNiq# E08-LC00-1	1	
45-01-3000	TecNiq LED Action Area Light E32-L00S-1 14" Light	1	


PART NO	DESCRIPTION	QTY	
EXTERIOR LIGHTING		1	
50-01-0000	Whelen 600 Series "LED" Stop/Tail Lights (Pr) Use Whelen #60BTT Lights (Meets SAE Requirements). Mounted Above The Rear Kick Plate.	1	
50-01-6000	Whelen 600 Series "LED" Populated Amber Turn Lights (Pr) Mounted Above The Rear 600 Series LED Stop/Tail Lights. They shall be programmed to flash sequentially in the direction of the arrow.	1	
50-02-9000	C.P.I. License Plate Housing	1	
50-02-9520	Whelen 600 Series "LED" Minimum-Populated Back-Up Lights (Pr) Mounted Above The Rear Turn Lights Unless Otherwise Specified. Model # 60C00VCR	1	
50-03-2000	Two Reverse Activated Whelen 900 Halogen Rear Load Lights Whelen Part#90E000ZR	1	
50-03-5500	Whelen 900 Halogen Side Scene Lights (Two Each Side) Whelen Part#90E000ZR	1	
50-03-9000	Right Side Scene Lights On With Open Side Entry Door	1	
50-04-2000	Rear Side Scene Lights On In Reverse IATS	1	
50-04-5000	Wire Rear Emergency Light Flashers To Brake Circuit IATS Specify Light Location:	1	
50-04-7500	Federal Commander COM1 "LED" ICC Marker Lights COM1MC-A=Amber COM1MC-R=Red	1	
50-04-8000	Innovative Lighting Slimline Rear DOT/Brake Light Mounted Above The Rear Doors. Mounted Above The Drip Rail Unless Otherwise Specified. Mid Sections To Be Wired Thru The Brake Light Circuit.	1	
50-04-8100	Innovative Lighting Slimline Front DOT Light Mounted Above The Drip Rail Unless Otherwise Specified.	1	
RADIO PROVISIONS AND AIR HORNS		1	
Pricing does not include installation of customer supplied radio equipment unless otherwise stated. All customer supplied radio equipment must be received at Life Line prior to construction start date.			
55-01-8500	KE-794 Antenna Base With Coax Specify Termination Location: (1) Front Module Roof To The Auxiliary Electrical Cabinet. (Unless Otherwise Specified). Coil, Zip Tie & Tag Include rain caps on all module roof antenna bases	1	
55-02-1500	KE-794 Module Roof Antenna Base/Coax (Ea) Specify Termination Location: Coil, Zip Tie & Tag Include rain caps on all module roof antenna bases	1	
SIRENS AND EMERGENCY LIGHTING		1	

PART NO	DESCRIPTION	QTY	
60-01-1000	Standard Siren Whelen 295HFS2 Siren System THIS IS A SINGLE AMP SIREN MEETS 49 STATE REQUIREMENTS	1	
60-01-9000	4 Whelen 900 Super "LED" Side Module Warning Lights Part #90RR5FRR Mount The Side Lights Inline. Model # ILOS: Specify KKK Or Comet Flash Pattern: REQUIRES EXTERNAL FLASHER. NON KKK PATTERNS REQUIRE AUX FLASHERS (#60-11-40).	1	
60-02-8020	7 Whelen 900 Super "LED" Front Module Warning Lights W/Color Lens (Victoryliner) Specify Whelen Part #: Steady (SMART) Flash Unless Otherwise Specified Specify KKK Or Comet Flash Pattern: REQUIRES EXTERNAL FLASHER. NON KKK PATTERNS REQUIRE AUX FLASHERS (#60-11-40).	1	
60-02-9500	2 Whelen 900 Super "LED" Rear Module Warning Lights #90RR5FRR With Red Lens Unless Otherwise Specified. Specify KKK Or Comet Flash Pattern: REQUIRES EXTERNAL FLASHER. NON KKK PATTERNS REQUIRE AUX FLASHERS (#60-11-40).	1	
60-03-3000	1 Whelen 900 Super "LED" Center Rear Warning Light Part #90AA5FAR Amber Lens Unless Otherwise Specified. Model # ILOS: Specify KKK Or Comet Flash Pattern:	1	
60-04-4610	Emergency Lights On In Reverse Specify which Button on the touch screen or flasher circuit is to be activated.	1	
60-04-5300	2 Whelen 500 Super "LED" Grille Lights #50R02ZRR Red Lens With Steady Flash Unless Otherwise Specified. E-Series requires: CPI #LH52605, driver's side CPI #LH52606, passenger's side	1	
60-05-0500	2 Whelen 700 Super "LED" Intersection Lights Part#70R02FRR Model # ILOS: Specify KKK Or Comet Flash Pattern:	1	
60-10-0130	Rear Window Level Whelen 900 Red Or Amber Or Blue Or Clear Super "LED" Lights(2) Specify Whelen Light Number: Specify KKK Or Comet Flash Pattern:	1	

PART NO	DESCRIPTION	QTY	
	NON KKK PATTERNS MAY REQUIRE AUX FLASHERS (#60-11-40).		
	PATIENT COMPARTMENT	1	
65-00-0100	Standard Solid Surface Construction Interior Cabinets	1	
65-00-9900	SPECIAL NOTE TO DEALER Custom Cabinet Options/Designs Not Listed In The Published Options List MAY Result In Additional Charges.	1	
65-01-2000	Standard Smooth Headliner	1	
65-01-3000	1/4" Clear Polycarbonate Sliding Doors On Cabinets Includes Brushed Finish Interior Trim.	1	
65-02-2215	"LL Standard Package" Performance Load System This is the Stryker Performance Load Option. Will Be Center Mount Unless Otherwise Specified Includes: Floor Structure - Tapping Blocks Pre-Wire with 10 Gauge Power and Ground with a 15 Amp Circuit Breaker Powered by Shoreline or Battery on Power. The Power And Ground Is Run To Inside The Track. Power & Performance Load Floor Plate Kit #6390-700-001 Needs To Include Track Cover #6390-001-109 Push Rail Floor Mount Only Stryker Part# 6360-30-11 Includes Hardware Kit F09053 Which Is (2) Silver Knobs (2) Threaded Stryker Plates To Install In The Track If Customer Or Dealer Needs To Install Antlers. These Are To Be Installed In The Track By Life Line Installer.	1	
65-02-7500	L.R.O. Cabinet With Sliding Polycarbonate Door	1	
65-03-2500	Cabinet Above The Side Seat With Sliding Polycarbonate Door	1	
65-03-7001	Victoryliner L.F.O. Cabinet With Sliding Polycarbonate Door Size: 22-3/4"H x 28"W x 15-1/4"D Includes 4 Shelves	1	
65-04-1000	Left Rear Base Cabinet With Sliding Polycarbonate Door Includes (2) Adjustable shelves	1	
65-04-6610	Telemetry Area Cabinets Not Included (Victoryliner)	1	
65-04-8510	Action Area Cabinet With Polycarbonate Doors Hinged Polycarbonate Doors With Metal Frame. Includes (2) Adjustable Shelves	1	
65-05-0000	Slanted Action Area Switch Panel Includes Sliding Polycarbonate Doors Forward Of The Switch Panel Unless Otherwise Specified.	1	
65-05-4500	Side Facing CPR Seat w/Contoured Ergo Backrest & 4-Point Belt with Hinge Lid Includes Black IMMI 4-Point Seat Belt.	1	
65-05-7000	Rear Facing EVS Sewn Attendant Seat On EVS Pedestal/Swivel Base 177030 EVS Sewn Seat with Life Line Logo To Match Cushion Vinyl unless otherwise specified Includes 3-Point Belt Question: Will there be an O2 Bottle Attached to the Head of the Cot?	1	

PART NO	DESCRIPTION	QTY	
	Requires Lower Streetside Aisle Cabinet And Bulkhead Wall Cabinet For Overflow Electrical Equipment.		
65-06-2000	Rear Facing Electrical Cabinet And Door Vent Accordingly	1	
65-07-0000	Right Front Upper ALS Cabinet With Solid/Polycarbonate Doors Solid Surface Doors With Vented Polycarbonate Inserts.	1	
65-07-3000	Right Front Lower ALS Cabinet With Solid/Polycarbonate Doors Solid Surface Door With Vented Polycarbonate Inserts.	1	
65-07-5300	Top R.F.S. Cabinet W/Top Hinged Solid Door ILOS Heat/AC Includes Gas Style Hold-Opens.	1	
65-07-5410	Top R.F.S. Cabinet (Ducted Heat/AC In Ceiling Pkg Discount) Includes Gas Style Hold-Opens.	1	
65-08-0000	CS Squad Bench w/Contoured Ergo Backrests w/2 Piece Lid & No Divider Includes 3 Sets Of Black IMMI 4-Point Seat Belts Includes 3 Cot Restraints & Retractors.	1	
65-08-4900	Formed Stainless Removable "A" Bar At Head Of Squad Bench Mounted At The Head Of The Squad Bench ILOS Cushion Area. DELETES STANDARD HEAD PAD #65-08-35. DELETES STANDARD ASSIST RAIL #65-10-20.	1	
65-08-8500	Squad Bench Headrest Cushion	1	
65-09-1500	Two Section Bandage Cabinet With Sliding Polycarbonate Doors Specify Cabinet Depth:	1	
65-09-6110	CPI Latching Triple Glove Box Holder w/Clear Lid In Cushion Area Above Doors(Ea) Recessed Storage Box With Top Hinged Clear Latching Plexiglass Door. Specify Location:	1	
65-09-8500	100" Long Formed Streetside Ceiling Grab Rail	1	
65-09-9500	100" Long Formed Curbside Ceiling Grab Rail	1	
65-10-0500	Formed "L" Door Assist Rails Mounted On The Hinge Side	1	
65-10-2500	Formed Assist Rail On The Left Rear Wall 12" Assist Rail Is Std. Size.	1	
65-10-5000	Two C.P.I. #IV2008 Rubber Recessed IV Brackets Mounted In The Mid/Rear Cot Position.	1	
65-10-9000	Southco M1 Stainless Cabinet Latches	1	
65-12-4100	Locking Cabinet Door With Simplex Push Button Lock (Ea) Specify Cabinet Location (s):	1	

PART NO	DESCRIPTION	QTY	
65-13-1600	Slide Out Sharps And Waste BioWaste Drawer LL# F18152 Trash Specify Cabinet Location:	1	
65-CS-3000	Total Available Seating Positions In this Unit Including Cab, Module And Cot	1	
	PATIENT COMPARTMENT ENVIRONMENTAL SYSTEMS	1	
70-01-0000	Static Module Fresh Air Intake Vent	1	
70-01-1000	12 Volt Powered Exhaust Fan	1	
70-01-2320	Ducted Hoseline Center Mounted Heat/AC Location (Victoryliner Pkg) Includes Center Evaporator/Heater Core Location. Includes #65-07-5300 Top Hinged Top R.F.S. Cabinet. Evaporator Model #ACHU1158	1	
70-01-2400	Inline Booster Coolant Pump 12 Volt Centrifugal Pump To Boost The Flow Capacity Of The Coolant System.	1	
70-01-6000	Yellow Certifoam High Density Insulation Body/Floor/Doors (R-6) GAS CHASSIS' INCLUDE HEAT BARRIER THIS GOES ON THE HEAT SHIELD THAT GOES OVER THE AXLE. THIS ALSO GETS THE THERMO HEAT INSULATION BLANKET ON THE BOTTOM OF THE FLOOR AND GOES FROM THE FRONT OF THE MODULE TO THE FUEL TANK.	1	
70-01-6600	Automotive Grade Undercoating Under Module Body	1	
	OXYGEN SYSTEM	1	
75-01-0000	Ohio Style Action Area Oxygen Outlet	2	
75-01-4000	Ohio Style Right Wall Mounted Oxygen Outlet	1	
75-01-8000	Interior Oxygen Access/Viewing Door ACCESS DOOR WILL BE POLYCARBONATE FRAMED DOOR UNLESS OTHERWISE SPECIFIED.	1	
75-01-8600	"M" Oxygen Tank Bracket In Streetside Front Compartment	1	
75-02-3710	Drill Mounting Plate For Both "H" or "M" Tank For O2 Bracket	1	
	SUCTION SYSTEM	1	
80-01-0000	12 Volt Gast Suction Pump Controlled By Switch on Switch Panel	1	

PART NO	DESCRIPTION	QTY	
80-01-1505	1 Ohio Style Recessed Suction Area Suction Outlet Includes Quick Disconnect For Outlet Hose Barb Must Fit The Suction Hose	1	
80-01-7500	SSCOR 22000 Suction Unit W/23002 Disposable Trap Set Includes Flush Mounted Action Area Panel And Disposable Trap Set.	1	
80-01-8500	Recessed Suction Unit Below Action Area Includes a 3/4 Height Solid Surface Door with Canister Mounted on Door Unless otherwise specified.	1	
	PAINT	1	
85-00-0100	Standard AkzoNobel Paint Process Includes 6 Year Pro-Rated LL Paint Warranty.	1	
85-00-0500	O.E.M. White Chassis Color Ship Loose Tube Of O.E.M. White Touch-Up Paint With The Unit.	1	
85-01-1000	O.E.M. White Module Body Color Touch-Up Paint Is Included For Colored Module Body Stripes.	1	
85-01-4510	Standard Beltline Stripe Not Included (Victoryliner)	1	
85-02-9500	Do Not Paint The Nader Pins/Install After Paint Process	1	
	EMBLEMS AND DECALS	1	
90-01-0000	Federal Star Of Life/Ambulance Decal Package Install Roof Star Of Life Decal. Ship Remainder Of Decals Loose. (2) 4" Star Of Life Decals. (2) 12" Star Of Life Decals. (2) 18" Star Of Life Decals. (3) 6" AMBULANCE Decals. (1) 4" Reverse AMBULANCE Decal.	1	
90-01-1100	"NO SMOKING" - "FASTEN SEAT BELT" Decals 1-Installed In The Cab. 1-Installed In The Module.	1	
90-01-1200	No Other Decals or Lettering Included Unless Specified Below	1	
95-DL-0100	6% Discount Specify Custom Option:	1	
95-DL-0200	6% Discount on Optional Pricing Specify Custom Option:	1	
	END OF QUOTE/PRODUCTION ORDER	1	
95-SP-0100	1 Original & 1 Revision Work Order Before Penalty Pricing 1 Original Draft & 1 Revision Draft Work Order Before Penalty Pricing. The Revision Rate Is \$130.00 Per Hour With 1 Hour Minimum Charge.	1	
95-SP-0200	1 Original & 1 Revision Drawing Before Penalty Pricing 1 Original Draft & 1 Revision Draft Drawing Before Penalty Pricing. The Revision Rate Is \$130.00 Per Hour With 1 Hour Minimum Charge.	1	

PART NO	DESCRIPTION	QTY
95-SP-0600	Change After Sign-Off (Published Price + 50%)	1
95-SP-0700	Change After Production Start (Published Price + 75%)	1
95-SP-0800	Change After Production Completion (Published Price + 100%)	1
95-SP-0850	Life Line Indemnification Statement	1
	The purchaser agrees to defend, indemnify and hold Life Line harmless from any claims, costs (including actual attorneys' fees), damages and liabilities caused in whole or in part by alteration or modification of, or changes or additions to the purchased products or use of product purposes it was not designed or intended for.	
	SIGNATURE-LIFE LINE EMERGENCY VEHICLES	1
	This Is A Contract Between Life Line Emergency Vehicles And The Franchised Distributor Entering The Order. No Agreements Verbal Or Written Arrived At Between The Selling Distributor And The Purchasing Agency Not Listed On This Order Are Binding Upon Life Line Emergency Vehicles.	
	THE VEHICLE IS BUILT TO THIS PRODUCTION ORDER. IT IS THE DISTRIBUTORS RESPONSIBILITY TO ASSURE THE VEHICLE MEETS THE CUSTOMER SPECIFICATIONS.	
	Date Of Order: SPECIFY	
	Franchised Distributor: SPECIFY	
	Quote Number: SPECIFY	
	Ordered By:_____	
	APPROVED :	
	DATE :	