



Version 1.0

# MY 2022 Dealer Ordering Guide

MMCA2G / MMCA3G / MMPV2G



Publish Date: 8/11/2021

MY22 HIGHLIGHTS			
Metris Changes/Highlights	Metris Cargo		Metris Passenger
	126"WB	135"WB	126"WB
	MMCA2G	MMCA3G	MMPV2G
JH3: Communication module (LTE) for digital services	Not available		Not available
EY5: Mercedes-Benz emergency call system	Not available		Not available
EY6: Breakdown management	Not available		Not available
JH6: Pre-wiring for Communication Module	Standard		Standard
BB7: CO2-optimized braking system	Standard		Standard
MI5: Engine emissions LEV III ULEV50- replacing ULEV70	Standard		Standard
EY2: Live Traffic	Not available		Not available
LP4: LED logo projectors	Opt only		Opt only

METRIS SAFETY FEATURES			
Safety Feature	MMCA2G	MMCA3G	MMPV2G
BB6: Compensation for brake booster failure	Standard		Standard
Crosswind Assist	Standard		Standard
E07: Hill-Start Assist	Standard		Standard
JW8: Attention Assist	Standard		Standard
LA2: Head Lamp Assist	Standard		Standard
EZ7: PARKTRONIC with Active Parking Assist	Std-alone Opt/ X41		Std-alone Opt/ X41
Brake Assist System Pro (Bas Pro)	Part of EZ7		Part of EZ7
BA3: Active Brake Assist	X39/ Std-alone Opt		X39/ Std-alone Opt
JA7: Blind Spot Assist	C03		C03/C21
JF1: Rain Sensor Assist	C03/X04		C03/ X04
BH1: Hold Function	X39/ X41		X39/X41
ET4: Active Distance Assist DISTRONIC	X39		X39
JW5: Lane Keeping Assist	Std-alone Opt		C03

Std-alone: Stand-alone Option

Weight Capacity	Unit	Metris Cargo 126"WB		Metris Cargo 135"WB	
		With GVWR code XA9 (std)	With GVWR code XA8 (opt)	With GVWR code XA9 (std)	With GVWR code XA8 (opt)
GVWR	lbs.	6,393	6,834	6,393	6,834
Base Curb Weight	lbs.	4,123	4,134	4,178	4,189
Max Roof Load	lbs.	331	331	331	331
Payload (With Wood Floor)	lbs.	2,205	2,635	2,150	2,579
Payload (With Plastic Floor)	lbs.	2,238	2,668	2,183	2,612
Towing	lbs.	5,000	5,000	5,000	5,000
Standard Steel Wheels		RS3	RS7	RS3	RS7
Optional Wheels		RL5	RL8/RK8/R1N	RL5	RL8/RK8/R1N
Tires		RN8	RN4	RN8	RN4

Weight Capacity	Unit	Metris PV 126"WB	
		With GVWR code XA9 (std)	With GVWR code XA8 (opt)
GVWR	lbs.	6,393	6,834
Base Curb Weight	lbs.	4,409	4,420
Max Roof Load	lbs.	331	331
Payload	lbs.	1,720	2,150
Payload With Rear Seats Removed	lbs.	1,984	2,414
Towing	lbs.	5,000	5,000
Standard Steel Wheels		RS3	RS7
Optional Wheels		RL5	RL8/RK8/R1N
Tires		RN8	RN4

Please review page 11 and 20 for the Complete list of Metris Specs.

## Metris MY22 Grill Designs

Metris MY22 will come with 3 different grill types:



Standard Grill



Optional with codes BA3 & ET4



Optional with codes BA3 & ET4 & FK2

## MY22

MSRP			
MODEL	WHEELBASE	CODE	MSRP
CARGO VAN	126" WB	MMCA2G	\$33,920
	135" WB	MMCA3G	\$34,470
PASSENGER VAN	126" WB	MMPV2G	\$37,550

Note: Excludes destination and delivery of \$1295

PAINT COLORS		
CODE	PAINT COLOR	MSRP
Standard Non-Metallic Paints		
147	Arctic white	\$0
589	Jupiter Red	\$0
701	Pebble Gray	\$0
389	Steel Blue	\$0
580	Granite Green	\$0
Premium Non-Metallic Paints		
610	Navy Blue	\$1,025
040	Jet Black	\$1,025
Metallic Paints		
134	Mountain Crystal white*	\$1,025
197	Obsidian black	\$1,025
744	Brilliant Silver	\$1,025
890	Cavansite Blue	\$1,025
831	Graphite Grey	\$1,025
992	Selenite Grey	\$1,025
334	Hyacinth Red	\$1,025

Note: Clear coat on metallic paints

\* Passenger Van Only

UPHOLSTERIES			
CODE	DESCRIPTION		MSRP
VF4	Fabric Caluma black	ALL MODELS	\$0
VU9	Black Leatherette	CARGO	\$72
		PASSENGER	\$207

# ***METRIS***

## MY 2022 Dealer Ordering Guide

Model Codes:

MMCA2G / MMCA3G

### CARGO



# CARGO STANDARD EQUIPMENT MY2022

## MY22

126"	135"
Standard Wheelbase	Long Wheelbase
MMCA2G	MMCA3G
447.603	447.605

ENGINE			
4-Cylinder Gasoline/9-speed Trans		S	S
ED4	AGM Battery 12V 92Ah 850A	S	S
G43	9G-TRONIC, 9 speed automatic Transmission	S	S
MG9	Alternator efficiency management	S	S
MI5	Engine emissions LEV III ULEV50	S	S
MM1	2-liter, 4-cylinder, direct-injection turbocharged gasoline engine	S	S

WHEELBASE			
S	126" Wheelbase	S	-
S	135" Wheelbase	-	S

STANDARD EQUIPMENT			
BB6	Compensation for brake booster failure	S	S
BB7	CO2-optimized braking system	S	S
CF0	Standard Suspension	S	S
EL8	Speakers, 5 front audio	S	S
E1S	Satellite Radio	S	S
E2R	Second Generation Radio	S	S
E3C	A30- 7" touch screen display head-unit	S	S
E07	Hill Start Assist	S	S
E58	Trailer Pre-Wiring	S	S
F66	Lockable glove compartment	S	S
FI1	Remote Key (315 MHz) w/ central locking	S	S
FR1	Rearview camera non-retractable	S	S
FR8	Rearview Camera	S	S
HH9	Air Conditioning, front	S	S
H20	Heat-Insulating Glass	S	S
HZ0	Electric booster for heating	S	S
IL2	Built for export	S	S
JA1	Washer fluid level warning light	S	S
JW8	ATTENTION ASSIST	S	S
JY1	Maintenance Interval, 15,000 miles	S	S
J11	Speedometer, miles/km	S	S
J55	Seat belt reminder, front passenger	S	S
JH6	Pre-Wiring Communication Module (LTE) for Dig. Services	S	S
KB5	Main tank 18.49 gallons	S	S
LA2	Automatic headlights	S	S
MK9	Speed limiter 99 mph/160 kmh	S	S
R22	Wheel size group 2	S	S
RD9*	Tires, unspecified brand	S	S
RM0	All-season tires	S	S
RM4	Comfort tires	S	S
RN8	Tires 235/60R 16"	S	S
RR6	Spare wheel w/ jack and tool kit	S	S
RY2	Tire pressure monitoring lamp	S	S

# CARGO STANDARD EQUIPMENT MY2022

		126"	135"
		Standard Wheelbase	Long Wheelbase
		MMCA2G	MMCA3G
		447.603	447.605
RS3	6.5 J X 16 Steel Wheels	S	S
SA6	Airbag, passenger front	S	S
SH1	Airbag, side thorax-pelvis, driver	S	S
SH2	Airbag, side thorax-pelvis, passenger	S	S
SH9	Airbag, window, front row	S	S
SK5	Automatic passenger airbag deactivation	S	S
S02	Adjustable driver's seat	S	S
S04	Adjustable front passenger seat	S	S
VV0	Weld nuts, sidewall	S	S
VV9	Fixing points on roof frame	S	S
VF4	Fabric Caluma black	S	S
V43	Wood floor with 6 D-rings	S	S
W54	Rear doors, opening 270 degrees	S	S
WM0	Control code facelift	S	S
XA9	GVWR 6,393 lbs.	S	S
XC8	VIN visible from outside	S	S
XM0	Facelift	S	S
XM8	Development control code	S	S
XI1	Change Year for MY code	S	S
XQ1	Encoded VIN with check digit	S	S
XY2	Model Year 2022	S	S
XZ1	Model generation 1	S	S
X64	Plates/booklet literature in English	S	S
X99	Manufacturer Mercedes-Benz AG	S	S
ZB6	Production Parts Kit	S	S
ZU8	U.S. market order	S	S
ZZ4	Mercedes-Benz USA configuration	S	S
Z44	Registration not possible in Europe	S	S
Z90	Deletion of underfloor preservation	S	S
S	Halogen headlights	S	S
S	Power front windows with pinch protection	S	S
S	Adjustable steering wheel (angle) with standard shift paddles	S	S
S	Cup holders, 2 dashtop	S	S
S	Cup holders, 2 center console	S	S
S	Aspherical Mirror, passenger side	S	S
S	2-button Key FOB	S	S
S	Trailer Brake controller connection	S	S
S	Axle Ratio 3.46:1	S	S
S	Seat Belt Reminder, Driver	S	S
S	Sliding door, passenger side	S	S
S	Airbag, Driver front	S	S
S	Crosswind Assist	S	S
S	Load Adaptive Electronic Stability Program (ESP9i)	S	S

\*Tire brand assigned by factory.

S = Standard equipment without unique sales code



MY22				
		126"	135"	
		Standard Wheelbase	Long Wheelbase	
		MMCA2G	MMCA3G	
		447.603	447.605	
CODE	DESCRIPTION	PRICE	PRICE	NOTES
BA3	Active Brake Assist	\$464	\$464	Must have X04/C03- Part of X39
CM2	Bumpers, painted color of vehicle	\$348	\$348	not with paint code 040 (jet black)
CM3	Bumpers, primed for painting	\$137	\$137	Not with CM2
D12	Roof Rails, black	\$422	\$422	
D50	Partition w/Through-Loading	\$285	\$285	Not w/ D51/F61/H00/ X28
D51	Partition w/Window, Grab Handle, and Through-Loading	\$327	\$327	Not w/ D50/H00/ X28
E36	Cut off relay for additional battery	\$130	\$130	Not with VA3/ Part of X27
EA4	A40- Head unit with Navigation	\$408	\$408	Replace E3C
ED5	Parametric Special Module (PSM)	\$311	\$311	Must have (X04/C03)+ML4; Not w/ EK1
EK1	Body Builder Connector	\$64	\$64	Must have ML4; Not w/ ED5
EZ7	PARKTRONIC w/ Active Parking Assist	\$828	\$828	Must have X39 + CM2
F61	Interior Rear View Mirror	\$58	\$58	Not w/ D50/ F84
F68	Heated and electrically adjustable exterior mirrors	\$295	\$295	
F84	Digital Interior Mirror	\$560	\$560	Must have W78 - Not with VA3/C07/ F61
FF1	Storage Tray, lower console	\$99	\$99	Part of C02
FK2	Chrome Grill	\$145	\$145	Must have CM2
FP4	Chrome Accents, interior	\$132	\$132	
FS5	Illuminated vanity mirrors for sun visors	\$142	\$142	Must have LC4
FZ5	Anti-theft Alarm System	\$354	\$354	Must have LC4/C24
FZ8	Remote Opening/Closing of Windows	\$44	\$44	
FZ9	Keys, two additional masters	\$121	\$121	Part of C02
H00	Warm/cool air duct to rear compartment	\$67	\$67	Not w/ D50 or D51
HH4	Automatic Climate Control	\$645	\$645	Requires FZ8+(LC4/C24)- Replace HH9
JW0	Backup Alarm	\$98	\$98	
JW5	Lane keeping assist	\$533	\$533	Must have X04/C03
L16	Fog Lamps	\$239	\$239	Part if C02
LC2	LED Light Strip, rear cargo	\$221	\$221	
LC4	Comfort overhead control panel	\$99	\$99	
LP4	LED logo projectors	\$125	\$125	Not with LB9/C24
ML4	Alternator, 14V / 190 A	\$116	\$116	Must have ED5/EK1
MS1	Cruise Control	\$402	\$402	Not with X39- part of C02
Q24	Trailer Hitch, 5,000 lbs.	\$396	\$396	Replace E58
RD8	Full wheel cover, plastic, 7J x 17"	\$135	\$135	Must have RS7/ Not w/RK8, RL8, R1N
R1N	5-twin-spoke light alloy wheels, 7J x 17"	\$818	\$818	Must have XA8+RN4/ Not w /RL8, RK8, RD8, ES7
RK8	20-spoke light alloy wheels, 7J x 17"	\$818	\$818	Must have XA8+RN4/ Not w/ RL8, RD8, RS7, R1N
RL8	5-spoke Light alloy wheels, 7J x 17"	\$818	\$818	Must have XA8+RN4/ Not w/ RK8, RD8, RS7, R1N
RL5	10-spoke Light alloy wheels, 6.5J x 16"	\$324	\$324	Must have XA9+ RN8 / Not with XA8
RN4	Tires 235/55R 17"	\$0	\$0	Must have (RS7/R1N/RK8/RL8)+XA8
RS7	Steel Wheels 6,5 J x 17"	\$0	\$0	Must have XA8+RN4/ Not with R1N/RK8/RL8
T19	Sliding Door, driver's side	\$815	\$815	
VA3	Full Height Plastic Paneling	\$302	\$302	Not with V30 / X27
V30	Waist-Level Composite Paneling	\$124	\$124	Not with VA3
V85	Cigarette Lighter & Ash Cup, front	\$39	\$39	
VK8	Plastic Floor Covering	\$0	\$0	Replace V43 / Not with VV2
VV2	Lashing Rails, floor-level (plus 4 anchors)	\$231	\$231	Must have V43
W16	2nd row, fixed window, driver side	\$146	\$146	Must have (D51/Z5U)+F61
W17	2nd row, fixed window, passenger side	\$146	\$146	Must have (D51/Z5U)+F61
W29	Window fixed behind	\$282	\$282	Must have ((D51/Z5U)+F61))+(W16/W17)
W50	Rear doors, opening 180 degrees	-\$124	-\$124	Replace W54/ not with W65
W65	Lift-up tailgate with premium trim	\$507	\$507	Replace W54/ Not w/ W50
W70	Black tinting (80%) for rear windows	\$136	\$136	Must have W16/W17/W78
W78	Heated windows rear doors and wipers/washers	\$419	\$419	
XA8	GVWR 6,834 lbs	\$0	\$0	Replace XA9 / Must have RN4
Y10	First-aid kit	\$28	\$28	
Z5U	Incomplete Vehicle	\$0	\$0	Must have W16+W17+W29; not with D50/D51

Code Z5U change the status of the vehicle to incomplete. Upfitter is final stage manufacturer.



## MY22

126"	135"
Standard Wheelbase	Long Wheelbase
MMCA2G	MMCA3G
447.603	447.605

PRICE	PRICE	NOTES
-------	-------	-------

## C01 DRIVER COMFORT

SB1	Comfort seat, driver	x	x	Replace S02
SB2	Comfort seat, passenger	x	x	Replace S04
SE4	Lumbar support, passenger seat	x	x	
SE5	Lumbar support, driver seat	x	x	
		\$547	\$547	

## C02 DRIVER EFFICIENCY

FF1	Storage tray, lower console	x	x	Not with package X39
L16	Fog lamps	x	x	
MS1	Cruise Control	x	x	
FZ9	Two Additional Master Keys	x	x	
		\$699	\$699	

## C03 SAFETY

CL3	Leather rim, chrome trim for steering wheel	x	x	Not with X04
CL4	Multifunction steering wheel w/ trip computer	x	x	
F68	Heated and electrically adjustable mirrors	x	x	
JA7	Blind Spot Assist	x	x	
JF1	Rain Sensor	x	x	
JK3	4.2" Pixel matrix display w/chrome dials	x	x	
Y10	First-aid kit	x	x	
		\$1,315	\$1,315	

## C07 CARGO PROTECTION

LC2	LED light strip in rear compartment	x	x	Not with X27/ E28/ V30
VA3	Full height plastic paneling, sidewalls/rear doors	x	x	
VV2	Cargo lashing rails, floor, plus 4 anchors	x	x	Removes 2 D-rings in floor
S	Anchors (4) for lashing rails, removable	x	x	
V42	Cargo lashing rails, waist line	x	x	
YK3	Cargo straps, D-rings	x	x	B66560748 recommended
		\$918	\$918	

## C08 COLD WEATHER

F48	Heated windshield washer system	x	x	
H15	Heated front passenger seat	x	x	
H16	Heated driver's seat	x	x	
		\$560	\$560	

## MY22

126"	135"
Standard Wheelbase	Long Wheelbase

C24	FRONT CABIN LIGHTING		
LB9	Illuminated exits	x	x
LC4	Comfort overhead control panel	x	x
LC7	Footwell lighting	x	x
FS5	Illuminated vanity mirrors for sun visors	x	x
		\$364	\$364

X04	MULTIFUNCTION STEERING/ PREMIUM DISPLAY		
CL3	Leather rim, chrome trim for multifunction steering wheel	x	x
CL4	Multifunction Steering Wheel w/ trip computer	x	x
F68	Heated and electrically adjustable exterior mirrors	x	x
JF1	Rain sensing windshield wipers	x	x
JK3	4.2" Pixel matrix display w/chrome dials	x	x
		\$858	\$858

Not with C03

X27	ADDITIONAL BATTERY		
E28	Additional battery for retrofit	x	x
E36	Cutoff relay for additional battery	x	x
		\$399	\$399

Not with VA3 / C07

X28	ELECTRICALLY ADJUSTABLE FRONT SEATS		
SE4	Lumbar support, passenger seat	x	x
SE5	Lumbar support, driver seat	x	x
SF1	Electrically adjustable front seat- Driver	x	x
SF2	Electrically adjustable front seat- Passenger	x	x
		\$1,279	\$1,279

This package needs C08+F68

This package is not in conjunction with C01/D50/D51

This package replace S02-S04 in standard section

X39	ACTIVE DISTANCE ASSIST DISTRONIC		
BA3	Active Brake Assist	x	x
BH1	Hold Function	x	x
ET4	Active Distance Assist DISTRONIC	x	x
		\$933	\$933

Must have X04/C03- Not with Package C02/MS1

X41	PARKTRONIC w/Active Parking Assist Package		
EZ7	PARKTRONIC w/ Active Parking Assist	x	x
BH1	Hold Function	x	x
		\$828	\$828

Must have (X04/C03)+CM2 / Not with X39

If code EZ7 is needed along with Package X39, please select the code EZ7 from the stand-alone section.

Spec Name	Units	METRIS SWB (GVWR 6,393 lbs)	METRIS SWB (GVWR 6,834 lbs)	METRIS LWB (GVWR 6,393 lbs)	METRIS LWB (GVWR 6,834 lbs)
Type		Cargo Van	Cargo Van	Cargo Van	Cargo Van
Baumuster		447.603	447.603	447.605	447.605
Model Name		MMCA2G	MMCA2G	MMCA3G	MMCA3G
Roof		SR	SR	SR	SR
Tires		Single	Single	Single	Single
Engine		M274	M274	M274	M274
Cylinders		4	4	4	4
Fuel Type		Gas	Gas	Gas	Gas
Transmission		9G-TRONIC	9G-TRONIC	9G-TRONIC	9G-TRONIC
Drive Shaft		RWD	RWD	RWD	RWD
Passenger Capacity		2	2	2	2
Rows of Seats		1	1	1	1
WB	in	126	126	135	135
DIMENSIONS					
LENGTH	in	202.4	202.4	211.4	211.4
WIDTH (W/O MIRRORS)	in	75.9	75.9	75.9	75.9
WIDTH (W/ MIRRORS)	in	88	88	88	88
VEHICLE HEIGHT	in	75.2	75.2	75.2	75.2
VEHICLE HEIGHT WITH ROOF RAILS	in	77.1	77.1	77.1	77.1
OVERHANG FRONT	in	35.2	35.2	35.2	35.2
OVERHANG REAR	in	41.1	41.1	41.1	41.1
CARGO LENGTH (WITHOUT PARTITION)	in	105.4	105.4	114.5	114.5
CARGO LENGTH (WITH THRU-LOADING PARTITION)	in	111.5	111.5	120.5	120.5
MAXIMUM CARGO WIDTH	in	66.3	66.3	66.3	66.3
CARGO FLOOR WIDTH (BTW. WHEELHOUSE)	in	50	50	50	50
MINIMUM CARGO HEIGHT	in	53.8	53.8	53.8	53.8
MAXIMUM CARGO HEIGHT	in	55	55	55	55
CARGO VOLUME cu ft.	cu ft.	182.9	182.9	199.2	199.2
CARGO VOLUME m <sup>3</sup>	m <sup>3</sup>	5.18	5.18	5.64	5.64
GROUND CLEARANCE	in	5.4	5.4	5.2	5.2
SIDE DOOR OPENING HEIGHT	in	49.3	49.3	49.3	49.3
SIDE DOOR OPENING WIDTH (AT FLOOR)	in	37.8	37.8	37.8	37.8
REAR CARGO DOOR OPENING HEIGHT	in	49.6	49.6	49.6	49.6
REAR CARGO DOOR OPENING WIDTH	in	54.8	54.8	54.8	54.8
TURNING DIAMETER (WALL TO WALL)	ft	38.7	38.7	41	41
TURNING DIAMETER (CURB TO CURB)	ft	36.4	36.4	38.7	38.7
HEAD ROOM (1ST ROW)	in	39.6	39.6	39.6	39.6
LEG ROOM (1ST ROW)	in	35.8	35.8	35.8	35.8
CAPACITIES					
FUEL TANK L	gal.	18.49	18.49	18.49	18.49
BASE CURB WEIGHT	lb	4123	4134	4178	4189
	kg	1870	1875	1895	1900
MAX ROOF LOAD	lb	331	331	331	331
	kg	150	150	150	150
PAYLOAD (WITH WOOD FLOOR)	lb	2205	2635	2150	2579
PAYLOAD (WITH PLASTIC FLOOR)	lb	2238	2668	2183	2612
PAYLOAD (WITH NO FLOOR)	lb	2271	2701	2216	2646
TOWING	lb	5000	5000	5000	5000
GVWR	lb	6393	6834	6393	6834
GAWR	lb	3196	3417	3196	3417
GAWF	lb	3196	3417	3196	3417
GCWR	lb	11391	11684	11391	11684
UVW	lb	5024	5024	5024	5024
ENGINE					
HORSEPOWER	208 hp @ 5,500 rpm				
TORQUE	258 lb-ft @ 1,250-4,000 rpm				
REAR AXLE RATIO		3.467	3.467	3.467	3.467
1ST GEAR		5.354	5.354	5.354	5.354
2ND GEAR		3.243	3.243	3.243	3.243
3RD GEAR		2.252	2.252	2.252	2.252
4TH GEAR		1.636	1.636	1.636	1.636
5TH GEAR		1.211	1.211	1.211	1.211
6TH GEAR		1.000	1.000	1.000	1.000
7TH GEAR		0.865	0.865	0.865	0.865
8TH GEAR		0.717	0.717	0.717	0.717
9TH GEAR		0.601	0.601	0.601	0.601
REVERSE		-4.798	-4.798	-4.798	-4.798
Center of Gravity					
X FROM FRONT AXLE	mm	1365	1365	1430	1430
Z FROM ROAD LANE EMPTY	mm	673	677	683	687
Z FROM ROAD LANE GROSS VEHICLE WEIGHT	mm	619	613	630	624
Tires					
Tires and Load Ratings		235/60 R16 100H All-Season	235/55 R17XL 103H All-Season	235/60 R16 100H All-Season	235/55 R17XL 103H All-Season
Ground Clearance (running) [in]	in	5.4	5.4	5.2	5.2
Wading Deepth [in]	in	13.8	13.8	13.8	13.8
Tire Track Front [in]	in	65.7	65.7	65.7	65.7
Tire Track Rear [in]	in	65	65	65	65

# ***METRIS***

## MY 2022 Dealer Ordering Guide

Model Code:

MMPV2G

### PASSENGER



## PASSENGER STANDARD EQUIPMENT MY2022

<b>126"</b>
<b>Standard Wheelbase</b>
<b>MMPV2G</b>
<b>447.703</b>

ENGINE		
<b>4-Cylinder Gasoline/9-speed Trans</b>		<b>S</b>
ED4	AGM Battery 12V 92Ah 850A	S
G43	9G-TRONIC, 9 speed automatic Transmission	S
MG9	Alternator efficiency management	S
MI5	Engine emissions LEV III ULEV50	S
MM1	2-liter, 4-cylinder, direct-injection turbocharged gasoline engine	S

WHEELBASE		
S	126" Wheelbase	S

SEATING CONFIGURATION		
<b>Choose between X45, X46, X47 while ordering</b>		
<b>X45</b>	<b>7-Seat Configuration (Driver + 6 Passengers)</b>	<b>S</b>
U60	2 Row Seats, 2-Place, Removable	S
U63	3rd Row Seats, 3-Place, Removable	S
<b>X46</b>	<b>8-Seat Configuration (Driver + 7 Passengers)</b>	<b>414</b>
U71	Additional Seat, 2nd Row, Folding Curbside	S
U63	3rd Row Seats, 3-Place, Removable	S
<b>X47</b>	<b>5-Seat Configuration (Driver + 4 Passengers) / See below for the Plausi rule</b>	<b>-578</b>
U71	Additional Seat, 2nd Row, Folding Curbside	S
S97	Rear Bench Delete (2nd Row)	S
Package X47 must have C03 or C21 or X04		
<b>Available for Metris Getaway only</b>		
<b>Z5U</b>	<b>Incomplete Vehicle: no rear seat- Upfit needed</b>	<b>-1100</b>
<b>The code Z5U must be selected only for the Metris Getaway orders using the Driverge Upfitter code US1</b>		

STANDARD EQUIPMENT		
BB6	Compensation for brake booster failure	S
BB7	CO2-optimized braking system	S
CF9	Passenger Van suspension	S
E1S	Satellite Radio	S
E2R	Second Generation Radio	S
E3C	A30- 7" touch screen display head-unit	S
EK1	Body Builder Connector	S
EL9	Speakers, 5 front & 4 rear audio	S
ES3	12V Outlets, Rear Driver and Passenger side	S
E07	Hill Start Assist	S
E58	Trailer Pre-wiring	S
FG9	2 Detachable cup holders, 3rd row armrests	S
FZ8	Remote Opening/Closing of Windows	S
F61	Interior rear view mirror	S
F66	Lockable glove compartment	S
FI1	Remote Key (315 MHz) w/ central locking	S
FR1	Rearview camera non-retractable	S
FR8	Rearview Camera	S
HH9	Air Conditioning, front	S
HZ0	Electric booster for heating	S

## PASSENGER STANDARD EQUIPMENT MY2022

<b>126"</b>
<b>Standard Wheelbase</b>
<b>MMPV2G</b>
<b>447.703</b>

HZ7	Air Conditioning, rear (D-Pillar)	S
H00	Warm/cool air duct to rear compartment	S
H20	Heat-Insulating Glass	S
IL2	Built for export	S
JA1	Washer fluid level warning light	S
JW8	ATTENTION ASSIST	S
J11	Speedometer, miles/km	S
J55	Seat belt reminder, front passenger	S
JH6	Pre-Wiring Communication Module (LTE) for Dig. Services	S
JY1	Maintenance interval, 15,000 miles	S
KB5	Main tank 18.49 gallons	S
ML4	ALTERNATOR, 14 V / 190 A	S
LA2	Automatic headlights	S
LD9	Two overhead interior lights in rear	S
MK9	Speed limiter 99 mph/160 kmh	S
R22	Wheel size group 2	S
RD9*	Tires, unspecified brand	S
RM0	All-season tires	S
RM4	Comfort tires	S
RN8	Tires 235/60 R16	S
RR6	Spare Wheel w/ jack and tool kit	S
RS3	6.5 J X 16 Steel Wheels	S
RY2	Tire Pressure Monitoring Lamp	S
SA6	Airbag, front passenger	S
SH1	Airbag, side thorax-pelvis, driver	S
SH2	Airbag, side thorax-pelvis, passenger	S
SH8	Airbag, window, all rows	S
SK5	Automatic Passenger Airbag Deactivation	S
S02	Adjustable Driver's Seat	S
S04	Adjustable Front Passenger Seat	S
T14	Sliding Door, Active retainer	S
T19	Sliding Door, driver's side	S
T70	Child Safety Lock, sliding doors	S
T74	Assist handle, B-pillar	S
UR1	Rear seat floor pockets with quick-release	S
VH1	Grab handles in headliner, 2nd & 3rd row	S
VL2	Velour floor mats, front	S
VV9	Fixing points on roof frame	S
VF4	Fabric Caluma black	S
V23	Premium rear interior trim with armrests	S
V36	Roof trim	S
V41	Plastic floor covering in rear compartment	S
V83	Trim, hardboard, rear hinged doors	S
W16	2nd row, fixed window, driver side	S
W17	2nd row, fixed window, passenger side	S
W29	3rd row, fixed window, rear sidewalls	S
W50	Rear Doors, opening 180 degrees	S
W70	Black tinting (80%) for rear windows	S
W78	Heated windows rear doors and wipers/washers	S
WM0	Control code facelift	S

# PASSENGER STANDARD EQUIPMENT MY2022

<b>126"</b>
<b>Standard Wheelbase</b>
<b>MMPV2G</b>
<b>447.703</b>

XA9	GVWR 6,393 lbs.	S
XC8	VIN visible from outside	S
XM0	Facelift	S
XM8	Development control code	S
XI1	Change Year for MY code	S
XQ1	Encoded VIN with check digit	S
XY2	Model Year 2022	S
XZ1	Model generation 1	S
X64	Plates/booklet literature in English	S
X99	Manufacturer Mercedes-Benz AG	S
ZQ8	Premium configuration	S
ZU8	U.S. market order	S
ZZ4	Mercedes-Benz USA configuration	S
Z44	Registration not possible in Europe	S
Z65	Preparation for sea transport	S
S	Adjustable steering wheel (angle) with shift paddles	S
S	Power front windows with pinch protection	S
S	Cup holders 2 center console	S
S	Halogen Headlights	S
S	Cup holders, 2 dashtop	S
S	Aspherical Mirror, passenger side	S
S	Axle ratio 3.46:1	S
S	2-button Key FOB	S
S	Seat belt reminder, driver	S
S	Load Adaptive Electronic Stability Program (ESP9i)	S
S	Crosswind Assist	S
S	Airbag, front driver	S
S	Sliding Door, passenger side	S

\*Tire brand assigned by factory.

S = Standard equipment without unique sales code



MY22

126"
Standard Wheelbase
MMPV2G
447.703

CODE	DESCRIPTION	PRICE	NOTES
BA3	Active Brake Assist	\$464	Must have X04 /C03/C21- Part of X39
CF7	Comfort Suspension	\$79	Replace CF9/ Part of C01
CM2	Bumpers painted in vehicle color	\$348	not with paint code 040 (jet black)
CM3	Bumpers, primed for painting	\$137	
D12	Roof rails, black	\$422	
E36	Cut off relay for additional battery	\$130	Part of X27
EA4	A40- Head unit with Navigation	\$408	Replace E3C/ part of C02
ED5	Parametric Special Module (PSM)	\$311	Must have X04/C03/C21- Replace EK1
EZ7	PARKTRONIC w/Active Parking Assist	\$828	Must have X39 + (CM2/C05)
F68	Heated and electrically adjustable exterior mirrors	\$295	Part of C03/X04
F84	Digital Interior Mirror	\$560	Must haveLC4 or C10 - Replace F61 in standard section
FF1	Storage tray, lower console	\$99	
FP4	Chrome accents, interior	\$343	Part of C10
FS5	Illuminated vanity mirrors	\$142	Must have LC4 / Part of C10
FZ5	Anti-theft alarm system	\$354	Must have LC4/ C10
FZ9	Keys, two additional masters	\$121	
JW0	Backup alarm	\$98	
LC4	Premium overhead control panel	\$99	
LC6	Reading lights in rear grab handle	\$61	Must have LC4 / Part of C10
LC7	Front footwell lighting	\$57	
LC8	Courtesy light for tailgate	\$0	Must have W65
LP4	LED logo projectors	\$125	Not with LB9/C03
MS1	Cruise Control	\$402	Not with X39/ Part of C02
Q24	Trailer hitch, 5,000 lbs.	\$396	Replace E58
RD8	Full wheel cover, plastic, 7J x 17"	\$135	Must have RS7/ Not w/RK8, RL8, R1N
RL8	5-spoke Light alloy wheels, 7 J x 17"	\$818	Must have XA8+RN4/ Not w/ RK8, RD8, RS7, R1N
RK8	20-spoke light alloy wheels, 7J x 17"	\$818	Must have XA8+RN4/ Not w/ RL8, RD8, RS7, R1N
R1N	5-twin-spoke light alloy wheels, 7J x 17"	\$818	Must have XA8+RN4/ Not w /RL8, RK8, RD8, ES7
RL5	10-spoke Light alloy wheels, 6.5J x 16"	\$324	Must have XA9+ RN8 / Not with XA8
RN4	Tires 235/55R 17"	\$0	Must have (RS7/R1N/RK8/RL8)+XA8
RS7	Steel Wheels 6,5 J x 17"	\$0	Must have XA8+RN4/ Not with R1N/RK8/RL8
VK7	Premium trim, rear hinged doors	\$121	Must have W50/ Not with W65/ Replace V83
V33	Carpeting, Rear	\$238	Must have V44 - Replace V41
V44	Carpeting, front	\$114	
V78	Luggage net, floor to ceiling (B- or C-pillar)	\$254	
V85	Cigarette Lighter & Ash Cup, front	\$39	
W65	Lift-up tailgate with premium trim	\$507	Must have LC8/ Replace W50
XA8	GVWR 6,834 lbs	\$0	Replace XA9 / Must have RN4
Y10	First-aid kit	\$28	

## MY22

126"
Standard Wheelbase
MMPV2G
447.703

		PRICE	NOTES
C01	DRIVER COMFORT		
CF7	Comfort Suspension	x	
FZ9	Two additional master keys	x	
SB1	Comfort seat, driver	x	
SB2	Comfort seat, passenger	x	
SE4	Lumbar support, passenger seat	x	
SE5	Lumbar support, driver seat	x	
SZ7	Storage net, driver seat backrest	x	
SZ8	Storage net, passenger seat backrest	x	
		\$792	
C02	DRIVER EFFICIENCY		
EA4	A40- Head-unit with Navigation	x	
FF1	Storage tray, lower console	x	
L16	Fog lamps	x	
MS1	Cruise Control	x	
		\$919	
C03	PREMIUM SAFETY		Not with X04/C21
CL3	Leather rim, chrome trim for steering wheel	x	
CL4	Multifunction steering wheel w/ trip computer	x	
F68	Heated and electrically adjustable mirrors	x	
JA7	Blind Spot Assist	x	
JF1	Rain Sensor	x	
JK3	4.2" Pixel matrix display w/chrome dials	x	
JW5	Lane Keeping Assist	x	
LB9	Illuminated front exits	x	
Y10	First aid kit	x	
		\$1,860	
C05	PREMIUM EXTERIOR		This package is not with paint code 040 (jet black)
CM2	Bumpers painted in vehicle color	x	
D12	Roof rails, black	x	
FK2	Chrome Grille	x	
		\$823	
C08	COLD WEATHER		
F48	Heated windshield washer system	x	
H15	Heated front passenger seat	x	
H16	Heated driver's seat	x	
		\$560	
C09	ENHANCED AC		Must have LC4/C10
HH4	Automatic climate control	x	
H09	Air conditioning, enhanced power	x	
		\$1,081	

## MY22

126"
Standard Wheelbase
MMPV2G
447.703

C10	PREMIUM INTERIOR	
FP4	Chrome accents, interior	x
FS5	Illuminated vanity mirrors	x
LC4	Premium overhead control panel	x
LC6	Reading lights in rear grab handle	x
LC7	Front footwell lighting	x
V33	Carpeting, rear	x
V44	Carpeting, front	x
		\$816

C19	ELECTRIC SLIDING DOOR	
T55	Electric Sliding Door, Passenger Side	x
T56	Electric Sliding Door, Driver Side	x
		\$1,367

C21	BLIND SPOT ASSIST		Not with C03/X04
F68	Heated and electrically adjustable exterior mirrors	x	
JA7	Blind Spot Assist	x	
CL3	Leather rim, chrome trim for multifunction steering wheel	x	
CL4	Multifunction Steering Wheel w/ trip computer	x	
JK3	4.2" Pixel matrix display w/chrome dials	x	
		\$1,152	

X04	MULTIFUNCTION STEERING/ PREMIUM DISPLAY		Not with C03/C21
CL3	Leather rim, chrome trim for multifunction steering wheel	x	
CL4	Multifunction steering wheel w/ trip computer	x	
F68	Heated and electrically adjustable exterior mirrors	x	
JF1	Rain sensing windshield wipers	x	
JK3	4.2" Pixel matrix display w/chrome dials	x	
		\$858	

X27	ADDITIONAL BATTERY	
E28	Additional battery for retrofit	x
E36	Cutoff relay for additional battery	x
		\$399

X28	ELECTRICALLY ADJUSTABLE FRONT SEATS		
SE4	Lumbar support, passenger seat	x	This package needs C08+F68
SE5	Lumbar support, driver seat	x	Not with C01
SF1	Electrically adjustable front seat- Driver	x	This package replace S02-S04 in standard section
SF2	Electrically adjustable front seat- Passenger	x	
		\$1,279	

## MY22

126"
Standard Wheelbase
MMPV2G
447.703

X39	ACTIVE DISTANCE ASSIST DISTRONIC	
BA3	Active Brake Assist	x
BH1	Hold Function	x
ET4	Active Distance Assist DISTRONIC	x
		\$933

Must have X04/C03 - Not with Package C02/MS1

X41	PARKTRONIC w/ Active Parking Assist Package	
EZ7	PARKTRONIC w/Active Parking Assist	x
BH1	Hold Function	x
		\$828

Must have (C03/X04) + (CM2/C05) - Not with X39

If code EZ7 is needed along with Package X39, please select the code EZ7 from the stand-alone section.

METRIS PASSENGER VAN SPEC

Spec Name	Units	METRIS (GVWR 6,393)	METRIS (GVWR 6,834)
Type		Passenger Van	Passenger Van
Baumuster		447.703	447.703
Model Name		MMPV2G	MMPV2G
Roof		SR	SR
Tires		Single	Single
Engine		M274	M274
Cylinders		4	4
Fuel Type		Gas	Gas
Transmission		9G-TRONIC	9G-TRONIC
Drive Shaft		RWD	RWD
Passenger Capacity		5S / 7S / 8S	5S / 7S / 8S
WB	in	126	126
DIMENSIONS			
LENGTH	in	202.4	202.4
WIDTH (W/O MIRRORS)	in	75.9	75.9
WIDTH (W/ MIRRORS)	in	88	88
VEHICLE HEIGHT	in	74.4	74.4
VEHICLE HEIGHT WITH ROOF RAILS	in	76.3	76.3
OVERHANG FRONT	in	35.2	35.2
OVERHANG REAR	in	41.1	41.1
CARGO LENGTH (WITHOUT PARTITION)	in	27.5	27.5
MAXIMUM CARGO WIDTH	in	61.1	61.1
CARGO FLOOR WIDTH (BTW. WHEELHOUSE)	in	47.4	47.4
MINIMUM CARGO HEIGHT	in	52.2	52.2
MAXIMUM CARGO HEIGHT	in	53.8	53.8
CARGO VOLUME (cu ft.)	cu ft.	37.43	37.43
CARGO VOLUME m <sup>3</sup>	m <sup>3</sup>	1.06	1.06
GROUND CLEARANCE	in	3.8	3.8
SIDE DOOR OPENING HEIGHT	in	48	48
SIDE DOOR OPENING WIDTH (AT FLOOR)	in	35.5	35.5
REAR CARGO DOOR OPENING HEIGHT	in	47	47
REAR CARGO DOOR OPENING WIDTH	in	52.6	52.6
TURNING DIAMETER (WALL TO WALL)	ft	38.7	38.7
TURNING DIAMETER (CURB TO CURB)	ft	36.4	36.4
HEAD ROOM (1ST ROW)	in	39.6	39.6
LEG ROOM (1ST ROW)	in	35.8	35.8
SHOULDER ROOM (1ST ROW)	in	62.6	62.6
HEAD ROOM (2ND) FRONT OF SEAT	in	40	40
HEAD ROOM (2ND) BACK OF SEAT	in	41.4	41.4
LEG ROOM (2ND ROW)	in	35.8	35.8
HIP ROOM (2ND ROW)	in	65.5	65.5
SHOULDER ROOM (2ND ROW)	in	64.9	64.9
HEAD ROOM (3RD) FRONT OF SEAT	in	39.2	39.2
HEAD ROOM (3RD) BACK OF SEAT	in	40.5	40.5
LEG ROOM (3RD ROW)	in	35.8	35.8
HIP ROOM (3RD ROW)	in	56	56
SHOULDER ROOM (3RD ROW)	in	61.2	61.2
CAPACITIES			
FUEL TANK L	gal.	18.49	18.49
BASE CURB WEIGHT	lb	4409	4420
MAX ROOF LOAD	lb	331	331
PAYLOAD	lb	1720	2150
PAYLOAD WITH REAR SEATS REMOVED	lb	1984	2414
TOWING	lb	5000	5000
GAWR	lb	3196	3417
GAWF	lb	3196	3417
GVWR	lb	6393	6834
GCWR	lb	11391	11684
UVW	lb	5024	5024
ENGINE			
HORSEPOWER	208 hp @ 5,500 rpm		
TORQUE	258 lb-ft @ 1,250-4,000 rpm		
REAR AXLE RATIO		3.467	3.467
1ST GEAR		5.354	5.354
2ND GEAR		3.243	3.243
3RD GEAR		2.252	2.252
4TH GEAR		1.636	1.636
5TH GEAR		1.211	1.211
6TH GEAR		1.000	1.000
7TH GEAR		0.865	0.865
8TH GEAR		0.717	0.717
9TH GEAR		0.601	0.601
REVERSE		-4.798	-4.798
Center of Gravity			
X FROM FRONT AXLE	mm	1420	1420
Z FROM ROAD LANE EMPTY	mm	675	679
Z FROM ROAD LANE GROSS VEHICLE WEIGHT	mm	690	684
Tires			
Tires and Load Ratings		235/60 R16 100H All-Season	235/55 R17XL 103H All-Season
Ground Clearance (running)	in	5.2	5.2
Wading Deepth	in	13.8	13.8
Tire Track Front	in	65.7	65.7
Tire Track Rear	in	65	65

ExpertSOLUTIONS™ Ship-Thru Partners									
Price	Facility	U-Code	Descripton of U-Code	Models Accepted		Shipping Contact	Shipping Email Address	Shipping Phone Number	Shipping Address
				CA	PV				
\$100	Driverge	US1	Driverge Ship-Thru	-	X	Stephen Fink	<a href="mailto:stephen.fink@driverge.com">stephen.fink@driverge.com</a>	330 247 5246	9004 Sightline Drive, Suite 5, Ladson, SC 29456
\$100		US5	Driverge Fleet Ship-Thru	-	X				
\$100	Knapheide	UK1	Knapheide Van Equipment Ship-Thru	X	-	Karl Braun	<a href="mailto:expertsolutions@Knapheide.com">expertsolutions@Knapheide.com</a>	854 529 4923	2486 US Highway 52, Moncks Corner, SC 29461
\$100		UK2	Gruau/ThermoKing by Knapheide Ship-Thru	X	-				
\$100		UK5	Knapheide Fleet Ship-Thru	X	-				
\$100	Auto Truck Group	UA1	Auto Truck Ship-Thru	X	-	Tana Drake	<a href="mailto:atgmborders@autotruck.com">atgmborders@autotruck.com</a>	866 428 8267	211 Farmington RD, Summerville, SC 29483
\$100		UA2	Auto Truck SPECIAL Ship-Thru	X	X				
\$100		UA5	Auto Truck Fleet Ship-Thru	X	X				
*US1, UK1, UK2, UK3, UA1, UA2 are to be used when ordering the corresponding ExpertSOLUTIONS™ upfits as shown on upfitterportal.com or mbvans.com									

Other Charleston, SC Ship-Thru Partners									
Price	Facility	U-Code	Description of U-Code	Models Accepted		Shipping Contact	Shipping Email Address	Shipping Phone Number	Shipping Address
				CA	PV				
\$100	IVS	UI1	Innovative Vehicle Solutions Ship-Thru	X	X	Sam Kuhn	<a href="mailto:sam.k@innovativevehicle.com">sam.k@innovativevehicle.com</a>	843 376 3822	3241 Benchmark Drive, Ladson, SC 29456
\$100		UI5	Innovative Vehicle Solutions Ship-Thru (Fleet)	X	X				
\$100	Utilimaster	UU1	Utilimaster Ship-Thru	X	X	Dave Stace	<a href="mailto:Dave.Stace@spartanmotors.com">Dave.Stace@spartanmotors.com</a>	574 848 2000 EXT 2122	6555 Fain Street, North Charleston, SC 29406
\$100		UU5	Utilimaster Ship-Thru (Fleet)	X	X				
\$100	Midway	UM1	Midway Specialty Vehicles Ship-Thru	X	X	Kathy Franklin	<a href="mailto:kfranklin@mymidway.com">kfranklin@mymidway.com</a>	575 264 2530 EXT 107	3285 Benchmark Drive, Ladson, SC
\$100	Thermo King	U52	Thermo King of Charleston	X	-	Trevor Floyd	<a href="mailto:TFloyd@fleetsourcesc.com">TFloyd@fleetsourcesc.com</a>	843 744 5040	180 Strathmore RD, Summerville, SC

### Ordering Information

U-Codes can be added to the Purchase Order via the VII screen in NetStar OR by emailing the request to MBUSA Van Distribution ([vandistribution@mbusa.com](mailto:vandistribution@mbusa.com))

*\*Don't forget to place your upfit order with the upfitter after you add the U-Code\**

U-Codes can be added/changed through D40 status. No changes permitted after D41 status

U-Codes will carry over for dealer traded vehicles

Any requests to remove a U-Code must be approved by the Van Distribution & Upfitter Management Departments

**For more information on U-codes, please reach out to the Upfitter Management team:**

**[upfitterinfo@mbusa.com](mailto:upfitterinfo@mbusa.com)**

# METRIS MY22- EQUIPMENT HANDBOOK

## BA3 - ACTIVE BRAKE ASSIST

The Active Brake Assist with crossing function (pedestrians/cyclists) can assist the driver when braking. To assess the traffic situation and to detect a possible collision, the assistant evaluates information from the radar sensors. The assistant can react to stationary or moving vehicles as well as to crossing pedestrians and cyclists.

The assistant is active at a speed of 4.3 mile/h and warns of possible collisions optically and acoustically and can brake autonomously. The system warns optically from a speed of 18.5 mile/h if the safe distance to the vehicle in front is too low. If the distance is reduced quickly at more than 4.3 mile/h and there is a risk of collision, the system warns in addition with an acoustic signal. The Adaptive Brake Assist assists the driver to brake, according to the situation. If necessary, an additional brake pressure is built up by the system in order to avoid a collision.

In addition, the Active Brake Assist can brake autonomously up to still stand, if the driver does not react independently and adequately.

If the pressure on the brake pedal is released or the dangerous situation is over, the additional braking force is canceled out.

The Active Brake Assist, code BA3, replaced the COLLISION PREVENTION ASSIST, code JA6

## BH1- HOLD FUNCTION

The HOLD function is a brake assistant and can assist you in the following situations:

- When pulling away, especially on an uphill gradient
- When maneuvering on a hill
- When waiting in traffic.

The vehicle is kept stationary without the driver having to depress the brake pedal. When you depress the accelerator pedal to pull away, the braking effect is cancelled and the HOLD function is deactivated. To activate the HOLD function, make sure that the activation conditions have been fulfilled:

- Depress the brake pedal.
- Quickly continue depressing the brake until
- Display "HOLD" appears in the multifunction display.

The HOLD function is switched on. You can release the brake pedal.

Activation conditions:

You can activate the HOLD function once all of the following conditions have been fulfilled:

- The vehicle is stationary.
- All the doors and the tailgate are closed, or your seatbelt is fastened.
- The electric parking brake is released.
- Active Distance Assist DISTRONIC is deactivated.



## **METRIS MY22- EQUIPMENT HANDBOOK**

The HOLD function is deactivated when:

- You depress the accelerator pedal and the transmission is in position D or R on vehicles with an automatic transmission
- You depress the brake pedal again with enough pressure so that the “HOLD” display in the multifunction display goes out
- You activate Active Distance Assist DISTRONIC

Note: Your vehicle's transmission will move to position P after a short period of time. This relieves the load on the service brake.

### **CF0- STANDARD SUSPENSION (CARGO ONLY)**

The standard suspension is configured specifically for transporting loads and includes shock absorbers with coil springs and a stabilizer at the front, and shock absorbers with reinforced barrel springs at the rear.

### **CF7- COMFOR SUSPENSION (PV ONLY)**

The comfort suspension is designed specifically for vehicles used to carry passengers and to provide comfort and good handling characteristics. It includes shock absorbers with coil springs, a stabilizer at the front, comfort shock absorbers with standard barrel springs and a stabilizer at the rear.

### **CF9- PASSENGER VAN SUSPENSION**

The Passenger Van suspension includes shock absorbers with coil springs and a stabilizer at the front and adapted shock absorbers with reinforced barrel springs at the rear.

### **CL3/CL4- LEATHER MULTIFUNCTION STEERING WHEEL WITH TRIP COMPUTER**

The leather steering wheel has a three-spoke design with a chrome clasp. The steering wheel is lined with premium leather and is perforated in the grip area. The multifunction steering wheel features two control buttons. It can be used to access and adjust a wide range of functions such as the trip computer, radio volume, telephone, navigation and other vehicle settings. The relevant information is shown in the central instrument cluster display. The keypad on the left is used to operate the menus while the keypad on the right controls the audio and telephone functions.

## METRIS MY22- EQUIPMENT HANDBOOK

### CM2- BUMPERS PAINTED IN VEHICLE COLOR

Vehicles ordered with code CM2 have the front and rear bumpers painted in the ordered body color. Door handles and outside mirrors are not painted and keep the anthracite-grained plastic finish.



### CM3- BUMPERS PRIMED FOR PAINTING

The front and rear bumper surfaces are filled/primed in gray at the plant. This facilitates subsequent painting in the desired color.



### D12- ROOF RAILS, BLACK

The black-painted roof rails allow for additional loads to be carried on the vehicle roof and enhance vehicle appearance. The roof rails have a maximum payload of 330 lbs. Basic carrier bars and accessories can be ordered via Mercedes-Benz Accessories. The roof rails increase the vehicle height by 1.89". When carrying roof loads the weight of the roof carrier system must also be taken into account



### D50- PARTITION WITH THROUGH-LOADING

The full bulkhead at the B-pillar protects driver and co-driver from the load and shields the driver compartment from the cargo area. Its design allows the backrest of the driver's seat to be adjusted. The partition protects the driver's compartment from dirt, dust and noise from the cargo area. It also improves climate control comfort as the driver compartment can reach a pleasant temperature sooner. The partition wall consists of two sheet metal segments, as well as a horizontally split cross member and is firmly riveted together. It encloses about half of the seat base frame. The fitting of a partition wall does not affect the under-seat stowing capability of the seat base frame when loading from the load compartment. Vehicles ordered with a partition wall always come without child safety locks in the sliding doors. The standard compartment light located at the left side wall comes with a manual on/off switch.



### D51- PARTITION W/WINDOW, GRAB HANDLE, AND THROUGH-LOADING

The full bulkhead with one window features a central fixed window and a grab handle on the right side of the partition as standard. In combination with the sliding door left, code T19, a second grab handle is mounted on the left side. Its design allows the backrest of the driver's seat to be adjusted. The partition protects the driver's compartment from dirt, dust and noise from the cargo area. It also improves climate control comfort as the driver compartment can reach a pleasant temperature sooner. The partition wall consists of two sheet metal segments, as well as a horizontally split cross member and is firmly riveted together. It encloses about half of the seat base frame. The fitting of a partition wall does not affect the under-seat stowing capability of the seat base frame when loading from the load compartment. Vehicles ordered with a partition wall always come without child safety locks in the sliding doors. The standard compartment light located at the left side wall now comes with a manual on/off switch.



### E07- HILL-START ASSIST

Helps the driver when starting off on uphill slopes and can help prevent accidents caused by the vehicle rolling backward. The system briefly maintains brake pressure when moving off uphill to give the driver enough time to switch their foot from the brake to the accelerator pedal. After releasing the brake pedal, Hill-Start Assist continues to maintain the brake pressure for approximately two seconds. The system is activated in reverse and forward gear on uphill gradients of approximately 4% and up. When the parking brake is applied and when moving off on a downhill gradient, Hill-Start Assist does not engage. Hill-Start Assist is a function of the Electronic Stability Program (ESP®).

### E28- ADDITIONAL BATTERY FOR RETROFIT

In addition to the standard on-board battery, a battery with a capacity of 12 V/95 Ah is fitted in the co-driver's seat base frame.

### E36- CUTOFF RELAY FOR ADDITIONAL BATTERY

The relay is installed on the charge line to the auxiliary battery. It separates the starter battery consumers from the auxiliary battery consumers. When the engine is running, the relay allows both batteries to be charged or discharged simultaneously.

# METRIS MY22- EQUIPMENT HANDBOOK

## E3C- A30- 7” TOUCHSCREEN DISPLAY HEAD-UNIT

The new multimedia system code E3C (also known as Audio 30), has a 7-inch WVGA LCD touchpad display with a resolution of 800x480 pixel, gorilla glass and anti glare. The Garmin radio has two receivers.. One for an analog reception area FM/AM (UKW/MW) and one for satellite radio Sirius XM. The antennas are located in the windshield. The radio can be operated via the buttons on the optional multifunctional steering wheel. The smartphone integration via Android Auto & Apple Car Play will not be available for the new Vito Radio Generation Audio30/40 at launch. This is made up via a software update about the well-known aftersales process and the markets will be informed accordingly.

The code E3C has the following characteristic features:

- Android Auto
- Apple CarPlay
- 7-inch touchscreen with gorilla glass, anti glare and a resolution 800 x 480 Pixel
- Aspect ratio 16:9
- Bluetooth 3.0
- Data formats (e.g. MP3, AAC (.m4a), WMA, WAV, oder FLAC, see manual for more information)
- Reception analog FM/AM, (UKW/MW)
- Reception satellite radio (Sirius)
- USB Port (2.0 High Speed)
- Operation via steering wheel possible via code CL4
- Digital reversing camera with 3 views



The radio supports Apple CarPlay or Android Auto. In order to use this functionality the mobile phone must be connected via USB cable. USB port 1 is for Apple products and USB port 2 is for Android products. The mobile phones can be started with the voice command “Hey Siri” or “OK Google”. The voice control can be activated directly with a button on the radio or with the optionally available multifunction steering wheel, code CL4. Two USB ports are located right next to the ignition lock. This allows for connecting of external media devices, such as USB sticks or mobile phones, to the radio. The media content on the external device can be played once it is connected and the right source chosen in radio menu.

## E58- TRAILER PRE-WIRING

Trailer pre-wiring includes the electrical wiring for the trailer power supply and is the preparation for the subsequent installation of a trailer hitch. The trailer brake controller connection will be part of the vehicle standard in combination with the code E58

# METRIS MY22- EQUIPMENT HANDBOOK

## EA4- A40- HEAD-UNIT WITH NAVIGATION

The code EA4 (also known as Audio 40), has the same characteristic as the code E3C (standard head unit) with addition of Navigation system, voice command and capability of Live Traffic with combination with the code JH3 (Communication Module LTE)

Please advise the Live Traffic function and Communication Module will not be available anymore on MY22 Metris models.



## ED4- AGM BATTERY, 12v, 92AH, 850A

AGM technology (Absorbent Glass Mat) and its fixed electrolyte allow better utilization of the cell volume for higher cold-starting power and extreme vibration resistance. The higher-capacity AGM battery provides a reliable power supply for numerous optional items of electrical equipment with higher power consumption.

## ED5- PARAMETRIC SPECIAL MODULE (PSM)

The PSM provides an interface for accessing the vehicle's electronic systems. Information, for example, about rotary light switch positions, open doors, wiper switch positions, and seat occupancy sensor, can be accessed via 10 points and 19 outputs. As soon as the relevant information is defined, it can be parameterized using the Star Diagnosis System. The PSM is located in the driver's seat base.

## EK1- BODY BILDER CONNECTOR

The body builder connector is installed in the front passenger footwell and includes the following connections:

- Terminal 15 12 V/15 A (180 W)
- Terminal 30 12 V/25 A (300 W)
- Terminal 61 12 V/15 A (180 W)

## EL8- FIVE SPEAKER FRONT

Audio system speakers, five front, are standard equipment for the Cargo Van and include mid-range woofers installed in the driver's and passenger's doors, one center speaker and two tweeters integrated in the instrument panel.

## **METRIS MY22- EQUIPMENT HANDBOOK**

### **EL9- FIVE FRONT, FOUR REAR SPEAKERS**

Includes mid-range woofers installed in the driver's and passenger's doors, one center speaker and two tweeters integrated in the instrument panel. Additionally, mid-range woofers are installed in the sidewall paneling of the third seat row.

### **ES3- 12 V OUTLETS FOR REAR SEAT ROW, RIGHT AND LEFT**

Includes two 12 V/15 A 180 W sockets installed in the sidewall paneling of the third row. The sockets are supplied via the terminal 15 with voltage.



### **ET4- ACTIVE DISTANCE ASSIST DISTRONIC**

This radar-based system monitors the situation ahead of the vehicle. It assists the driver in automatically maintaining a set distance from the vehicle ahead. The system recognizes potential dangerous situations within a range of 1.5 to 656 ft., and can provide assistance not only on highways, but also in city and stop-and-go traffic.

DISTRONIC is always deactivated if the brakes are operated. The system is controlled using the cruise control stalk to the left of the steering wheel. The radar sensor is installed behind the MB star in the radiator grille.

### **EZ7- PARKTRONIC WITH ACTIVE PARKING ASSIST**

Helps the driver when searching for and maneuvering into and out of parking spaces. It searches for suitable parking spaces at a speed of up to 18 mph and automatically steers the vehicle into parallel and perpendicular spaces. In the case of parallel parking, it also assists with maneuvering out of the space. If the driver engages reverse gear and confirms the parking request then steering is performed automatically: the driver only has to operate the accelerator and engage the gears. The parking maneuver is completed in a maximum of seven moves. The driver can intervene at any time and correct or cancel the parking maneuver. Active Parking Assist is automatically engaged when driving forward at speeds up to 21 mph. At speeds below 18 mph, the system indicates that it has located a suitable parking space by displaying a "P" symbol and a directional arrow in the multifunction display of the instrument cluster. After activating the parking procedure, PARKTRONIC uses ultrasonic sensors to monitor the front and rear area up to a speed of 11 mph. If there is the risk of a collision, a visual warning indication is displayed in the instrument cluster and/or in the rear roof lining and an audible warning signal is also sounded. PARKTRONIC can be switched on and off via a switch in the center console.

The space must be at least three feet longer than the vehicle. For perpendicular spaces, the vehicle backs in. By default, Active Parking Assist detects parking spots on the right-hand side of the road, and when the left-side turn indicator is activated also on the left-hand side of the road.



## METRIS MY22- EQUIPMENT HANDBOOK

### F48- HEATED WINDSHIELD WASHER SYSTEM

Includes heated washer nozzles and a heated washer fluid reservoir with a capacity of 1.58 gallons. The heating system switches on automatically at a temperature of 41° Fahrenheit.

### F61- INTERIOR REARVIEW MIRROR

The interior rear view mirror is attached to the windshield in the cab. The rear view mirror improves rearward visibility and is particularly useful when reversing and when maneuvering at loading ramps. It also allows the driver to keep an eye on the load compartment/passenger compartment. The mirror can be moved manually to the anti-glare position via a lever.



### F66- LOCKABLE GLOVE COMPARTMENT

The lockable glove compartment is illuminated and lockable by the mechanical emergency key, which is integrated into the standard electronic ignition key.



### F68- HEATED AND ELECTRICALLY ADJUSTABLE EXTERIOR MIRRORS

The heated and electrically adjustable exterior mirrors make the mirrors easier to use and adjust. The mirrors are adjustable via the control panel in the driver's door and are electrically heated. The mirror heating is controlled as a function of the outside temperature.





# METRIS MY22- EQUIPMENT HANDBOOK

## F84- DIGITAL INTERIOIR MIRROR

The Digital Rearview Mirror transmits the image from an HDR camera on the rear window to the Digital Rearview Mirror display. The TFT-LCD screen has a resolution of 1600 x 320 pixels.


The image processing of the Digital Rearview Mirror ensures that dark and bright image areas are displayed in a balanced way. The mirror is equipped with light sensors on the front and back and automatically adjusts the brightness of the display to the lighting conditions.

The Digital Rearview Mirror can be used in the same way as a conventional analog mirror. A big advantage is the free view of what is happening behind the vehicle. The view is not restricted by head restraints, passengers or other obstacles. The Digital Rearview Mirror can be switched from digital view to analog view via the toggle switch.

The camera for Digital Rearview Mirror is located on the inside of the rear window in the right rear door in the wiper field of the rear windshield wiper. This ensures a clear view by cleaning the rear window.

The camera transmits a field of view twice as wide as a conventional interior mirror, which is limited by the window surface.

Please note that the Digital Rearview Mirror is using a second camera located in the windshield. The code FR8 “Rearview Camera” will still be on the vehicle and function the same as the past.



## FF1- STORAGE TRAY, LOWER CONSOLE

The lower console storage tray is installed within the immediate reach of the driver and front passenger. Above the shelf is a 12 V/15 A 180 W) socket installed, supplied with voltage via terminal 15. The center console can hold items such as notes, spare change or other small items.



## FG9- TWO DETACHABLE CUP HOLDERS IN REAR ARMRESTS

The two detachable cup holders in the third-row armrests are installed in the left and right sidewall paneling.



## FI1- REMOTE KEY FOB (315 MHZ)

The immobilizer and infrared keys are based on the FBS4 system and operate with a system frequency of 315 MHz. The vehicle keys are always black without any chrome applications and have, depending on the equipment, a maximum of three buttons. The door locks feature U.S.-specific long door pins.



## FK2- CHROME GRILLE

Five chrome trim strips are applied to the radiator grille. The chromed radiator grille enhances the appearance of the vehicle.



## FP4- CHROME ACCENTS, INTERIOR

With the MY21, the optional Chrome interior accents (code FP4) will be extended by a new frame in the middle of the cockpit for the Metris cargo van and Passenger vans. The glossy black frame surrounds the centrally arranged control elements of the heating/air conditioning system, ventilation nozzles and the radio. The surfaces of the middle controls and the radio itself are still matte grey. The previously known content of the Chrome accents remain unaffected.



## METRIS MY22- EQUIPMENT HANDBOOK

### FR8- REARVIEW CAMERA

Assists with parking and maneuvering: it makes the area immediately behind the vehicle – and not directly visible to the driver – visible. A short-range camera in the rear door handle captures the area around the rear of the vehicle and feeds the information to the head unit display at the front. The reversing camera is activated by engaging reverse gear. It switches off once the reversing maneuver has been completed, i.e., if reverse gear has not been engaged for 15 seconds, more than 33 feet has been driven or the speed exceeds 6 mph. The camera image covers an area of approximately 10 feet behind the vehicle. The photorealistic display is supplemented with dynamic guidelines. The horizontal lines are displayed at intervals of 1 foot, 3 feet and 6.5 feet. The vertical lines represent the vehicle width plus a safety margin of 4 inches. The camera is located in the tailgate handle and protected against dirt by an electrically extending flap.

The new digital reversing camera, code FR8, is factory standard. It transmits the camera image on the display when reversing and maneuvering. You can switch between the following 3 views:

Trailer view



Reverse with direction lines



Side view



### FS5- ILLUMINATED VANITY MIRRORS

The illuminated vanity mirrors include mirrors in the sun visors with lights integrated into the roof lining, which can be switched on/off by folding the mirror cover.



### FZ5- ANTI-THEFT ALARAM SYSTEM

The anti-theft alarm system is automatically armed when the central locking system is activated. The alarm is triggered if there is an attempt to:

- Open a door
- Unlock a door from the inside
- Open the hood
- Use the emergency key



The anti-theft warning system is activated approximately 30 seconds after the vehicle has been locked using the remote key. To confirm arming, the blinkers flash three times and the indicator light in the overhead control panel also flashes. If the alarm system is triggered by one of the above-mentioned activities, the horn is sounded at intervals for approximately 25 seconds and the indicators flash for approximately 4 minutes at twice their normal frequency. The system is disarmed when the vehicle is unlocked using the remote key or the ignition key is inserted into the ignition lock.

## **METRIS MY22- EQUIPMENT HANDBOOK**

### **FZ8- REMOTE OPENING/ CLOSING OF WINDOWS**

Allows the automatic opening and closing of the front windows to ventilate the vehicle before starting the trip. When the unlock button on the remote key is held down (for more than one second) within the reception range of the infrared sensor on the driver's door handle, the vehicle is unlocked and the front side windows open. The vehicle ventilation will be also activated for two minutes with lower fan speed. The windows can be closed in the same way using the convenience closing function by holding down the locking button on the remote key. The windows can be completely or only partially closed or opened, depending on how long the remote key is pressed. The vehicle ventilation will also be disabled. For security reasons this function only operates from the immediate vicinity of the driver's door.

### **FZ9- TWO ADDITIONAL MASTER KEYS**

Two more master keys are provided in addition to the two keys supplied as standard.

### **G43- 9-G TRONIC TRANSMISSION**

The new 9G-TRONIC automatic transmission, code G43, is characterized by further increased efficiency, lighter construction and increased comfort, compared to 7G-TRONIC PLUS, code G42.

The gearbox is characterized by the following points:

- Patented gear set concept with four planetary gear sets and six shift elements
- Nine gears with a wide ratio spread of 9.15
- New torque converter: high efficiency of 92%
- More comfort: twin- turbine torsional damper with centrifugal pendulum and torque converter lockup clutch with return spring
- Demand controlled oil supply: highly efficient vane pump and electric auxiliary pump
- Innovation: main transmission shaft with three deep-drilled holes
- Compact lightweight construction: less installation space and reduced weight

For the 9G-TRONIC, the engineers have improved the hydraulic circuit in the torque converter and increased its efficiency for round about 7%, to up to 92%, compared to the first generation of 7G-TRONIC. This is important for the fuel-efficient operation as the physically caused losses during transmission of the engine torque are kept to the transmission input shaft. The nine gears are realized by four simple planetary gear sets and six actuators.

# METRIS MY22- EQUIPMENT HANDBOOK

Transmission comparison, New (G43) Vs. Old (G42):

Gear	1.	2.	3.	4.	5.	6.	7.	8.	9.	R
G43 (New)	5,354	3,243	2,252	1,639	1,211	1,000	0,865	0,717	0,601	-4,798
G42 (Old)	4,377	2,859	1,921	1,3368	1,000	0,820	0,728	X	X	-3,416

In comparison to the predecessor transmission, the rpm level is significantly lowered by same driving performance-a decisive factor for the high energy efficiency and NVH comfort (Noise Vibration Harshness) of the models equipped with 9G-TRONIC. Despite of two additional gears, the new automatic transmission requires no bigger installation space as the predecessor 7G-TRONIC PLUS. The two-piece housing concept has been retained. The torque converter housing is manufactured from a light aluminum alloy. The transmission housing with the weight-optimized plastic oil pan is made of an even lighter magnesium alloy. In addition to the significantly smaller, mechanical main pump, an electric auxiliary pump ensures the oil supply of the electro-hydraulically controlled automatic transmission only with a running combustion engine. This innovative oil supply concept using a mechanical main pump and electric auxiliary pump, as well as demand-related control, accounts for around 54% of the total fuel-saving potential of the 9G-TRONIC.

## H00- WARM/COOL AIR DUCT TO REAR COMPARTMENT

Provides the rear passengers with pleasant temperature-controlled air, thereby increasing comfort. The duct runs into the rear compartment between the driver's seat and the front passenger seat. The air flows into the footwell between the B-pillar. Ventilation via the air duct to the rear compartment only occurs when the air distribution control has been set to ventilate the footwell.



## H09- AIR CONDITIONING, ENHANCED POWER

The interior can be cooled down to the desired temperature more rapidly with the enhanced output air conditioning system. This code adds an additional heat exchanger and modified control software to generate increased output from the automatic climate control. Recommended for hot climate regions or where there is a requirement for increased cooling.

## H15/H16- HEATED FRONT SEATS

Filaments in the seat cushions and backrest are controlled by a three-stage switch in the front door panels. If stage three has been selected for rapid heating, the system automatically switches to stage two after approximately 7 minutes. After approximately 10 minutes, the seat heating automatically switches to stage one. The seat heating is completely switched off automatically after a further 20 minutes. It can be switched off manually at any time.



# **METRIS MY22- EQUIPMENT HANDBOOK**

## **H20- HEAT-INSULATING GLASS**

The heat-insulating glass is laminated safety glass for the windshield and single-layer safety glass for all other windows. The light transmission of the heat-insulating glass is 72%.

## **H22- REAR WINDOW DEFROSTER, 180/270° DOORS**

Windows with heating filaments are fitted in the rear doors and prevent fogging of the rear windows in damp weather and at low outside temperatures. Ice on the rear windows is quickly thawed. Unimpeded rearward visibility helps ensure safe driving and maneuvering. The rear window heating function is switched on by a switch with an indicator light. The rear window heating function can only be switched on when the engine is running. It switches off automatically after approximately 5 minutes or can also be switched off manually using the switch.

## **HH4- AUTOMATIC CLIMATE CONTROL**

Divides the heating, cooling and ventilation of the interior into two separate controllable zones for driver and passenger side. It automatically regulates the air flow/fan speed, air distribution, air recirculation and humidity according to the desired temperature. This helps create pleasant climate in the vehicle and fog-free windows. The system works with numerous sensors, which provide information about the outside temperature, sunlight, humidity and other parameters. In addition, an activated carbon filter ensures that purified air is distributed with both circulating air and fresh air mode. Dust, pollen, odors and pollutants are filtered out of the air. The setting of temperature, air flow, air distribution, heated rear window and all other basic functions of the system can be controlled via buttons on the control panel. The automatic climate control uses residual engine heat to keep the interior warm without the engine running.

## **HH9- AIR CONDITIONING, FRONT**

Allows the heating, cooling and ventilation of the interior. After setting a desired temperature, the air flow is adjusted automatically. The amount of air/fan speed, air distribution and air recirculation mode can be manually adjusted according to individual needs. In order to prevent the windows from fogging, the air humidity is also automatically adjusted. The system includes a dust filter.

## **HZ0- ELECTRICAL BOOSTER FOR HEATING**

The heater booster consists of individual PTC (Positive Temperature Coefficient) thermistors in a retaining frame, and has a total rated output of approximately 1.2 kW. The heater booster is fitted directly at the air outlets to keep heat losses to a minimum. The heated air is transferred to the vehicle interior via the heating/blower system. The heat output of the PTC thermistors is high at low temperatures, and declines as the temperature rises. When subjected to an electrical voltage, the ceramic heating elements heat up and feed their warmth to the heating system. When the engine is started (and running smoothly), the electric heater booster is gradually powered up from 0 to 100% output within 28 seconds.

## **METRIS MY22- EQUIPMENT HANDBOOK**

### **HZ7- REAR AIR CONDITIONING UNIT, IN D-PILLAR**

The rear air conditioning unit in the D-pillar includes a second evaporator and an additional heat exchanger installed in the rear. Coming from the evaporator, the cooled air passes through ceiling ducts and flows from four vents on the right and left sides of the second- and third-seat rows. The roof ducts support three different ventilation modes: passenger flow, indirect flow and defogging of the side windows. The outlet temperature is controlled automatically. The rear climate zone can be switched on/off via the push button “REAR” in the central climate control. In this case the air temperature and air volume are the same as set for the front climate. In combination with code HH4, it is possible to regulate the air temperature and air volume separately from the front.

### **J55- SEAT BELT REMINDER FOR PASSENGER**

A warning light in the instrument cluster reminds occupants to fasten their seat belts. In case the seat belt is not fastened, the warning light flashes quickly or permanently in parallel to an acoustic warning. The warning light and the warning sound switch off as soon as the driver and passengers fasten their belts.

### **JA1- WASHER FLUID LEVEL WARNING LIGHT**

A warning lamp in the instrument cluster is activated if the fluid level in the windshield washer reservoir falls below the minimum.

### **JA7- BLIND SPOT ASSIST**

Blind Spot Assist recognizes vehicles in the blind spot using two short-range radar sensors located in the rear bumper. The detection area extends from the B-pillar approximately 11 feet to each side of the vehicle and 9 feet behind the rear end. If a vehicle is detected in the blind spot, a red triangle warning appears in the exterior mirror. Should the driver operate the blinker for a lane change despite this visual warning, the triangle symbol starts to flash and a double warning tone is sounded additionally. The system is active in a speed range from 19 mph to the vehicle's maximum speed. Blind Spot Assist can be activated and deactivated via the menu on the on-board computer.

Blind Spot Assist is deactivated at speeds below 18 mph, when in reverse gear and when towing a trailer connected to the trailer socket.

The system also allows the detection of cross traffic up to a speed of 6 mile/h when driving backwards. A potential source of danger, such as other vehicles, is visually warned via the red triangles in the mirror as well as an acoustic signal.



Please be advised the system does not brake independently. The driver must actively use the brake pedal to stop the car.

Note: If the Blind Spot Assist is switched off or deactivated in trailer operation mode, the rear cross traffic alert is also switched off.



# METRIS MY22- EQUIPMENT HANDBOOK

## JF1- RAIN SENSOR

Adjusts the wiping frequency of the windshield wipers automatically, reducing the driver's workload. The sensor is fitted inside at the top center of the windshield and detects the degree of moisture on the windshield. When intermittent wiping is active, it automatically ensures a wiping frequency appropriate to the rainfall.



## JK3- 4.2-INCH PIXEL-MATRIX DISPLAY

A 4.2-inch TFT pixel-matrix display showing vehicle settings in white and red with high resolution located between the large round dials. The round dials for the speedometer and tachometer have been visually enhanced by adding chrome trim. Operation is simple and with the minimum of distraction via the buttons on the multifunction steering wheel. The display shows functions such as:

- Mileage
- Time
- Outside temperature
- Gear selection
- Radio/AUX device
- Phone
- Navigation information (optional)



An adjustment knob allows the brightness of the instrument lighting to be adjusted.

## JW0- BACKUP ALARM

When reverse gear is engaged, a warning is sounded for those nearby. The system cannot be switched off.

The volume of the warning sound can be reduced (for example, at night) when the reverse gear is engaged twice in quick succession.

## METRIS MY22- EQUIPMENT HANDBOOK

### JW5- LANE KEEPING ASSIST

Helps to prevent accidents resulting from the vehicle unintentionally leaving its lane. A multifunction camera detects the lane markings and monitors whether the vehicle is staying in its lane. The system evaluates the pictures from the multifunction camera, which is located centrally behind the windshield. Lane markings are recognized by differences in color. The system uses this data and the driver activity to deduce whether the lane has been left intentionally or unintentionally. If the vehicle leaves its lane unintentionally, the system gives a warning by pulsating vibrations of the steering wheel. This prompts the driver to make a steering correction. Lane Keeping Assist is active from a vehicle speed above 38 mph. It can be switched on and off using the “Assistance” menu in the instrument cluster and set to the desired sensitivity. The system can also be deactivated by a button above the rotary light switch. If Lane Keeping Assist detects an active driving style, for example through steering, braking, accelerating or operating the turn signals, no warning from the system will happen. If the system has been deactivated this setting is also retained when the vehicle is restarted.



### JW8- ATTENTION ASSIST®

Gives the driver visual and acoustic warnings if it detects typical signs of drowsiness or inattention, and urges the driver to take a break. Steering wheel movements are recorded and used to create an individual driver profile. During the first 15 minutes of driving, ATTENTION ASSIST® creates an individual driver profile, which is then continuously compared with the driving style. The factors for assessing the level of attention include steering movements, driving style, travel time and driving time. If ATTENTION ASSIST® ascertains that the level of attention is low, it displays the symbol of a coffee cup in the instrument cluster and an acoustic signal is sounded to encourage the driver to take a break. The system is active at speeds between 37 mph and 124 mph. The desired sensitivity of ATTENTION ASSIST® can be set or switched off in the instrument cluster. If the “sensitive” setting is selected for ATTENTION ASSIST®, the system warns the driver at an earlier stage as in “standard.” In addition, the instrument cluster shows how much time has elapsed since the last break and whether the system is inactive due to falling below or exceeding the speed thresholds.

### L16- FOG LAMPS

The halogen fog lamps are integrated into the front bumper. Two halogen fog lamps are available to improve illumination of the road in fog. The switch for the fog lamps is located to the left of the light switch



# METRIS MY22- EQUIPMENT HANDBOOK

## LA2- AUTOMATIC HEADLIGHTS

The automatic headlights monitor the weather and lighting conditions during a journey and switch the vehicle lights on or off as required. The light switch must be in the “AUTO” position for automatic on/off driving lights to operate. When lighting conditions change rapidly, for example when driving through tunnels, the assistance system can help the driver and increase driving safety by switching on the lights. The light sensor is located in the middle of the windshield. If the light brightness is below a certain level, the system automatically switches on the driving lights. If the measured values exceed a certain level the lights are switched off again.



## LB9- EXIT LAMPS

The standard exit lamps ensure greater safety and comfort when getting in and out of the vehicle in the dark. They are built into the driver's and front passenger's doors below the door paneling and switch on when the door is opened.

## LC2- LED LIGHT STRIP IN REAR COMPARTMENT

The LED light strip is positioned up in the rear of the load compartment so as to create as few shadows as possible. LED technology is good for low electrical consumption and a long product life. The light is operated via the interior light switch on the overhead control panel or the switch on the light to the left in the rear.



## LC3- INTERIOR LIGHTING IN GRAB HANDLES

Includes lamps for the rear passenger compartment fitted in each of the four grab handles. The lamps, which provide subtle lighting in the vehicle interior, are activated when:

- The vehicle is unlocked
- One door is opened
- Via overhead control panel



If this option is selected, the two standard lamps fitted in the roof trim of the rear compartment are deleted.

## **METRIS MY22- EQUIPMENT HANDBOOK**

### **LC4- PREMIUM OVERHEAD CONTROL PANEL**

Uses LED technology in fiber optics, reading lamps and a cockpit light. The interior lights and cockpit light illuminate the interior pleasantly and make orientation easier in the dark. The reading lamps for the driver and front passenger provide a spotlight, which makes it easier to read maps or paperwork. The driver and front passenger will not be dazzled as the light is focused and directed downward. The lighting functions are operated via buttons and switches located in the overhead control panel. In addition, an eyeglass compartment is located in the overhead control panel.



### **LC6- READING LIGHTS IN REAR GRAB HANDLE**

A reading light is added to the optional lamps integrated into the four overhead grab handles of the rear passenger compartment. They can be switched on/off manually via a push button.



### **LC7- FRONT FOOTWELL LIGHTING**

Front footwell lighting includes two LED lamps, which are installed in the driver's and passenger's footwell.

### **LC8- TAILGATE COURTESY LIGHT**

The tailgate courtesy light includes one lamp that is separated in two lenses and fitted in the trim of the tailgate. The ambient lighting ensures greater safety via the red lens for rear traffic and greater comfort via the white lens directing the light down onto the ground.

Cargo Vans are equipped with a lamp that directs the light down only onto the ground. LC8 is integrated automatically in W65.



# METRIS MY22- EQUIPMENT HANDBOOK

## LD9- TWO OVERHEAD INTERIOR LIGHTS IN REAR

Two lights are fitted in the center of the rear passenger compartment. A door contact switch turns the lights on when the rear compartment doors are opened and off when they are closed. The lights can also be switched on and off by means of a switch on the dashboard. The additional interior lights provide more light in the rear passenger compartment, thus improving visibility during entry and exit.



## MG9- ALTERNATOR EFFICIENCY MANAGEMENT

Alternator efficiency management is based on a dynamic reduction in alternator output during acceleration phases depending on engine loads, reducing engine workload and fuel consumption. On the overrun, e.g., on downhill gradients or when braking, the alternator output is increased to use the vehicle's kinetic energy to charge the vehicle starter battery with no additional fuel consumption. If the battery charge is sufficient, the alternator is switched off and the on-board electrical system is fed by the battery.

## LP4- LED LOGO PROJECTORS

The projectors are located in the driver's and co-drivers's door below the door panel. They are switched on or off via the door contact. When the doors are opened, a Mercedes star with 3D effect is projected onto the floor in the entrance area. the code LP4 is not in conjunction with the code LB9.



## MI5- ENGINE EMISSIONS LEV III ULEV50

The M274 engine meets the emissions values of the LEV III ULEV50 exhaust emissions standard.

## ML4- ALTERNATOR 14 V/190 A

Optionally available for the Cargo Van, the alternator 14 V/190 A replaces the standard alternator 14 V/175 A. The 190 A alternator is required for all vehicles ordered with the code ED5 (Multi-Purpose Module), code EK1 (body builder connector under driver's seat).

## METRIS MY22- EQUIPMENT HANDBOOK

### MM 1- 2 LITER, 4-CYLINDER, DIRECT-INJECTION TURBOCHARGED GASOLINE ENGINE

The engine M274 DEH is a 4-cylinder gasoline engine with an aluminum alloy crank case, direct injection and fast-acting piezo injectors for multiple injection, demand-orientated multi-spark ignition, controlled oil pump, switchable water pump and high-compression one-stage turbocharging. Direct injection: A high-pressure pump with integrated flow control valve is used to generate the required high pressure. The fuel is transported via a high-pressure rail to the centrally located fuel injectors to inject up to five very precise injections per cycle into the combustion chamber. The injectors operate extremely fast and can inject even the smallest amounts of fuel. Due to the high-fuel pressure of approximately 1,885 psi to approximately 2,900 psi the injection nozzle develops a stable hollow-cone beam under all operating conditions. Fuel tank: The fuel tank capacity is 18.49 gallons. An activated carbon filter installed nearby the fuel tank absorbs the hydrocarbons.

### MS1- CRUISE CONTROL

Any speed upward of 19 mph can be set using the cruise control stalk on the steering column. Cruise control maintains the vehicle at a constant speed as long as physically possible. If the set speed is exceeded, the system brakes autonomously (e.g., on downhill gradients). The following functions can be accessed with the cruise control lever:

- Push up: the current or a higher speed is set.
- Push down: the current or a lower speed is set.
- Pull back: resumes the last stored speed.
- Push forward: cruise control function is switched off. Cruise control can also be switched off by operating the brake pedal.



### Q24- TRAILER HITCH, 4,960 LBS CAPACITY

Allows a towing capacity of 4,960 lbs. and a maximum drawbar load of 500 lbs. Customers need to make sure that they do not exceed the GCWR (see operators manual or identification plate on the driver's side B-pillar). The rear bumper features a cutout for the trailer coupling. The trailer connection unit supports LED lights on the trailer and allows a mixed operation of LED lamps and standard lamps. The trailer brake controller connection is standard with the code Q24 without additional sales code and cost.



## **METRIS MY22- EQUIPMENT HANDBOOK**

### **R1N- 5-TWIN-SPOKE LIGHT ALLOY WHEELS, 7J X 17"**

The new 7.0 J x 17 light alloy wheels with an offset of 51 mm in the 5-Twin-Spoke design are painted in black high-sheen.

The front of the rim is high-sheen.



### **RD8- FULL WHEEL COVER, PLASTIC, 7J X 17"**

The full wheel cover harmoniously matches the steel rim and visually enhances the vehicle.



### **RK8- 20-SPOKE LIGHT-ALLOY WHEELS**

20-spoke 7J x 17 light-alloy wheels are designed with an offset of 51 mm (about 2") and high-gloss finish in silver metallic vanadium.



### **RL5- 10-SPOKE LIGHT ALLOY WHEELS, 6.5J X 16"**

10-spoke light-alloy wheels painted in vanadium silver lend the vehicle a characteristic design and underscore its sportiness.



### **RL8- 5-SPOKE LIGHT-ALLOY WHEELS, 7 J X 17"**

Designed with an offset of two inches and high-gloss finish in silver metallic vanadium.



## METRIS MY22- EQUIPMENT HANDBOOK

### RY2- TIRE PRESSURE MONITORING SYSTEM

Pressure-monitoring sensors on each wheel transmit radio signals to a central control unit. On vehicles with the standard instrument cluster, a warning light illuminates in the event of a pressure loss of approximately 25% at one or more tires. On vehicles with the optionally available code JK3, instrument cluster with pixel- matrix display, an automatic warning is displayed if the pressure in any tire falls below a set minimum value. The critical tire is indicated in the display.

### S02/S04- ADJUSTABLE FRONT SEATS (Std)

The driver's and passenger's seats can be adjusted manually to suit their respective requirements. The seats have an ergonomic structure and are upholstered with an attractive, hard-wearing fabric. A tilt-adjustable armrest is fitted to the inboard side of the backrests. The seats can be adjusted in the following ways:

- Fore and aft adjustment (almost 9 inches in total at 0.4-inch intervals)
- Stepless adjustment of the backrest angle
- Head restraint can be adjusted for height



### S97- REAR BENCH DELETE (2ND ROW)

The standard rear seating can be omitted via the code S97, omission of seats/bench seat in the second rear seat row, for passenger vans. The seat rail system with quick-locking, code UR1, is still factory standard, even if the code S97 is chosen. Please note that there are always three rails installed when choosing S97.



NOTE: IF YOU ARE LOOKING FOR AN INCOMPLETE VEHICLE, PLEASE REFER TO CODE Z5U WHICH WILL COME INCOMPLETE WITH 4 RAILS IN THE REAR AND NO SEATS. AN APPROVED UPFITTER WILL HAVE TO INSTALL SEATS AND COMPLETE THE VAN IN ORDER FOR IT TO BE COMPLETE. Please check at [www.upfitterportal.com](http://www.upfitterportal.com) for more information.

### SA6- AIRBAG, DRIVER & PASSENGER FRONT

The airbags for the driver and passenger are able to reduce the risk of serious injuries to the head and torso during a collision. The inflated airbags also stabilize the entire body. Depending on the severity of the impact, the airbags can be activated in two stages, at first with reduced inflation and, if necessary, with full inflation.

SA05 and SA06 are standard on all vehicles, though SA05 does not appear in vehicle code set.





## **METRIS MY22- EQUIPMENT HANDBOOK**

### **SB1-SB2- COMFORT SEATS, DRIVER AND PASSENGER**

The comfort seats offer the following additional characteristics, which allow a more precise adjustment of the seats to suit individual requirements:

- Seat cushion height adjustment
- Lumbar support adjustment
- Adjustable cushion angle
- Comfort head restraint (4-way)



### **SE4/SE5- LUMBAR SUPPORT, DRIVER & PASSENGER SEAT**

The 4-way lumbar support for the front seats support the vertebrae in the lumbar region, thereby relieving the strain on the back, particularly on long journeys. Two air cushions in the backrest of the seats can be adjusted individually to suit individual preferences, and support an ergonomic seating posture. Individual settings for the electropneumatically operated 4-way lumbar support are adjusted through two regulating valves, which cause the air cushions to be inflated or deflated. In addition, they can be adjusted for height. The settings can be conveniently adjusted using the 4-way switch on the outboard side of the cushion.

### **SF1/SF2- ELECTRICALLY ADJUSTABLE DRIVER & PASSENGER SEATS**

The two electrically adjustable seats are based on the comfort seats code SB1 and SB2 and have the same adjustment options. Except for the head rest and seat cushion, all adjustments can be made electrically using the chrome switches on the control unit located on the driver's or co-driver's door. The integrated Memory Function on the driver's or co-driver's side saves up to three different seat adjustment settings.

When switching drivers, the required seat adjustments can quickly be made with a push of the button. This function is specially convenient for frequent driver changes.

Please note the Memory Function does not save the individual mirror settings.



### **SH1/SH2- AIRBAG, SIDE THORAX-PELVIS, DRIVER & PASSENGER**

The thorax-pelvis sidebag for the driver and passenger can help protect the torso and pelvic area during a severe lateral impact. The airbags are installed in the backrest of the seats. The thorax-pelvis sidebags can be activated when the crash sensors detect a severe lateral collision. In this case the control unit sends an electric impulse to the airbag. The initiator ignites a solid propellant. The gases generated in the combustion process fill the airbag.

## **METRIS MY22- EQUIPMENT HANDBOOK**

### **SH8- AIRBAG, WINDOW, ALL ROWS**

Window bags for all rows are fitted in the roof lining above the side windows. They are triggered if the sensors recognize a strong side impact. The window bags on the side facing the impact unfold along the side window. They can significantly reduce the risk of head injuries for driver and front passenger as well as for passengers in the outer rear seats.

### **SH9- AIRBAG, WINDOW, FRONT ROW**

The window bags for driver and front passenger can considerably reduce the risk of head injuries during a side impact. They are triggered if the sensors recognize a strong side impact is occurring. The window bag on the side receiving the impact inflates in the area of the side window. The window bags are installed in the roof lining above the side windows. They unfold downward upon being deployed.

### **SZ7/SZ8- STORAGE NET, DRIVER'S AND PASSENGER'S SEAT BACKREST**

The storage nets on the back of the driver's and passenger's seat backrest provides handy accommodation for objects such as maps or magazines.



### **T14- ACTIVE RETAINER FOR SLIDING DOOR**

Keeps the sliding doors in their open position. The sliding doors must be unlocked via the door handle to close.



### **T19- SLIDING DOOR, DRIVER'S SIDE**

The left sliding door has a clear width of just over 32 inches and a height of just over 49 inches. A wide entry step facilitates access to the rear compartment. Optionally available are the sliding doors with electrical operation via code T55 and code T56 for the Passenger Van.

## **METRIS MY22- EQUIPMENT HANDBOOK**

### **T55/T56- ELECTRIC SLIDING DOORS**

Enables the sliding doors to be opened and closed electrically via a switch on the center console, on the B-pillar or via an additional button on the radio remote control. The sliding doors can also be stopped and held in any position. The electric sliding doors are provided with an obstacle detection function for improved protection of people using the doors. If the obstacle detection function detects any resistance during closing, the process is interrupted and the doors open again. During driving the electrical opening function is deactivated. An audible warning is sounded when the sliding doors are opened or closed by the remote control or the operating switch in the center console.



### **T70- CHILD SAFETY LOCK, SLIDING DOORS**

The child lock is engaged/disengaged via a switch located along the leading edge of the open sliding door.

After engaging, the sliding door cannot be opened from within the rear compartment. The optional electric sliding doors can still be operated via the switch on the front center console.



### **T74- ASSIST HANDLE, B-PILLAR**

Includes two grab handles vertically installed on the left and right B-pillar to facilitate entry/exit.



### **U60- SECOND-ROW SEATS, TWO-PLACE, REMOVABLE**

Seats are securely attached to the sub-frame by means of a latch system. A quick-release system allows the benches to be removed/installed easily. All seating positions are fitted with integral three-point belts, height- adjustable head restraints and have under-seat storage space. The driver side and center seats are equipped with two ISOFIX child seat attachment point including Top Tether.

### **U63- THIRD-ROW SEATS, THREE-PLACE, REMOVABLE**

Seats are securely attached to the sub-frame by means of a latch system. A quick-release system allows the benches to be removed/installed easily. All seating positions are fitted with integral three-point belts, height- adjustable head restraints and have under-seat storage space. The driver side and center seats are equipped with two ISOFIX child seat attachment point including Top Tether.

## **METRIS MY22- EQUIPMENT HANDBOOK**

### **U71- ADDITIONAL SEAT, SECOND ROW, FOLDING CURBSIDE**

Makes seating in the rear compartment more flexible. With the EASY-ENTRY function it offers easy access to the third row. The folding outer seat makes it possible to have two rows of seating each for three people yielding six seats in total. The outer seat with the EASY-ENTRY function can be removed separately.



### **UR1- REAR-SEAT FLOOR POCKETS WITH QUICK-RELEASE**

Allows the rear bench seats to be installed and removed easily. The positions of the seat benches are fixed. Additionally, the floor features four D-rings.



### **V23- PREMIUM REAR INTERIOR TRIM WITH ARMRESTS**

Plastic multi-section, full sidewall paneling in the area below the window down to the floor between the B- to D-pillars. The plastic segment running at waist rail height between the B- and C-pillars is coated with TPO film (Thermoplastic Elastomer). There is an upholstered armrest between the C- and D-pillars (third seat row) on both the left and right side. The interior paneling provides passengers in the rear places for stowing bottles and drink containers. The map pocket provides a space-saving place to keep maps and papers.

### **V30- WAIST-LEVEL COMPOSITE PANELING IN CARGO COMPARTMENT**

The waist-level composite paneling in the cargo compartment includes approximately one-tenth-inch thick gray wood fiberboard installed at the lower sections of the sidewalls, the sliding door(s) and the rear door(s).

### **V33- CARPETING, REAR**

Includes a foam-backed velour carpet fitted in the rear compartment. The carpet enhances the rear compartment and also improves noise insulation.

### **V36- ROOF TRIM**

## **METRIS MY22- EQUIPMENT HANDBOOK**

Includes lined paneling along the ceiling and all pillars, enhancing the appearance of the interior. It also improves the heat and sound insulation in the rear compartment.



### **V41- PLASTIC FLOOR COVERING IN REAR COMPARTMENT**

The plastic flooring in the rear compartment is made of TPO (Thermoplastic Olefin), is dirt resistant and easy to clean. The plastic flooring also improves noise insulation in the vehicle interior. Passenger van only

### **V42- CARGO LASHING RAILS, WAIST LINE**

Allows goods to be safely secured to the sidewalls. The holes in the lashing rails are spaced at approximately one-inch intervals where the four supplied lashing anchors can be attached. The maximum tensile loading of the lashing points on a tie-down rail is 1,000 N. Tie-down rails are not installed on the load compartment sliding doors.



### **V43- WOOD FLOOR WITH SIX D-RINGS**

Includes an approximately 0.33-inch plywood floor installed in the load/passenger compartment. The surface of the wooden floor is coated with a gray, hardwearing and non-slip melamine resin film. The wooden floor is secured by the bolts of the six flush-mounted D-rings. Two further lashing points are mounted left and right at the bottom of the B-pillar. Cargo van only.



### **V44- CARPETING, FRONT**

A foam-backed velour carpet is fitted in the driver's/co-driver's footwell. The velour carpet enhances the interior and also improves noise insulation.

### **V78- LUGGAGE NET, FLOOR TO CEILING (B-PILLAR OR C-PILLAR)**

## **METRIS MY22- EQUIPMENT HANDBOOK**

This feature can only be installed in two positions: directly behind the driver's and passenger's seat at the B-pillar or behind the second seat row at the C-pillar. This protects the occupants from slipping/flying objects such as bags, etc., that may be flung forward from the luggage compartment during heavy braking or an accident.



### **V83- TRIM, HARDBOARD, REAR-HINGED DOORS**

Rear doors feature approximately 0.1-inch thick wood hardboard panels with painted surface.

### **V85- CIGARETTE LIGHTER & ASHTRAY, FRONT**

Includes a cigarette lighter in the center console and an ashtray located in the upper part of the dashboard. The cigarette lighter is supplied via the terminal 15 with voltage.

### **VA3- FULL HEIGHT PLASTIC PANELING, SIDEWALLS/REAR DOORS**

The sliding door(s), rear walls and the rear doors/tailgate are lined with approximately one-fifth-inch thick gray polypropylene (PP) Con Pearl plastic panels. The trim extends as far as the edge of the roof. The plastic panels are food-safe, moisture-resistant, washable, abrasion-resistant and recyclable.



### **VF4- FABRIC CALUMA BLACK**

The code VF4, substitutes the black tunja fabric, code VY2, as factory standard. The new fabric is characterized by a white stripe pattern in the area of the seat and back surfaces. The side cheeks of the seat cushion and the backrest, the back of the seat and the headrest are still uni-black.



### **VH1- GRAB HANDLES IN HEADLINER, SECOND & THIRD ROW**

## **METRIS MY22- EQUIPMENT HANDBOOK**


In addition to the two grab handles in the roof liner for the driver and front passenger, four grab handles in the rear are installed in the ceiling panels above the second and third-seat rows.

### **VK7- PREMIUM TRIM, REAR-HINGED DOORS**

Premium trim for the rear door/liftgate includes plastic interior trim for the rear door(s). The trim includes the window frames as well. The trim provides enhanced protection for the rear doors against damage and offers a premium appearance.


### **VK8- PLASTIC FLOOR COVERING**

The plastic floor is made of a three-dimensionally shaped middle layer with a hat structure on which a plastic layer is laminated on both sides. The hat structure of the middle layer ensures a low weight with great stiffness and good damping behavior. Underneath is an insulating foam layer. In terms of surface, the loading floor receives a TPO (thermoplastic polyolefin), which is waterproof, low-wear and anti-slip.



### **VU9- BLACK LEATHERETTE**

All seats are upholstered in hard-wearing three-ply black man-made leatherette. The base material consists of two layers of polyester and one layer of cotton. The grained surface has a soft PVC coating to repel moisture. The shape and stitching of the seat cushion and backrest are the same as for the standard seating.



### **VV2- CARGO LASHING RAILS, FLOOR, PLUS FOUR ANCHORS**

Includes two rails that are attached to the floor in the load compartment. The rail system enables cargo to be safely secured to the floor rails. The rails have hole patterns with approximately one-inch spacing to which the four supplied lashing eyelets can be attached. Each load securing rail is configured for maximum point tensile loading of 4,000 N.



### **W16- FIXED WINDOW, DRIVER SIDE SLIDING DOOR**

## **METRIS MY22- EQUIPMENT HANDBOOK**

A window of single-layer safety glass is fitted in the driver's side sliding load-compartment door.

### **W17- FIXED WINDOW, PASSENGER SIDE SLIDING DOOR**

A window of single-layer safety glass is fitted in the passenger-side sliding load-compartment door.

### **W29- FIXED WINDOWS, REAR SIDEWALL**

Windows of single-layer safety glass are fitted at the rear of the left and right load compartment sidewall.

### **W50- REAR DOORS, OPENING 180 DEGREES**

Includes hinged rear doors that can be opened to 90 degrees or a maximum of 180 degrees. Initially, the exterior hinges engage at an angle of approximately 90 degrees. The hinges can then be released from this position and the doors opened to 180 degrees. The large opening angle allows easy loading and unloading particularly in the case of bulky loads and when using a forklift. The door handle with recess is on the passenger-side door, the license plate on the driver-side door.



### **W54- REAR DOORS, OPENING 270 DEGREES**

Allows the rear doors to be opened back to the vehicle's sidewalls and secured by magnetic retainers, which prevent the doors from closing unintentionally. It results in easier loading and unloading of bulky goods. In narrow spaces the vehicle can be reversed directly up to a loading dock or the goods to be loaded through the doors already fully opened. The doors can also be locked at an opening angle of 95 degrees.



### **W65- SINGLE FLIP-UP TAILGATE WITH LC8 COURTESY LIGHT**

The single flip-up tailgate is supplied with reinforced gas-filled struts and the maximum raised height is approximately 85 inches and the minimum standing height approximately 78 inches. Thanks to its generous opening the tailgate also allows bulky items to be easily loaded and unloaded. The tailgate is opened by a handle located centrally above the license plate and protected from dirt by a recess. The opening angle is approximately 90 degrees. The tailgate can be closed while pulling down on the strap inside.



### **W70- BLACK TINTING (80%) FOR REAR WINDOWS**



## METRIS MY22- EQUIPMENT HANDBOOK

Includes 80% tinted single-layer safety glass, which is built into the rear windows. The tinted glass provides privacy and reduces solar radiation.



## W78- HEATED REAR WINDOW WITH WASHERS/WIPERS

Heated windows in tailgate/rear door with wipers/washers are available for W50, W54, W65 with one (tailgate) or two wipers (hinged doors). If the front windshield wipers are switched on, the rear window wipers are automatically activated whenever reverse gear is selected. The rear window wiper is automatically deactivated when the tailgate/rear door(s) is opened and reactivated when the tailgate/rear door(s) is closed. The rear window defroster is switched on via the climate control panel.

## YK3- CARGO STRAPS, D-RINGS

Includes two tensioning straps with ratcheting lever and lashing hook with an overall length of approximately 11.5 feet. The maximum rated loads are:

- Draw out 6,500 N
- Strapping 13,000 N
- Two lashing straps are supplied in the glove compartment



## Y10- FIRST AID KIT

The first aid kit will be stowed in a plastic case in the front passenger door panel and can be used to provide initial care for injured persons.



## Z65- PREPARATION FOR SEA TRANSPORT

The radiator grille and fan slits will be sealed in order to prevent penetration of water or salt air. This provides enhanced protection from environmental damage arising during sea transport or storage for longer periods. Battery disconnection switch: All vehicles ordered with packing for sea transport are equipped with a battery disconnect switch to save the battery capacity during transportation. The battery disconnect switch is removed in Ladson during vehicle processing.

## Z5U- INCOMPLETE VEHICLE - 4 RAIL SYSTEM

## METRIS MY22- EQUIPMENT HANDBOOK

The seat rail system with quick-locking has four seat rails instead of three as factory standard. The vehicle is classified as an incomplete vehicle with “incomplete vehicle documents” (IVD’s) and needs to be completed with seats by a body builder. This van has no rear seat. This vehicle has the remaining components of the passenger vans (including rear air bags).

**An upfitter has to ensure the vehicle registration and completion.**



## LOAD-ADAPTIVE ELECTRONIC STABILITY PROGRAM

ESP® interfaces with both the braking system and the engine management. It continuously monitors the signals from the steering angle sensor, wheel speed sensors, lateral acceleration sensor and yaw sensor, allowing it to assist the driver if instability is detected. In critical situations, ESP® actively intervenes in the engine management and braking system and assists the driver by generating braking forces to restore directional stability. Other functions are: Anti-lock braking system (ABS), Acceleration Skid Control (ASR), Start-off Assist (AAS), Brake Assist (BAS®), Brake Disc Wiping (BDW), Electronic Brake Force Distribution (EBD), Electronic Brake Prefill (EBP), Electronic Stability Program (ESP®), Enhanced Understeering Control (EUC), Load-Adaptive Control (LAC), Engine Drag Torque Control (MSR), Roll Movement Intervention (RMI), Roll Over Mitigation (ROM), Crosswind Assist (SWA).

## ENGINE LIFE EXPECTANCY

B10 value is 155,000 miles. B10 means 90% of all Metris will exceed 155,000 miles without a major engine repair.