

# MAJOR PRODUCT FEATURES

To learn more about the features on this vehicle, go to [www.fordsourcebook.com](http://www.fordsourcebook.com)

To learn more about the Transit body codes, go to [www.transitbodydecoder.com](http://www.transitbodydecoder.com)

*In 22MY, the all-electric E-Transit joins the Transit lineup and will be available on Cargo Van, Cutaway and Chassis Cab configurations.*

## MODEL/SERIES/AVAILABILITY CHANGES

- All-Electric E-Transit has been added to the program and is available on Cargo Van (W1Y, W9C, W1X, W3X), Cutaway (W5P) and Chassis Cab (W5Z). Refer to the chart on page 2 for available E-Transit configuration details.
- New 178" WB, SRW Cutaway (W5P, W7P) and Chassis Cab (W5Z, W7Z) configurations have been added to the program

## PACKAGES/OPTIONS ADDED

- New SYNC 4 with AM/FM stereo and 12" display (58B) is standard on E-Transit and optional with gas engine configurations
- New SYNC 4 with SiriusXM® with 360L, HD Radio™, and 12" Display (58C)
- New SYNC 4 with SiriusXM® with 360L, HD Radio™, Navigation and 12" Display (58E)
- New SYNC 4 with SiriusXM® with 360L, HD Radio™, Navigation, Intelligent Adaptive Cruise Control (iACC), Intersection Assist and 12" Display (58F)
- New Intelligent Access with push-button start is now available on Cargo Van, Crew Van, Passenger Van and Chassis Cab (41J)
- New Reverse Brake Assist (43S) is optional on Cargo Van, Crew Van and Passenger Van
- New Pro Power Onboard (90E) is optional with E-Transit
- New 3-Across, 'Dual-passenger', seating packages (212, 213, 216 and 217) with Small Center Console is available on Cargo Van, Cutaway and Chassis Cab
- New Mobile Charger with Switchable Cord End (120V/240V) is standard on E-Transit.
- New Three Bar Grille with Dynamic Blue Center Bars and Chrome Surround is standard on E-Transit
- New Medium Center Console with right-side rotary gear shift dial is standard on E-Transit
- 75-mph Governed Top Speed is standard on E-Transit Cutaway and Chassis Cab.
- Rear Independent Suspension with coil springs, semi-trailing arm STA and stabilizer bar is standard and available only on E-Transit
- New Electric Motor (99K) and Single-Speed Transmission (44A) are standard and only available with E-Transit
- New Bulkhead option is available for Crew Van (47V)
- New High Resolution Digital Camera (61E) is optional on Cargo Vans and XL passenger vans with gas engine. Standard on E-Transit Cargo Van and XLT Passenger Van with gas engine
- 16" Steel Wheel with Full Silver Wheel Cover is standard with E-Transit
- New Charge Cord Delete (17S) is optional with E-Transit and available for Fleets
- New Automatic Engine Idle Shutdown are available for Fleets – 5 Minute Timer (55E), 10 Minute Timer (55F), 15 Minute Timer (55G) and 20 Minute Timer (55H)
- New Shelving options have been added – Foldable Aluminum Shelving (66H and 66G) and Fixed Multi-Level Shelving (66F and 66E)
- New Auxiliary Fuel Port Extension Line (63F) is optional on long and extended length Cargo Van
- New trim Dark Palazzo Gray Vinyl (Driver Seat) and Ebony Vinyl (Passenger Seats) (VB) has been added for Dark Palazzo Gray Vinyl, 2-way manual Driver and 2-way manual dual Passenger seats (212 and 213)
- New Telematics Essentials, a complimentary version of Ford Telematics, is standard on all models

## PACKAGES/OPTIONS CHANGED

- Front and Rear Split-View Camera (61D) has been updated to 360-Degree Camera with Split View and Front Washer

## PACKAGES/OPTIONS CHANGED (continued)

- Blind Spot Information System (BLIS®) with Cross-traffic Alert and Trailer Coverage (65A) has been updated to Blind Spot Assist 1.0.
- Smart Acceleration Truncation (55B) is now included with the new Automatic Engine Idle Shutdown Timers (55E, 55F, 55G, and 55H)
- SYNC 4 with AM/FM stereo and 12" display (58B) is now standard on Passenger Van XLT, previously Audio Package 58V had been standard
- High-Intensity Discharge (HID) Headlamps (91A) are now available on Cargo Van
- Motorhome Prep Package (47M) now offers SYNC 4 with SiriusXM® with 360L, HD Radio™, Navigation, Intelligent Adaptive Cruise Control (iACC) and 12" Display (58F) as the standard audio package
- RV Prep Package (47D) now offers SYNC 4 with SiriusXM® with 360L, HD Radio™, Navigation, Intelligent Adaptive Cruise Control (iACC) and 12" Display (58F) as the standard audio package
- 16" White Steel Wheel (64C) – SRW only now includes Black Hubcaps in lieu of the previously offered Mini Cap and Lug Nut Covers
- High-Intensity Discharge (HID) Headlamps (91A) are included with the Adventure Prep Package (47N)
- Body Side Moldings – Body Colored (17N) are now only available with Oxford White (YZ)
- White Steel Wheel (64C) – SRW only is now available with E-Transit
- Blind Spot Assist 1.0 (65A) is no longer available with Audio Packs 58U and 58V
- Foldable Aluminum Shelving (66H) is no longer available with Pro Power Onboard (90E) or Power Running Board (68L)
- Foldable Aluminum Shelving (66G) is no longer available with D-Pillar Assist Handles (66C), Pro Power Onboard (90E) or Power Running Board (68L)

## PACKAGES/OPTIONS DELETED

- Smoker's Package (66B)
- HD Radio, SYNC 3 with 4" Screen (58W)
- SYNC 3 with 8" Screen (58X)
- HD Radio, SYNC 3 with 8" Screen (58Y)
- HD Radio, SYNC 3 with 8" Screen and Navigation (584)
- Programmable Battery Guard/Enhanced Cut-Off Relay (59C)
- 3.31 Non-Limited and Limited Slip Rear Axles

## LATE AVAILABILITY ITEMS

- Crew Van Bulkhead (47V)
- Heavy-Duty Cargo Flooring (60B) for DRW configurations
- Digital Rearview Mirror (90C) has been moved to 23MY
- Back Up Alarm (43B) for E-Transit has been moved to 23MY

## LATEST ORDER GUIDE UPDATES

- Foldable Aluminum Shelving (66H and 66G) and Fixed Multi-Level Shelving (66F and 66E) are not available with Front/Rear Aux A/C and Heater (57G)
- New Passenger Seat Delete with Dark Palazzo Gray Cloth seat pack has been added (211)
- Passive Entry/Passive Start (PEPS) name has been updated to Intelligent Access with push-button start (41J)

## Product Changes and Features Availability

Features, options and package content subject to change. Please check [www.fmcdealer.com](http://www.fmcdealer.com) for the most current information.

**2022 TRANSIT  
STANDARD EQUIPMENT****E-TRANSIT CONFIGURATIONS**

<b>Series</b>	<b>Body Code</b>	<b>Body Type</b>	<b>Roof Height</b>	<b>Wheelbase</b>	<b>Drive</b>
T-350	W1Y	Cargo Van	Low Roof	Regular 130"	RWD/SRW
T-350	W1Y	Cargo Van	Low Roof	Long 148"	RWD/SRW
T-350	W9C	Cargo Van	Medium Roof	Regular 130"	RWD/SRW
T-350	W9C	Cargo Van	Medium Roof	Long 148"	RWD/SRW
T-350	W1X	Cargo Van	High Roof	Long 148"	RWD/SRW
T-350	W3X	Cargo Van	High Roof	Extended 148"	RWD/SRW
T-350	W5Z	Chassis Cab	Low Roof	Extended 178"	RWD/SRW
T-350	W5P	Cutaway	Low Roof	Extended 178"	RWD/SRW

# 2022 TRANSIT STANDARD EQUIPMENT

EXTERIOR	CARGO VAN	CREW VAN	PASSENGER VAN XL	PASSENGER VAN XLT	CUTAWAY	CHASSIS CAB
Body Side Moldings – Carbon Black	•	•	•	•	•	•
Front License Plate Bracket	•	•	•	•	•	•
Rear-window Defroster	—	•	•	•	—	—
<b>Bumpers</b>						
Front Bumper – Body Colored	—	—	—	•	—	—
Front Bumper – Carbon Black, Body Colored with Lower Valance	•	•	•	—	•	•
Rear Bumper – Carbon Black, without Integral Step	•	•	•	•	—	—
<b>Doors – Rear</b>						
50/50 Hinged Rear Door, 180-degree Opening	•	•	•	•	—	—
<b>Doors – Side</b>						
Sliding Passenger-side Door	•	•	•	•	—	—
<b>Exterior Lighting – Front</b>						
Front Fog Lamps	—	—	—	•	—	—
Halogen Headlamps with Autolamp	•	•	•	—	•	•
Chrome-trimmed Halogen Headlamps with Autolamp	—	—	—	•	—	—
Headlamp Courtesy Delay <b>Note:</b> The headlamps stay on for a set period of time after the owner turns off the ignition.	•	•	•	•	•	—
Roof Marker Lamps (Included on DRW Cargo Van, Crew Van, Passenger Van XL and Passenger Van XLT)	•	•	•	•	•	•
<b>Exterior Lighting – Rear</b>						
Center High Mount Stop Lamp (CHMSL)	•	•	•	•	—	—
Taillamps	•	•	•	•	•	•
<b>Fuel (n/a with E-Transit)</b>						
Auxiliary Fuel Port. Not available with E-Transit.	•	•	•	•	•	•
Fuel Tank – Capless Fuel Fill, 25 U.S. gallons (midship)	•	•	•	•	•	•
<b>Charging/Battery</b>						
★67kWh Useable Energy High-Voltage Battery	•* *E-Transit only	—	—	—	•* *E-Transit only	•* *E-Transit only
★Mobile Charger with Switchable Cord End (120V/240V). Standard on E-Transit. <b>Note:</b> Switchable cord end to allow customer charge functionality with 120V (NEMA 5-15) up to 15 Amps or 240V (NEMA 14-50) up to 32 Amps	•* *E-Transit only	—	—	—	•* *E-Transit only	•* *E-Transit only
<b>Grille</b>						
Honeycomb Mesh Grille with Carbon Black Surround	•	•	•	—	•	•
Honeycomb Mesh Grille with Chrome Surround	—	—	—	•	—	—
★Three Bar Grille with Dynamic Blue Center Bars and Chrome Surround. Standard on E-Transit.	•* *E-Transit only	—	—	—	•* *E-Transit only	•* *E-Transit only
<b>Exterior Mirrors</b>						
Mirror Delete	—	—	—	—	•	•
Short-Arm, Power Adjusting, Manual-Folding	•	•	•	—	—	—

# 2022 TRANSIT STANDARD EQUIPMENT

EXTERIOR (continued)	CARGO VAN	CREW VAN	PASSENGER VAN XL	PASSENGER VAN XLT	CUTAWAY	CHASSIS CAB
Short-Arm, Power Adjusting, Power-Folding Heated with Turn Signals	—	—	—	•	—	—
<b>Running Boards</b>						
Running Board	—	•	—	—	—	—
<b>Tires – Single Rear Wheel (SRW)</b>						
235/65R16C 121/119 R BSW all-season	•	•	•	•	•	•
<b>Tires – Dual Rear Wheel (DRW)</b>						
195/75R16C 107/105 R BSW all-season (RWD with Standard Front Axle configurations only)	•	•	•	•	•	•
205/75R16C 113/111 BSW all-season (AWD, 11,000lb GVWR or RWD with Heavy-Duty Front Axle configurations only)	•	•	•	•	•	•
<b>Towing</b>						
Rear Recovery Tow Hook	•	•	•	•	—	—
<b>Wheels – SRW</b>						
16" Silver Steel Wheel with Black Hubcap (Standard Front Axle configurations only)	•	•	•	—	•	•
16" Steel Wheel with Full Silver Wheel Cover (Standard Front Axle configurations and E-Transit only)	•* *E-Transit only	—	—	•	•* *E-Transit only	•* *E-Transit only
16" Silver Steel Wheel. Includes Silver Hubcaps with Exposed Lug Nuts (Heavy-Duty Front Axle configurations only)	•	•	•	•	•	•
<b>Wheels – DRW</b>						
16" Heavy-Duty Silver Steel Wheel. Includes Silver Hubcaps with Exposed Lug Nuts <b>Note:</b> The center ornament only comes on the front wheels, and not on the rear wheels.	•	•	•	•	•	•
<b>Wheels – Spare Tire</b>						
Full-size Spare Tire and Wheel	•	•	•	•	—	—
<b>Windows/Glass</b>						
Windows All-around	—	—	•	•	—	—
Rear-window	—	•	•	•	—	•
No Cargo Area Windows	•	—	—	—	—	—
High-Strength Laminated Glass (Sliding Doors only)	•	•	—	—	—	—
Tinted Glass	•	•	•	•	•	•
<b>INTERIOR</b>						
Step Well Pads – Black	•	•	•	•	—	—
<b>Center Console</b>						
★ Small Center Console with integrated shifter and deployable cup holder. Included and only available with 3-passenger seating (212, 213, 216 and 217).	•	—	—	—	•	•
Medium Center Console with integrated shifter and dual cupholders	•	•	•	—	•	•
★ Medium Center Console with Integrated Rotary Gear Shift Dial and cup holder	•* *E-Transit only	—	—	—	•* *E-Transit only	•* *E-Transit only

# 2022 TRANSIT STANDARD EQUIPMENT

INTERIOR (continued)	CARGO VAN	CREW VAN	PASSENGER VAN XL	PASSENGER VAN XLT	CUTAWAY	CHASSIS CAB
Large Center Console with Integrated Shifter, dual cupholders and additional storage area	—	—	—	•	—	—
<b>Door-Locks and Windows</b>						
Glove Box – Locking	•	•	•	•	•	•
Rear Cargo Door – Interior Exit Handle	•	•	—	—	—	—
Rear Cargo Door – Exterior Lock Cylinder	•	•	•	•	—	—
Power Equipment Group (Power Locks and Windows) with Remote Keyless-Entry	•	•	•	•	•	•
<b>Floor Covering</b>						
Vinyl, Front only	•	—	—	—	•	•
Vinyl, Front and Rear	—	•	•	—	—	—
Carpet, Front and Rear	—	—	—	•	—	—
<b>Rearview Mirror</b>						
Rearview Mirror (When Equipped with Rear Glass).	—	•	•	•	—	•
Rearview Mirror Delete (When Equipped Without Rear Glass)	•	—	—	—	•	—
<b>Interior Lighting</b>						
Front Dome Lamp with Map Lights and Theater Dimming	•	•	•	•	•	•
Rear Dome Lamp with Map Lights and Theater Dimming	—	—	—	•	—	—
Partial Rear Compartment Lighting (2 LED lights located at C-pillar)	•	—	—	—	—	—
Full Rear Compartment Lighting	—	•	•	•	—	—
Rear Compartment LED Lamp Switch	—	•	—	—	—	—
Accessory Delay – 30 minutes	•	•	•	•	•	•
<b>Interior Trim</b>						
Front Overhead Shelf Delete	•	•	•	•	•	•
A-Pillar Assist Handles (Driver and Passenger-side)	•	•	•	•	•	•
B-Pillar Assist Handle (Passenger-side)	•*	•	•	•	—	—
D-Pillar Weld Nuts	•	•	—	—	—	—
Headliner – Cloth, Front only	•	•	—	—	•	•
Headliner – Cloth, Full length	—	—	•	•	—	—
<b>Rear View Camera</b>						
No Rear View Camera <b>Note:</b> For incomplete vehicles, upfitter must add a rear view camera to vehicles that are 10,000lb GVWR or less to complete the vehicle and meet FMVSS 111 requirements. Rear Video Camera and Prep Kit (61A) is available as a dunnage kit that requires upfitter installation.	—	—	—	—	•	•
<b>Seating – Front</b>						
Driver and Front-passenger Manual Reclining Bucket Seats with Adjustable Headrest (Includes driver-side and passenger-side inboard armrest)	•	•	•	•	•	•

# 2022 TRANSIT STANDARD EQUIPMENT

INTERIOR (continued)	CARGO VAN	CREW VAN	PASSENGER VAN XL	PASSENGER VAN XLT	CUTAWAY	CHASSIS CAB
Rear-Seat(s) Recline and Inboard Armrest <b>Note:</b> Last row of seats do not recline.	—	—	—	•	—	—
Manual Driver-side Lumbar Support	—	—	•	•	—	—
<b>Seating – Rear (Refer to the Rear Seat Matrix on page 24 for complete seat details)</b>						
5-Passenger Seating. 1 <sup>st</sup> row: 2 seats, 2 <sup>nd</sup> row: 3 seats.	—	•	—	—	—	—
10-Passenger Seating. 1 <sup>st</sup> row: 2 seats, 2 <sup>nd</sup> row: 2 seats, 3 <sup>rd</sup> row: 3 seats, 4 <sup>th</sup> row: 3 seats. Standard with Regular Length Passenger Van. Government orders only.	—	—	•	•	—	—
12-Passenger Seating. 1 <sup>st</sup> row: 2 seats, 2 <sup>nd</sup> row: 3 seats, 3 <sup>rd</sup> row: 3 seats, 4 <sup>th</sup> row: 4 seats. Standard with Long Length Passenger Van.	—	—	•	•	—	—
15-Passenger Seating. 1 <sup>st</sup> row: 2 seats, 2 <sup>nd</sup> row: 3 seats, 3 <sup>rd</sup> row: 3 seats, 4 <sup>th</sup> row: 3 seats, 5 <sup>th</sup> row: 4 seats. Standard with Extended Length Passenger Van.	—	—	•	•	—	—
<b>Sun Visors</b>						
Sun Visors	•	—	—	—	•	•
Illuminated Sun Visors	—	•	•	•	—	—
<b>FUNCTIONAL</b>						
Alternator – 250 amp (3.5L PFDi V6 and 3.5L EcoBoost® V6 engines).	•	•	•	•	•	•
Frame Rail Extension Adapters	—	—	—	—	•	•
Horn – Single-note	•	•	•	•	•	•
<b>Air Conditioning</b>						
Front only	•	•	—	—	•	•
Front and Rear	—	—	•	•	—	—
<b>Audio</b>						
Antenna – Fender Mounted	•	•	•	•	•	•
AM/FM stereo with 4.0" multi-function display, Bluetooth, and Dual USB ports	•	•	•	—	•	•
★SYNC 4 with 12.0" multi-function display, AM/FM stereo, Bluetooth, Dual USB ports, Embedded Voice Recognition and Connected (Subscription) Navigation	•* *E-Transit only	—	—	•	•* *E-Transit only	•* *E-Transit only
<b>Batteries</b>						
Single Battery – 70 amp-hr (3.5L PFDi V6 engine and E-Transit only)	•	•	•	•	•	•
Single AGM Battery – 70 amp-hr (3.5L EcoBoost® V6 engine only)	•	•	•	•	•	•
<b>Brakes</b>						
Brakes – 4-wheel Anti-lock Disc Brakes <b>Note:</b> Depending on driving habits and configuration, the brake pad life is up to 50% improved. In addition, brake pad wear indicators are now included and will send a warning message to the cluster if brake pads reach a certain wear threshold.	•	•	•	•	•	•

# 2022 TRANSIT STANDARD EQUIPMENT

FUNCTIONAL (continued)	CARGO VAN	CREW VAN	PASSENGER VAN XL	PASSENGER VAN XLT	CUTAWAY	CHASSIS CAB
Parking Brake – Electric (SRW configurations only)	•	•	•	•	•	•
Parking Brake – Mechanical (9,950lb/10,360lb GVWR configurations only)	•	•	•	•	•	•
Parking Brake – Push Down Mechanical (11,000lb GVWR configurations only)	•	—	—	—	•	•
<b>Embedded Modem</b>						
<p>FordPass™ Connect</p> <p><b>Note:</b> Ford Telematics and Data Services are telematics services available for fleet customers, providing access to manufacturer-grade vehicle data including but not limited to location, speed, idle time, remaining fuel, diagnostics, and maintenance alerts. FordPass Connect™ 4G Wi-Fi Modem, enables telematics services directly from Ford or through authorized third-party providers. Learn more at <a href="https://commercialsolutions.ford.com">commercialsolutions.ford.com</a> or email <a href="mailto:fcs1@ford.com">fcs1@ford.com</a> or by calling 833-FCS-Ford. (833-327-3673). *Available on vehicles with embedded modem or equipped with approved plug-in device (PID). May require modem activation. Ford Telematics and Ford Data Services require a purchased subscription. Terms and conditions apply. Telematics service and features, and access to vehicle data depend on subscription and compatible AT&amp;T network availability. Evolving technology/cellular networks/vehicle capability may limit functionality and prevent operation of connected features.</p>	•	•	•	•	•	•
<p>★Telematics Essentials**</p> <p><b>Note:</b> A complimentary version of Ford Telematics that gives fleet customers access to vehicle health insights such as odometer reading, diagnostic trouble codes and information around oil life, engine hours and recalls with more expected features coming 3<sup>rd</sup> and 4<sup>th</sup> quarter, 2021.</p> <p>**Complimentary product. Available on vehicles with embedded modem. Requires modem activation. Terms and conditions apply. Telematics service and features, and access to vehicle data depend on compatible AT&amp;T network availability. Evolving technology/cellular networks/vehicle capability may limit functionality and prevent operation of connected features.</p>	•	•	•	•	•	•

# 2022 TRANSIT STANDARD EQUIPMENT

FUNCTIONAL (continued)	CARGO VAN	CREW VAN	PASSENGER VAN XL	PASSENGER VAN XLT	CUTAWAY	CHASSIS CAB
<b>Frontal Area Limitation</b> Base Frontal Area Limitation <b>Note:</b> Provides a Vehicle Emission Control Information label with a frontal area restriction up to 72 ft <sup>2</sup> . Frontal area limitation requires second unit body to meet profile restrictions. For additional information please reference the Incomplete Vehicle Manual and SVE Bulletins.	—	—	—	—	•	•
<b>Instrumentation</b> Tachometer, Fuel Level and Coolant Temperature (Gas Engines)	•	•	•	•	•	•
★ Battery Level, Power Gauge and Power Availability (E-Transit)	•* *E-Transit only	—	—	—	•* *E-Transit only	•* *E-Transit only
<b>Interior Power</b> PowerPoint – 12V <b>Note:</b> One is located in the instrument panel and one in center console.	•	•	•	•	•	•
USB Ports – 5 amps <b>Note:</b> Depending on seating configuration, one is located in each of the 2 <sup>nd</sup> row, 3 <sup>rd</sup> row, 4 <sup>th</sup> row and 5 <sup>th</sup> row.	—	—	•	•	—	—
<b>Speed Limiting Device</b> ★ 75-mph Governed Top Speed. Standard on E-Transit Cutaway and Chassis Cab.	—	—	—	—	•* *E-Transit only	•* *E-Transit only
<b>Steering</b> Electric Power Assisted Steering (EPAS)	•	•	•	•	•	•
Steering Wheel – Power Rack and Pinion	•	•	•	•	•	•
Steering Wheel – Tilt and Telescoping	•	•	•	•	•	•
Steering Column Lock <b>Note:</b> Helps prevent flat tow-away or bump-away auto theft, and locks the vehicle in place if physical damage is detected during an attempted theft.	•	•	•	•	•	•
<b>Suspension</b> Front – Independent MacPherson-strut, Stabilizer Bar	•	•	•	•	•	•
Rear – Leaf Springs, Heavy-duty Gas Shock Absorbers. Gas engine configurations only.	•	•	•	•	•	•
★ Rear – Independent with coil springs, semi-trailing arm (STA) and stabilizer bar. E-Transit only.	•* *E-Transit only	—	—	—	•* *E-Transit only	•* *E-Transit only
<b>SAFETY/SECURITY</b> Autolocking Drive Away with Crash Unlocking.	•	•	•	•	•	•
AdvanceTrac® w/Roll Stability Control™ (RSC®)	•	•	•	•	•	•
Safety Belts – 3-point, All Positions <b>Note:</b> Belt minder is included on the driver and front passenger seat(s).	•	•	•	•	•	•



# 2022 TRANSIT STANDARD EQUIPMENT

SAFETY/SECURITY (continued)	CARGO VAN	CREW VAN	PASSENGER VAN XL	PASSENGER VAN XLT	CUTAWAY	CHASSIS CAB
SecuriLock® Passive Anti-Theft System (PATS) with engine immobilizer	•	•	•	•	•	•
SOS Post-Crash Alert System™. Not available with Radio Prep Package (58T) and AM/FM Stereo with 4" Screen (58U). <b>Note:</b> Automatically flashes the hazard lights and intermittently sounds the horn when the airbag deploys.	•	•	•	•	•	•
Tire Pressure Monitoring System (TPMS).	•	•	•	•	•	•
Stationary Elevated Idle Control (SEIC)	•	•	•	•	•	•
<b>Airbags</b>						
Driver and Passenger Airbags	•	•	•	•	•	•
Passenger-side Airbag Cut-off Switch. Not available with Passenger Seat Delete (21J and 21K) or Right Hand Door Delete (60X) configurations	•	•	—	—	•	•
Safety Canopy® Side-curtain Airbags	•	•	•	•	•	•
<b>FORD CO-PILOT360™ TECHNOLOGY</b>						
Forward Collision Warning	•	•	•	•	•	•
Hill Start Assist	•	•	•	•	•	•
Post-Collision Braking <b>Note:</b> Can potentially lessen the severity of a secondary collision by automatically applying moderate brake pressure when an initial collision event is detected.	•	•	•	•	•	•
Side Wind Stabilization	•	•	•	•	•	•
<b>Ford Co-Pilot360™</b>						
Pre-Collision Assist with Automatic Emergency Braking (AEB) <b>Note:</b> If a potential collision is detected, a warning flashes and an alert sounds, and if the driver's response is not sufficient, the system can automatically apply the brakes to help minimize a frontal collision.	•	•	•	•	•	•
★Blind Spot Assist 1.0 <b>Note:</b> Includes Blind Spot Information System (BLIS®) with Cross-traffic Alert and Trailer Coverage.	—	—	—	•	—	—
Lane-Keeping System <b>Note:</b> Includes Lane-Keeping Alert and Driver Alert. This feature can alert the driver, during day or night, if their vehicle is unintentionally leaving its intended lane.	•	•	•	—	•	•
Auto High-Beam Headlamps	•	•	•	•	•	•
Rear View Camera with Trailer Hitch Assist. <b>Note:</b> Camera will be high-mount for Medium Roof and High Roof.	•	•	•	—	—	—

# 2022 TRANSIT STANDARD EQUIPMENT

FORD CO-PILOT360™ TECHNOLOGY (continued)	CARGO VAN	CREW VAN	PASSENGER VAN XL	PASSENGER VAN XLT	CUTAWAY	CHASSIS CAB
High Resolution Digital Camera.	• *E-Transit only.	—	—	•	—	—
<b>Exterior Sensors</b>						
Reverse Sensing System	—	—	—	•	—	—
Side Sensing System	—	—	—	•	—	—
<b>Windshield Wipers</b>						
Automatic Rain-Sensing Windshield Wipers	•	•	•	•	•	•

# 2022 TRANSIT OPTIONAL EQUIPMENT

BODY CODES	Body Type Order Code	CARGO VAN 101A	CREW VAN 201A	PASSENGER VAN XL 301A	PASSENGER VAN XLT 302A	CUTAWAY 501A	CHASSIS CAB 701A
<b>NOTE: Body Codes have changed, double-check before inputting orders. Also, you must input Wheelbase into CONCEPTS now</b>							
<b>LOW ROOF</b>							
<b>Transit-150 (GVWR: Cargo Van 8,670#   Crew Van 8,670#   Passenger Van 8,550#)</b>							
Regular (130")	RWD	E1Y	E1Z	K1Y* *Government orders only	K1Y* *Government orders only	—	—
Regular (130")	AWD	E2Y	E9Z	K2Y* *Government orders only	K2Y* *Government orders only	—	—
Long (148")	RWD	E1Y	E1Z	—	—	—	—
Long (148")	AWD	E2Y	E9Z	—	—	—	—
<b>Transit-250 (GVWR: Cargo Van 9,070#   Crew Van 9,070#   Cutaway 9,070#   Chassis Cab 9,070#)</b>							
Regular (130")	RWD	R1Y	R1Z	—	—	—	—
Regular (130")	AWD	R2Y	R2Z	—	—	—	—
Regular (138")	RWD	—	—	—	—	R5P	R5Z
Regular (138")	AWD	—	—	—	—	R7P	R7Z
Long (148")	RWD	R1Y	R1Z	—	—	—	—
Long (148")	AWD	R2Y	R2Z	—	—	—	—
Long (156")	RWD	—	—	—	—	R5P	R5Z
Long (156")	AWD	—	—	—	—	R7P	R7Z
<b>Transit-350 (GVWR: Cargo Van 9,500#   Crew Van 9,250#, except with Long (148") is 9,500#   Passenger Van 9,250#, except with 14 or 15-Passenger Seating and RWD is 9,400#   Passenger Van with 14 or 15-Passenger Seating and AWD is 9,550#   Cutaway 9,500#   Chassis Cab 9,500#)</b>							
Regular (130")	RWD	W1Y	W1Z	—	—	—	—
Regular (130")	AWD	W2Y	W2Z	—	—	—	—
Regular (138")	RWD	—	—	—	—	W5P	W5Z
Regular (138")	AWD	—	—	—	—	W7P	W7Z
Long (148")	RWD	W1Y	W1Z	X2Y	X2Y	—	—
Long (148")	AWD	W2Y	W2Z	X9Y	X9Y	—	—
Long (156")	RWD	—	—	—	—	W5P	W5Z
Long (156")	AWD	—	—	—	—	W7P	W7Z
★Extended (178")	RWD	—	—	—	—	W5P	W5Z
★Extended (178")	AWD	—	—	—	—	W7P	W7Z
<b>Transit-350 HD DRW (GVWR: Cutaway 9,950#   Chassis Cab 9,950#)</b>							
Regular (138")	RWD	—	—	—	—	F6P	F6Z
Regular (138")	AWD	—	—	—	—	F8P	F8Z
Long (156")	RWD	—	—	—	—	F6P	F6Z
Long (156")	AWD	—	—	—	—	F8P	F8Z
Extended (178")	RWD	—	—	—	—	F6P	F6Z
Extended (178")	AWD	—	—	—	—	F8P	F8Z
<b>Transit-350 HD DRW (GVWR: Cutaway 10,360#   Chassis Cab 10,360#)</b>							
Regular (138")	RWD	—	—	—	—	S6P	S6Z
Regular (138")	AWD	—	—	—	—	S8P	S8Z
Long (156")	RWD	—	—	—	—	S6P	S6Z
Long (156")	AWD	—	—	—	—	S8P	S8Z
Extended (178")	RWD	—	—	—	—	S6P	S6Z
Extended (178")	AWD	—	—	—	—	S8P	S8Z
<b>Transit-350 HD DRW (GVWR: Cutaway 11,000#   Chassis Cab 11,000#)</b>							
Regular (138")	RWD	—	—	—	—	U6P	U6Z
Regular (138")	AWD	—	—	—	—	U8P	U8Z
Long (156")	RWD	—	—	—	—	U6P	U6Z
Long (156")	AWD	—	—	—	—	U8P	U8Z
Extended (178")	RWD	—	—	—	—	U6P	U6Z
Extended (178")	AWD	—	—	—	—	U8P	U8Z
<b>MEDIUM ROOF</b>							
<b>Transit-150 (GVWR: Cargo Van 8,670#   Crew Van 8,670#   Passenger Van 8,550#)</b>							
Regular (130")	RWD	E1C	E1D	K1C* *Government orders only	K1C* *Government orders only	—	—
Regular (130")	AWD	E2C	E2D	K2C* *Government orders only	K2C* *Government orders only	—	—
Long (148")	RWD	E1C	E1D	—	—	—	—
Long (148")	AWD	E2C	E2D	—	—	—	—
<b>Transit-250 (GVWR: Cargo Van 9,070#   Crew Van 9,070#)</b>							
Regular (130")	RWD	R1C	R1D	—	—	—	—
Regular (130")	AWD	R2C	R2D	—	—	—	—
Long (148")	RWD	R1C	R1D	—	—	—	—
Long (148")	AWD	R2C	R2D	—	—	—	—
<b>Transit-350 (GVWR: Cargo Van 9,500#   Crew Van 9,250#, except with Long (148") is 9,500#   Passenger Van 9,250#, except with 14 or 15-Passenger Seating and RWD is 9,400#   Passenger Van with 14 or 15-Passenger Seating and AWD is 9,550#)</b>							
Regular (130")	RWD	W9C	W1D	—	—	—	—
Regular (130")	AWD	W2C	W2D	—	—	—	—
Long (148")	RWD	W9C	W1D	X2C	X2C	—	—
Long (148")	AWD	W2C	W2D	X9C	X9C	—	—
<b>HIGH ROOF</b>							
<b>Transit-250 (GVWR: Cargo Van 9,070#   Crew Van 9,070#)</b>							
Long (148")	RWD	R1X	R1V	—	—	—	—
Long (148")	AWD	R2X	R2V	—	—	—	—
Extended (148")	RWD	R3X	—	—	—	—	—
Extended (148")	AWD	R3U	—	—	—	—	—

# 2022 TRANSIT OPTIONAL EQUIPMENT

BODY CODES	Body Type	CARGO VAN	CREW VAN	PASSENGER VAN XL	PASSENGER VAN XLT	CUTAWAY	CHASSIS CAB
	Order Code	101A	201A	301A	302A	501A	701A
<b>HIGH ROOF (continued)</b>							
<b>Transit-350 (GVWR: Cargo Van 9,500#   Crew Van 9,500#   Passenger Van 9,250#, except with 14 or 15-Passenger Seating and RWD is 9,400#   Passenger Van with 14 or 15-Passenger Seating and AWD is 9,550#)</b>							
Long (148")	RWD	W1X	W1V	X2X	X2X	—	—
Long (148")	AWD	W2X	W2V	X9X	X9X	—	—
Extended (148")	RWD	W3X	—	—	—	—	—
Extended (148")	AWD	W3U	—	—	—	—	—
<b>Transit-350 HD DRW (GVWR: Cargo Van 9,950#   Crew Van 9,950#)</b>							
Extended (148")	RWD	F4X	F4V	—	—	—	—
Extended (148")	AWD	F4U	F4W	—	—	—	—
<b>Transit-350 HD DRW (GVWR: Cargo Van 10,360#   Crew Van 10,360#   Passenger Van 10,360#)</b>							
Extended (148")	RWD	S4X	S4V	U4X	U4X	—	—
Extended (148")	AWD	S4U	S4W	U5X	U5X	—	—
<b>Transit-350 HD DRW (GVWR: Cargo Van 11,000#)</b>							
Extended (148")	RWD	U8X	—	—	—	—	—
Extended (148")	AWD	U8U	—	—	—	—	—
<b>POWERTRAIN</b>							
<b>Engine</b>							
3.5L PFDi V6. Not available on Cargo Van (S4U, U8X and U8U), Crew Van (S4W), Passenger Van XL/XLT (U5X), Cutaway (S6P, S8P, U6P and U8P) or Chassis Cab (S6Z, S8Z, U6Z and U8Z). <b>Note:</b> Includes port injection and E-85 Flex-Fuel Capable capability. Auto Start-Stop technology is not available on this engine and includes Auto Start-Stop Switch Delete (57A).	998	S	S	S	S	S	S
3.5L EcoBoost® V6. Standard on Cargo Van (S4U, U8X and U8U), Crew Van (S4W), Passenger Van XL/XLT (U5X), Cutaway (S6P, S8P, U6P and U8P) and Chassis Cab (S6Z, S8Z, U6Z and U8Z). Not available on Passenger Van XL/XLT (K1C, K1Y, K2C and K2Y). <b>Note:</b> Includes Auto Start-Stop technology.	99G	S/O	S/O	S/O	S/O	S/O	S/O
★Electric Motor (E-Transit). Only Available on Cargo Van (W1Y, W9C, W1X and W3X), 178" Wheelbase Cutaway (W5P) and 178" Wheelbase Chassis Cab (W5Z). Includes Auto Start-Stop Switch Delete (57A).	99K	O	—	—	—	O	O
Auto Start-Stop Switch Delete. Deletes button on dash which disables Auto Start-Stop Technology. Available with the 3.5L EcoBoost® V6 engine (99G) only. <b>Note:</b> Deletes Auto Stop-Start Technology disable button on dash, however, the feature remains permanently active.	57A	O	O	O	O	O	O
<b>Transmission</b>							
10-Speed Automatic Overdrive with SelectShift®. Auxiliary Transmission Oil Cooler is standard. Not available with E-Transit.	44U	S	S	S	S	S	S
★Single-Speed Transmission. Only available with the Electric Motor/E-Transit (99K).	44A	O	—	—	—	O	O
<b>EXTERIOR</b>							
Roof Marker Lamp Delete. Standard on SRW Cargo Van, Crew Van and Passenger Van XL/XLT. <b>Note:</b> Vehicle shipped with temporary tape over five (5) holes. Upfitter is responsible to seal holes on Cutaway only.	18A	S	S	S	S	O	—
<b>Body Side Moldings</b>							
Body Side Moldings – Body Colored. Requires Front Bumper – Body Colored (53G). <b>Note:</b> Only available in Oxford White (YZ). The body side moldings will match the exterior color of the Cutaway.	17N	—	—	—	—	O	—
<b>Bumpers</b>							
Front Bumper – Body Colored. Includes Front Fog Lamps (55D). Cargo Van, Crew Van and Passenger Van XL requires Side Sensing System (94A). <b>Note:</b> Body colored front bumpers are offered in every exterior color. The front bumper will match the exterior color.	53G	O	O	O	S	O	O
Rear Bumper – Carbon Black, with integral step. Optional on Low Roof only.	43E	O	O	O	O	—	—
<b>Doors</b>							
50/50 Hinged Rear Door, 253-degree Opening Only available on Long and Extended Length configurations.	18P	O	O	O	O	—	—
60/40 Hinged Passenger-side Door (Low Roof only)	59A	O	—	O	O	—	—

# 2022 TRANSIT OPTIONAL EQUIPMENT

BODY CODES	Body Type Order Code	CARGO VAN	CREW VAN	PASSENGER VAN XL	PASSENGER VAN XLT	CUTAWAY	CHASSIS CAB
		101A	201A	301A	302A	501A	701A
<b>EXTERIOR (continued)</b>							
Power Sliding Door. Only available on Medium/High Roof configurations. Not available with Regular Length configurations or Cargo Van U8U/U8X. <b>Note:</b> Power Sliding Door contains anti-pinch feature to help prevent injury.	65C	O	—	O	O	—	—
Right Hand Door Delete. Included with School Bus Prep Package (47C), MFSAB Prep Package (47Q) and available with Shuttle Bus Prep Package (47S). Not available with E-Transit. <b>Note:</b> Intended for upfitters who plan to modify the factory roof. Includes only front driver airbag. See Package/Option page for details.	60X	—	—	—	—	I/P/O	—
<b>Exterior Lighting – Front</b>							
High-Intensity Discharge (HID) Headlamps. Chassis Cab and Cutaway are not available with 3.5L PFDi V6 (998) engine. <b>Note:</b> HID headlamps emit a brighter, more natural light than halogen headlamps, which can help improve visibility. HID headlamps also include LED signature surround.	91A	O	O	O	O	O	O
Wiper Activated Headlamps	91B	O	O	O	S	O	O
Front Fog Lamps. Included in Side Sensing System (94A). Also included in Exterior Upgrade Package – SRW (18D) and DRW (18L). <b>Note:</b> Auxiliary lamps that are generally integrated into the front fascia and designed to help illuminate the roadway during poor visibility.	55D	O/I	O/I	O/I	S	O/I	O/I
<b>Exterior Lighting – Rear</b>							
Separate Stop Turn Tail Lamp – LED Enabled. Included in Ambulance Prep Package – Cutaway (47F), School Bus Prep Package (47C) and Multi-Function School Activity Bus Prep Package (47Q).	43Q	—	—	—	—	O/I	O
<b>Fuel Tank</b>							
Extended Range Fuel Tank – Capless Fuel Fill, 31 U.S. gallons (midship). Not available on E-Transit, Regular Length configurations and Passenger Van XL/XLT (X9X) with the combination of the 15-Passenger Seating (96P) and the 3.5L EcoBoost® V6 (99G) engine.	655	O	O	O	O	O	O
★Auxiliary Fuel Port Extension Line. Optional on Cargo Van Long and Extended Length and includes Extended Range Fuel Tank (655). <b>Note:</b> Allows for access to the Auxiliary Fuel Port without removing fuel tank	63F	O	—	—	—	—	—
<b>Mirrors – Short-Arm</b>							
Power Adjusting, Manual-Folding. Not available with Blind Spot Assist 1.0 (65A) or Right Hand Door Delete (60X).	541	S	S	S	—	O	—
Power Adjusting, Manual-Folding Heated with Turn Signals. Not available with Blind Spot Assist 1.0 (65A) or Right Hand Door Delete (60X).	545	O	O	O	—	O	O
<b>Mirrors – Long-Arm</b>							
Power Adjusting, Manual-Folding. Not available with Blind Spot Assist 1.0 (65A) or Right Hand Door Delete (60X).	543	O	O	O	—	O	—
Power Adjusting, Manual-Folding Heated with Turn Signals. Cargo Van, Crew Van and Passenger Van XL/XLT are available with Blind Spot Assist 1.0 (65A). Not available with Right Hand Door Delete (60X).	544	O/P	O/P	O/P	O/P	O	O
<b>Running Boards</b>							
Running Board. <b>Note:</b> Running board covers the B-C Pillar Passenger-side.	68H	O	S	O	O	—	—
Power Running Board. Not available on Cargo Van with Vinyl, Front and Rear (16E), Interior Upgrade Package – Cargo Van (96C), Load Area Protection Package (96D) or with E-Transit. <b>Note:</b> Running board covers the B-C Pillar Passenger-side.	68L	O	—	O	O	—	—
Extended Length Running Boards. Not available with E-Transit. <b>Note:</b> Running board covers the A-B Pillar Driver-side and A-C Pillar Passenger-side.	68J	O	O	O	O	—	—
Cutaway/Chassis Cab Running Boards. Not available with E-Transit. <b>Note:</b> Running boards cover the A-B Pillar on both Driver and Passenger-side.	68C	—	—	—	—	O	O

# 2022 TRANSIT OPTIONAL EQUIPMENT

BODY CODES	Body Type Order Code	CARGO VAN	CREW VAN	PASSENGER VAN XL	PASSENGER VAN XLT	CUTAWAY	CHASSIS CAB
		101A	201A	301A	302A	501A	701A
<b>EXTERIOR (continued)</b>							
<b>Trailer</b>							
Tow/Haul Mode with Trailer Wiring Provisions. Included in Motorhome Prep Package (47M). See Package/Options page for details.	53D	O	O	O	O	O/I	O
Trailer Brake Controller (TBC). Requires Cruise Control (60C), Adaptive Cruise Control (60D), Audio Package 58E or 58F and requires Heavy-Duty Trailer Tow Package (53B) or Tow/Haul Mode with Trailer Wiring Provisions (53D). Not available with E-Transit or 3-Passenger seating (212, 213, 216 and 217).	67D	O	O	O	O	O	O
Heavy-Duty Trailer Tow Package <b>Note:</b> Deletes Rear Tow Hook. See Package/Option page for details.	53B	O	O	O	O	—	—
<b>Wheels – SRW</b>							
16" Steel Wheel with Full Silver Wheel Cover (Standard Front Axle configurations only and standard with E-Transit). Included with Exterior Upgrade Package – SRW (Standard Front Axle configurations only) (18D).	64H	S/I/O	I/O	O	S	S/I/O	S/I/O
16" Silver Aluminum Alloy Wheel (Standard Front Axle configurations only). Available with Exterior Upgrade Package – SRW (Standard Front Axle configurations only) (18D).	647	P/O	P/O	O	O	P/O	P/O
16" Black Aluminum Alloy Wheel (Standard Front Axle configurations only). Available with Exterior Upgrade Package – SRW (Standard Front Axle configurations only) (18D).	644	P/O	P/O	O	O	P/O	P/O
16" Forged Aluminum Wheel (Heavy-Duty Front Axle configurations only). Available with Exterior Upgrade Package – SRW (Heavy-Duty Front Axle configurations only) (18D).	64G	P/O	P/O	O	O	P/O	P/O
16" Black Steel Wheel with Gloss Black Center Caps (Heavy-Duty Front Axle configurations only). Available with Exterior Upgrade Package – SRW (Heavy-Duty Front Axle configurations only) (18D).	642	P/O	P/O	O	O	P/O	P/O
<b>Wheels – DRW</b>							
16" Heavy-Duty Forged Aluminum Wheel (Standard Front Axle configurations only). Available with Exterior Upgrade Package – DRW (Standard Front Axle configurations only) (18L).	76E	P/O	P/O	O	O	P/O	P/O
16" Heavy-Duty Forged Aluminum Wheel (Heavy-Duty Front Axle configurations only). Available with Exterior Upgrade Package – DRW (Heavy-Duty Front Axle configurations only) (18L).	76G	P/O	P/O	O	O	P/O	P/O
<b>Wheels – Spare Tire</b>							
Spare Tire and Wheel. Included in the Ambulance Prep Package – Cutaway (47F). <b>Note:</b> Includes 3 ton jack, tool kit and full-size matching tire	51D	S	S	S	S	O/I	O
Spare Tire and Wheel Delete.	51A	O	O	O	O	S	S
<b>Windows (Refer to the Windows Offering Chart on page 21 for complete window details)</b>							
Fixed Rear Cargo Door Glass. Includes Rear-window Defroster.	17A	O	—	—	—	—	S
Fixed Rear Cargo Door Glass and Fixed Passenger-side Glass. Includes Rear-window Defroster.	17B	O	—	—	—	—	—
Fixed Rear Cargo Door Glass and Fixed Driver and Passenger-side Glass. Includes Rear-window Defroster.	17D	—	S	—	—	—	—
Windows-All-Around, Fixed. Includes Rear-window Defroster.	17F	O	—	S	S	—	—
Egress Window. Requires Windows-All-Around, Fixed (17F) and Privacy Glass (92E). Not available on Low Roof Passenger Vans. <b>Note:</b> Replaces 2 <sup>nd</sup> row Driver-side window.	17L	—	—	O	O	—	—
<b>Glass</b>							
Safety Glass. Included with Multi-Function School Activity Bus (MFSAB) Prep (47Q) and School Bus Prep (47C) packages. <b>Note:</b> Applies to the front and side windows. Provides additional safety that makes the glass less likely to break, or less likely to pose a threat when broken.	65B	—	—	—	—	O/I	—
High Strength Laminated Glass. Available with Windows-All-Around, Fixed (17F) only. Optional on Medium/High Roof, Long Length Cargo Van. Not available on Low Roof. <b>Note:</b> High strength laminated glass applies to 2 <sup>nd</sup> -4 <sup>th</sup> row windows	92A	O	—	—	—	—	—

# 2022 TRANSIT OPTIONAL EQUIPMENT

BODY CODES	Body Type	CARGO VAN	CREW VAN	PASSENGER VAN XL	PASSENGER VAN XLT	CUTAWAY	CHASSIS CAB
	Order Code	101A	201A	301A	302A	501A	701A
<b>EXTERIOR (continued)</b>							
Privacy Glass. Includes Rear-window Defroster. Requires Fixed Rear Cargo Door Glass (17A), Fixed Rear Cargo Door Glass and Fixed Passenger-side Glass (17B), Fixed Rear Cargo Door Glass and Fixed Driver and Passenger-side Glass (17D) or Windows-All-Around, Fixed (17F). <b>Note:</b> Provides protection of vehicle occupant(s) and occupant personal belongings. The glass also provides occupant comfort by helping to reduce vehicle cool-down time.	92E	O	O	O	O	—	—
<b>INTERIOR</b>							
Cruise Control. Includes Adjustable Speed Limiting Device (ASLD). Not available with audio package 58F. <b>Note:</b> The ASLD feature is great for city driving; it allows the driver to set an upper speed limit for the vehicle. If the vehicle begins to approach the upper speed limit then audible and visual warning are given.	60C	O	O	O	S	O	O
B-Pillar Assist Handle (Passenger-side) <b>Note:</b> Handle is standard on Low Roof Cargo Van	41B	S/O	S	S	S	—	—
D-Pillar Assist Handles <b>Note:</b> Located on the Driver and Passenger-side. Due to space requirements, the Driver-side handle is deleted if Front/Rear Aux A/C and Heater (Driver controlled) (57G) is also ordered.	66C	O	O	—	—	—	—
Illuminated Sun Visors. Included with Interior Upgrade Package – Cargo Van (96C) and Interior Upgrade Package – Cutaway/Chassis Cab (47A).	85C	O/I	S	S	S	O/I	O/I
Rearview Mirror. Included with rear glass window configurations (17A, 17B, 17D and 17F). Not available with Rear View Display in Rearview Mirror (61B).	90B	I	S	S	S	O	S
Full Rear Compartment Lighting. Includes cargo area LED lights at C-pillar, D-pillar and mid-ship (ELWB only). Rear Compartment LED Switch is only included on Cargo Van and Crew Van. C-Pillar LED lights are not included on Crew Van.	15F	O	S	S	S	—	—
Cargo Tie-Down Hooks (Cargo Van: 6 tie-down hooks; Crew Van: 4 tie-down hooks)	17P	O	O	—	—	—	—
Front Overhead Shelf. Not available on Low Roof Cargo Van, Crew Van, and Passenger Van.	66D	O	O	O	O	O	O
<b>Bulkheads</b>							
Bulkhead – Lockable Door with Window. Optional only on Medium Roof and High Roof. Includes B-Pillar Assist Handle (41B). <b>Note:</b> The bulkhead is located behind the driver and passenger seats in the Cargo Van, and separates them from the cargo area.	47T	O	—	—	—	—	—
Bulkhead – Window Only. Optional only on Low Roof and Medium Roof. Includes B-Pillar Assist Handle (41B).	47U	O	—	—	—	—	—
★Bulkhead – Crew Van. Composite material with no Window. Optional on all roof heights. Late Availability. <b>Note:</b> The bulkhead is located behind the 2 <sup>nd</sup> row of seats in Crew Van and separates passengers from the cargo area.	47V	—	O	—	—	—	—
<b>Shelving</b>							
★Foldable Aluminum Shelving, two levels per side. Requires Bulkhead – Lockable Door with Window (47T). Available with High Roof and Long and Extended Lengths only. Not available with Interior Upgrade Package (96C), Load Area Protection Package (96D), Power Sliding Door (65C), D-Pillar Assist Handles (66C), Windows-All-Around (17F) Pro Power Onboard (90E), Front/Rear Aux A/C and Heater (57G) or Power Running Board (68L).	66H	O	—	—	—	—	—
★Foldable Aluminum Shelving, one level per side. Requires Bulkhead – Lockable Door with Window (47T). Available with High Roof and Long and Extended Lengths only. Not available with Interior Upgrade Package (96C), Load Area Protection Package (96D), Power Sliding Door (65C), Windows-All-Around (17F), D-Pillar Assist Handles (66C), Pro Power Onboard (90E), Front/Rear Aux A/C and Heater (57G) or Power Running Board (68L).	66G	O	—	—	—	—	—

# 2022 TRANSIT OPTIONAL EQUIPMENT

BODY CODES	Body Type Order Code	CARGO VAN	CREW VAN	PASSENGER VAN XL	PASSENGER VAN XLT	CUTAWAY	CHASSIS CAB
		101A	201A	301A	302A	501A	701A
<b>INTERIOR (continued)</b>							
★Fixed Shelving, multi-level – passenger side only. Requires a Bulkhead option (47T or 47U). Available with Low and Medium Roof and Regular and Long Lengths only. Not available with Interior Upgrade Package (96C), Load Area Protection Package (96D), Windows-All-Around (17F), Front/Rear Aux A/C and Heater (57G) or E-Transit.	66F	O	—	—	—	—	—
★Fixed Shelving, multi-level – driver side only. Requires a Bulkhead option (47T or 47U). Available with Low and Medium Roof and Regular and Long Length Cargo Vans only. Not available with Interior Upgrade Package (96C), Load Area Protection Package (96D), Windows-All-Around (17F), Front/Rear Aux A/C and Heater (57G) or E-Transit.	66E	O	—	—	—	—	—
<b>Center Console</b>							
Large Center Console. Included with Upfitter Package (67C) and Trailer Brake Controller (67D). Not available with E-Transit. <b>Note:</b> Includes an integrated shifter, a dual cup holder and an additional storage area	67E	O/I	O/I	O/I	S	O/I	O/I
Center Console with Right-Side Shifter. Allows for ease of leg turn. Optional on Cargo Van Medium/High Roof SRW and Cutaway SRW configurations and on the following RWD and DRW configurations only – Cargo (F4X) and Cutaway (F6P). Only available with the 3.5L PFDi V6 (998) engine. Not available with Upfitter Package (67C), Trailer Brake Controller (67D), Radio Prep Pack (58T) or Rear View Display in Rearview Mirror (61B).	67F	O	—	—	—	O	—
<b>Floor Covering</b>							
Vinyl, Front only. Included with the Builders Prep Package (47E) for Passenger Van XL. <b>Note:</b> Wheel Well Liners and Scuff Plates Kit are not included.	16C	S	—	I	—	S	S
Vinyl, Front and Rear. Included in Interior Upgrade Package – Cargo Van (96C) and Load Area Protection Package (96D). Not available with Front/Rear Aux A/C and Heater (Driver controlled) (57G) on Cargo Van, Heavy-Duty Cargo Flooring (60B) or Heavy-Duty Scuff Plate Kit (85B). <b>Note:</b> Wheel Well Liners are included as part of the rear vinyl floor covering. On the Crew Van, the vinyl flooring is only in the 1 <sup>st</sup> and 2 <sup>nd</sup> rows.	16E	O/I	S	S	O	—	—
Carpet, Front only. Included with Builders Prep Package (47E). Not available with E-Transit. <b>Note:</b> Deletes all rear floor covering.	16G	O	—	—	I	O	O
Carpet, Front and Rear	16H	—	—	O	S	—	—
Carpet Floor Mats, Front. Only available with carpet floor covering (16G/16H).	86B	O	—	O	O	O	O
Heavy-Duty Cargo Flooring. Includes Heavy-Duty Scuff Plate Kit (85B). Not available with Vinyl, Front and Rear (16E) – Cargo Van only or Front/Rear Aux A/C and Heater (Driver controlled) (57G). DRW configurations (F4X, F4U, F4V, F4W, S4X, S4U, S4V, S4W, U8U and U8X) are late availability. <b>Note:</b> Crew Vans will receive heavy-duty scuffs for rear cargo doors only.	60B	O	O	—	—	—	—
<b>Seating – Front (Refer to the Front Seat Matrix on page 23 for complete seat details)</b>							
Dark Palazzo Gray Cloth, 2-way manual Driver and 2-way manual Passenger seats. Cargo Van and Chassis Cab are only available with 10,360/11,000lb GVWR configurations. <b>Note:</b> Roof modification by the upfitter is required to meet the criteria for application exception/exclusion to FMVSS 214 Side impact Protection Section S9 Vehicle-To-Pole Requirements on vehicles 10,000lb GVWR or less. Refer to the regulatory text of FMVSS 214 for the definition of "modified roof".	21C	O	—	—	—	O	O



# 2022 TRANSIT OPTIONAL EQUIPMENT

BODY CODES	Body Type Order Code	CARGO VAN	CREW VAN	PASSENGER VAN XL	PASSENGER VAN XLT	CUTAWAY	CHASSIS CAB
		101A	201A	301A	302A	501A	701A
<b>INTERIOR (continued)</b>							
Ebony Cloth, 2-way manual Driver and 2-way manual Passenger seats. Cargo Van and Chassis Cab are only available with 10,360 / 11,000 GVWR configurations. <b>Note:</b> Roof modification by the upfitter is required to meet the criteria for application exception/exclusion to FMVSS 214 Side impact Protection Section S9 Vehicle-To-Pole Requirements on vehicles 10,000lb GVWR or less. Refer to the regulatory text of FMVSS 214 for the definition of "modified roof".	21D	O	—	—	—	O	O
Dark Palazzo Gray Vinyl, 2-way manual Driver and 2-way manual Passenger seats with Driver seat armrest only.	21G	S	S	O	—	S	S
Passenger Seat Delete Dark Palazzo Gray Vinyl, 2-way manual Driver seat. Cargo Van is only available with 10,360lb/11,000lb GVWR configurations. Not available with E-Transit. <b>Note:</b> Roof modification by the upfitter is required to meet the criteria for application exception/exclusion to FMVSS 214 Side impact Protection Section S9 Vehicle-To-Pole Requirements on vehicles 10,000lb GVWR or less. Refer to the regulatory text of FMVSS 214 for the definition of "modified roof".	21J	O	—	—	—	O	—
Passenger Seat Delete Dark Palazzo Gray Cloth, 2-way manual Driver seat. Not available with E-Transit.	21K	O	—	—	—	O	—
<b>Seating – Front (Refer to the Front Seat Matrix on page 23 for complete seat details)</b>							
Dark Palazzo Gray Cloth, 2-way manual Driver and 2-way manual Passenger seats. Not available with E-Transit.	21L	O	O	—	S	O	O
Ebony Cloth, 2-way manual Driver and 2-way manual Passenger seats.	21M	O	O	S	O	O	O
Dark Palazzo Gray Vinyl, 2-way manual Driver and 2-way manual Passenger seats with Driver and Passenger seat armrests.	21P	O	O	O	—	O	O
Dark Palazzo Gray Cloth, 10-way power heated Driver and 10-way power heated Passenger seats. Not available with E-Transit.	21Q	O	O	—	O	O	O
Ebony Cloth, 10-way power heated Driver and 10-way power heated Passenger seats. Not available with E-Transit.	21R	O	O	O	O	O	O
Ebony Leather, 10-way power heated Driver and 10-way power heated Passenger seats. Not available with E-Transit.	21S	O	—	—	O	O	—
Dark Palazzo Gray Cloth, 4-way manual swivel Driver and 4-way manual swivel Passenger seats. Includes Dual AGM Batteries (63E). Not available on E-Transit, Low Roof Cargo Van or with 9,950lb / 10,360lb GVWR configurations.	21T	O	—	—	—	O	—
★ Dark Palazzo Gray Vinyl, 2-way manual Driver and 2-way manual dual Passenger seats. Unlike the Driver Seat, dual Passenger Seat insert and bolster material will be identical in Ebony vinyl material. Cargo Van is only available with 10,360/11,000lb GVWR and Chassis Cab is only available with 10,360/11,000lb GVWR. Not Available with E-Transit. <b>Note:</b> Roof modification by the upfitter is required to meet the criteria for application exception/exclusion to FMVSS 214 Side impact Protection Section S9 Vehicle-To-Pole Requirements on vehicles 10,000lb GVWR or less. Refer to the regulatory text of FMVSS 214 for the definition of "modified roof".	212	O	—	—	—	O	O
★ Dark Palazzo Gray Vinyl, 2-way manual Driver and 2-way manual dual Passenger seats. Unlike the Driver Seat, dual Passenger Seat insert and bolster material will be identical in Ebony vinyl material. Not Available with E-Transit.	213	O	—	—	—	O	O

# 2022 TRANSIT OPTIONAL EQUIPMENT

BODY CODES	Body Type Order Code	CARGO VAN	CREW VAN	PASSENGER VAN XL	PASSENGER VAN XLT	CUTAWAY	CHASSIS CAB
		101A	201A	301A	302A	501A	701A
<b>INTERIOR (continued)</b>							
★Ebony Cloth, 2-way manual Driver and 2-way manual dual Passenger seats. Unlike the Driver Seat, dual Passenger Seat insert and bolster material will be identical in Ebony cloth material. Cargo Van is only available with 10,360/11,000lb GVWR and Chassis Cab is only available with 10,360/11,000lb GVWR. Not available with E-Transit. <b>Note:</b> Roof modification by the upfitter is required to meet the criteria for application exception/exclusion to FMVSS 214 Side impact Protection Section S9 Vehicle-To-Pole Requirements on vehicles 10,000lb GVWR or less. Refer to the regulatory text of FMVSS 214 for the definition of "modified roof".	216	O	—	—	—	O	O
★Ebony Cloth, 2-way manual Driver and 2-way manual dual Passenger seats. Unlike the Driver Seat, dual Passenger Seat insert and bolster material will be identical in Ebony cloth material. Not available with E-Transit.	217	O	—	—	—	O	O
Dark Palazzo Gray Cloth, 4-way manual swivel Driver and 4-way manual swivel Passenger seats. Includes Dual AGM Batteries (63E). Not available with E-Transit or 9,950lb / 10,360lb GVWR Cutaway configurations. Cargo Van is only available with 11,000lb GVWR configurations. <b>Note:</b> Roof modification by the upfitter is required to meet the criteria for application exception/exclusion to FMVSS 214 Side impact Protection Section S9 Vehicle-To-Pole Requirements on vehicles 10,000lb GVWR or less. Refer to the regulatory text of FMVSS 214 for the definition of "modified roof".	218	O	—	—	—	O	—
Dark Palazzo Gray Cloth, 2-way manual Driver and 2-way manual Passenger seats without armrests.	219	O	—	—	—	O	—
★Passenger Seat Delete Dark Palazzo Gray Cloth, 2-way manual Driver seat without an armrest. Cargo Van is only available with 10,360lb/11,000lb GVWR configurations. Not available with E-Transit. <b>Note:</b> Roof modification by the upfitter is required to meet the criteria for application exception/exclusion to FMVSS 214 Side impact Protection Section S9 Vehicle-To-Pole Requirements on vehicles 10,000lb GVWR or less. Refer to the regulatory text of FMVSS 214 for the definition of "modified roof".	211	O	—	—	—	O	—
<b>Seating – Rear (Refer to the Rear Seat Matrix on page 24 for complete seat details)</b>							
1-Passenger, 2-Passenger and 3-Passenger Seating. 2-Passenger Seating is standard on Cargo Van, Cutaway and Chassis Cab, except when Passenger Seat Delete (21J and 21K) is ordered, then it's 1-Passenger Seating. 2-Passenger Seating is standard on Passenger Van with Builders Prep Package (47E). 2-Passenger Seating (with additional rear seat attachment points) is optional on Passenger Van without Builders Prep Package (47E). 3-Passenger seating is standard on Cargo Van, Cutaway and Chassis Cab when 3-Passenger seating (212, 213, 216 and 217) are ordered. Optional with Long and Extended Length Passenger Van. <b>Note:</b> 13 rear seats are removed, but seat attachment points are still present. This note only applies to 2-Passenger Seating on Passenger Van without Builders Prep Package (47E).	96K	S	—	S/O	S/O	S	S
2-Passenger Seating. Optional with Long Length Passenger Van without Builders Prep Package (47E) only. <b>Note:</b> 10 rear seats are removed, but seat attachment points are still present.	96X	—	—	O	O	—	—
8-Passenger Seating. 1 <sup>st</sup> row: 2 seats, 2 <sup>nd</sup> row: 3 seats, 3 <sup>rd</sup> row: 3 seats. Optional with Long Length Passenger Van. Not available with Low Roof Passenger Van. <b>Note:</b> 4 rear seats are removed, but seat attachment points are still present.	96V	—	—	O	O	—	—

# 2022 TRANSIT OPTIONAL EQUIPMENT

BODY CODES	Body Type Order Code	CARGO VAN	CREW VAN	PASSENGER VAN XL	PASSENGER VAN XLT	CUTAWAY	CHASSIS CAB
		101A	201A	301A	302A	501A	701A
<b>INTERIOR (continued)</b>							
10-Passenger Seating. 1 <sup>st</sup> row: 2 seats, 2 <sup>nd</sup> row: 2 seats, 3 <sup>rd</sup> row: 3 seats, 4 <sup>th</sup> row: 3 seats. Optional with Extended Length Passenger Van. <b>Note:</b> 4 rear seats are removed, but seat attachment points are still present.	96W	—	—	O	O	—	—
14-Passenger Seating. 1 <sup>st</sup> row: 2 seats, 2 <sup>nd</sup> row: 2 seats, 3 <sup>rd</sup> row: 3 seats, 4 <sup>th</sup> row: 3 seats, 5 <sup>th</sup> row: 4 seats. Optional with Long Length Passenger Van.	96S	—	—	O	O	—	—
14-Passenger Seating. 1 <sup>st</sup> row: 2 seats, 2 <sup>nd</sup> row: 2 seats, 3 <sup>rd</sup> row: 3 seats, 4 <sup>th</sup> row: 3 seats, 5 <sup>th</sup> row: 4 seats. Optional with Extended Length Passenger Van.	96T	—	—	O	O	—	—
15-Passenger Seating. 1 <sup>st</sup> row: 2 seats, 2 <sup>nd</sup> row: 3 seats, 3 <sup>rd</sup> row: 3 seats, 4 <sup>th</sup> row: 3 seats, 5 <sup>th</sup> row: 4 seats. Optional with Long Length Passenger Van.	96P	—	—	O	O	—	—
<b>FUNCTIONAL</b>							
Auxiliary Fuse Panel with High Spec Interface Connector. Includes Dual AGM Batteries (63E) and Modified Vehicle Wiring System (53K).	87E	O	O	O	O	O	O
Dual Alternator (250 amps each). Includes Auxiliary Fuse Panel with High Spec Interface Connector (87E). Included with Ambulance Prep Packages (47B and 47F). Includes Power Outlet – 110V/400W (90D) on Cargo Van, Cutaway and Chassis Cabs without Push Down Manual Parking Brake (90G) or 11,000lb GVWR. Not available with the 3.5L PFDi V6 (998) engine, Passenger Seat Delete (21J / 21K), 3-Passenger seating (212, 213, 216 and 217) or E-Transit.	63C	O/I	O	O	O	O/I	O
Horn – Dual-note. Included on School Bus Prep Package (47C), MFSAB Prep Package (47Q), Ambulance Prep Package – Cargo Van (47B) and Ambulance Prep Package – Cutaway (47F).	85D	O	O	O	O	O	O
Keyless Entry Keypad	52C	O	O	O	O	—	O
Modified Vehicle Wiring System. Included with Builders Package (47E), Ambulance Prep Package – Cargo Van (47B), RV Prep Package (47D) and Auxiliary Fuse Panel with High Spec Interface Connector (87E). Requires Dual AGM Batteries (63E) on Cargo Van, Crew Van and Passenger Van.	53K	O/I	O/I	O/I	O/I	S	S
★Intelligent Access with push-button start	41J	O	O	O	O	—	O
Push Down Manual Parking Brake. Standard with 11,000lb GVWR configurations and optional on Cargo Van and Cutaway DRW, except 11,000lb GVWR. Not available with Power Outlet – 110V/400W (90D). <b>Note:</b> The push down manual parking brake feature allows the driver to push the hand lever to the fully down position, while the parking brake remains engaged. This is particularly useful in situations where additional clearance to pass over the parking brake lever is necessary, such as a swivel seat.	90G	S/O	—	—	—	S/O	S
<b>Air Conditioning</b>							
Front/Rear Aux A/C and Heater (Driver controlled). Not available with E-Transit, Passenger Seat Delete (21J, 21K) and 3-Passenger seating (212, 213, 216 and 217), Cargo Van with Vinyl, Front and Rear (16E), Interior Upgrade Package – Cargo Van (96C) or Load Area Protection Package (96D). <b>Note:</b> Heat is distributed from rear of front-passenger seat. A/C is distributed from the rear of van.	57G	O	O	S	S	—	—
<b>Audio – Audio Packs (Refer to the chart on page 32 for details on the complimentary E-Transit Ford Commercial Solutions Energy Management and Vehicle Insight Tools and for more information on features included with Gas Engine Configurations)</b>							
AM/FM stereo with 4" multi-function display, Bluetooth, and Dual USB ports. Standard on Gas Engine Cargo Van, Crew Van, Passenger Van XL when Rear View Camera with Trailer Hitch Assist is selected. Standard on Gas Engine Cutaway and Chassis Cab. – 4 speakers (4 front) – Cargo Van, Crew Van, Cutaway and Chassis Cab – 8 speakers (4 front/4 rear) – Passenger Van XL <b>Note:</b> Not available with E-Transit.	58U	S	S	S	—	S	S

# 2022 TRANSIT OPTIONAL EQUIPMENT

BODY CODES	Body Type Order Code	CARGO VAN 101A	CREW VAN 201A	PASSENGER VAN XL 301A	PASSENGER VAN XLT 302A	CUTAWAY 501A	CHASSIS CAB 701A
<b>FUNCTIONAL (continued)</b>							
SYNC 3 with 4" multi-function display, AM/FM stereo, Bluetooth, and Dual USB ports. Optional on Gas Engine Cargo Van, Crew Van, Passenger Van XL when Rear View Camera with Trailer Hitch Assist is selected. Optional on Gas Engine Cutaway and Chassis Cab. – 4 speakers (4 front) – Cargo Van, Crew Van, Cutaway and Chassis Cab – 8 speakers (4 front/4 rear) – Passenger Van XL <b>Note:</b> Not available with E-Transit.	58V	O	O	O	—	O	O
★SYNC 4 with AM/FM stereo and 12" display, Bluetooth, Dual USB ports, Embedded Voice Recognition and Connected Navigation. Includes Electronic Air Temperature Control. Standard on E-Transit and Gas Engine Passenger Van XLT and on Gas Engine Cargo Van, Crew Van and Passenger Van XL when High Resolution Digital Camera (61E) or 360-Degree Camera with Split View and Front Washer (61D) is selected. And is optional on Gas Engine Cutaway and Chassis Cab. – 4 speakers (4 front) – Cargo Van, Crew Van, Cutaway and Chassis Cab – 8 speakers (4 front/4 rear) – Passenger Van XL and Passenger Van XLT	58B	S/O	S/O	S/O	S	S/O	S/O
★SYNC 4 with SiriusXM® with 360L, HD Radio™ and 12" multi-function display, AM/FM stereo, Bluetooth, Dual USB ports, Embedded Voice Recognition and Connected Navigation. Includes Electronic Air Temperature Control. Optional on E-Transit, Gas Engine Cargo Van, Crew Van and Passenger Van when High Resolution Digital Camera (61E) or 360-Degree Camera with Split View and Front Washer (61D) is selected. And is optional on Gas Engine Cutaway and Chassis Cab. – 4 speakers (4 front) – Cargo Van, Crew Van, Cutaway and Chassis Cab – 8 speakers (4 front/4 rear) – Passenger Van XL and Passenger Van XLT	58C	O	O	O	O	O	O
★SYNC 4 with SiriusXM® with 360L, HD Radio™, Navigation and 12" multi-function display, AM/FM stereo, Bluetooth, Dual USB ports, Embedded Voice Recognition and Connected Built-In Navigation with Traffic Sign Recognition (TSR) and Intelligent Speed Assist (ISA). Includes Electronic Air Temperature Control and Cruise Control (60C). Optional on E-Transit, Gas Engine Cargo Van, Crew Van and Passenger Van when High Resolution Digital Camera (61E) or 360-Degree Camera with Split View and Front Washer (61D) is selected. And is optional on Gas Engine Cutaway and Chassis Cab. – 4 speakers (4 front) – Cargo Van, Crew Van, Cutaway and Chassis Cab – 8 speakers (4 front/4 rear) – Passenger Van XL and Passenger Van XLT	58E	O	O	O	O	O	O
★SYNC 4 with SiriusXM® with 360L, HD Radio™, Navigation, Intelligent Adaptive Cruise Control (iACC) and 12" multi-function display, AM/FM stereo, Bluetooth, Dual USB ports, Embedded Voice Recognition and Connected Built-In Navigation with Traffic Sign Recognition (TSR), Intelligent Speed Assist (ISA), Intersection Assist and Intelligent Adaptive Cruise Control (iACC). Includes Electronic Air Temperature Control. Optional on E-Transit, Gas Engine Cargo Van, Crew Van and Passenger Van when High Resolution Digital Camera (61E) or 360-Degree Camera with Split View and Front Washer (61D) is selected. And is optional on Gas Engine Cutaway and Chassis Cab. – 4 speakers (4 front) – Cargo Van, Crew Van, Cutaway and Chassis Cab – 8 speakers (4 front/4 rear) – Passenger Van XL and Passenger Van XLT	58F	O	O	O	O	O	O

# 2022 TRANSIT OPTIONAL EQUIPMENT

BODY CODES	Body Type Order Code	CARGO VAN	CREW VAN	PASSENGER VAN XL	PASSENGER VAN XLT	CUTAWAY	CHASSIS CAB
		101A	201A	301A	302A	501A	701A
<b>FUNCTIONAL (continued)</b>							
<b>Audio – Speakers</b>							
6 speakers (4 front/2 rear). Optional with Audio Packs 58U, 58V, 58B, 58C, 58E and 58F on Cargo Van, Crew Van and Cutaway. Not available with RV Prep Package (47D). <b>Note:</b> Rear speakers shipped in dunnage box for Cutaway only.	91L	O	O	—	—	O	—
<b>Axle</b>							
Heavy-Duty Front Axle. Not available with E-Transit. <b>Note:</b> Up to 4,630 lb FGAWR. Refer to the Axle Availability charts beginning on page 28 for complete option details.	41E	S/O/I	S/O	S/—	S/—	S/O/I	S/O/I
<b>Batteries</b>							
Single AGM Battery (70 amp-hr). Standard with the 3.5L EcoBoost® V6 (99G) engine. Optional on 3.5L PFDi V6 (998) engine and with E-Transit.	63X	S/O	S/O	S/O	S/O	S/O	S/O
Dual AGM Batteries. (70 amp-hr each). Included with Power Outlet – 110V/400W (90D), Auxiliary Fuse Panel with High Spec Interface Connector (87E), and the combination of X9C, X9X or X9Y and 15-Passenger Seating.	63E	O/I	O/I	O/I	O/I	O/I	O/I
<b>Frontal Area Limitation</b>							
Enhanced Frontal Area Limitation 1 <b>Note:</b> Provides a Vehicle Emission Control Information label with a frontal area restriction up to 82 ft². Frontal area limitation requires second unit body to meet profile restrictions. For additional information please reference the Incomplete Vehicle Manual and SVE Bulletins.	15D	—	—	—	—	O	O
Enhanced Frontal Area Limitation 2. Available on 10,360 or 11,000lb GVWR configurations only and with E-Transit. When ordered with E-Transit 65-mph Governed Top Speed Limiting Device (52M) is standard. <b>Note:</b> Provides a Vehicle Emission Control Information label with a frontal area restriction up to 82 ft². Frontal area limitation requires second unit body to meet profile restrictions. For additional information please reference the Incomplete Vehicle Manual and SVE Bulletins.	15E	—	—	—	—	O	O
<b>Heating</b>							
Engine Block Heater (400W Rating). Not available with E-Transit. <b>Note:</b> Recommended when minimum temperature is 10°F or below.	41H	O	O	O	O	O	O
<b>Instrumentation</b>							
Vehicle Maintenance Monitor. Includes Engine Hour Meter on 3.5L PFDi V6 (998) and 3.5L EcoBoost® V6 (99G) engines only. <b>Note:</b> Depending on the engine, this feature will display engine hour meter, oil life, oil level and tire pressure status.	61C	O	O	O	O	O	O
<b>Interior Power</b>							
Power Outlet – 110V/400W. Includes Dual AGM Batteries (63E). Included with Dual Alternator (63C) on vehicles without Push Down Manual Parking Brake (90G), 11,000lb GVWR or 3-Passenger seating (212, 213, 216 and 217). Not available with E-Transit, Passenger Seat Delete (21J and 21K), Front/Rear Aux A/C, Heater (Driver controlled) (57G), 11,000lb GVWR configurations or Push Down Manual Parking Brake (90G). <b>Note:</b> High-power outlets deliver up to 400 watts of power, allowing drivers to easily charge smaller corded tools, battery chargers or mobile devices on-site.	90D	O	—	—	—	O	O
Powerpoint – 12V. One located in the rear of vehicle	87A	O	O	—	—	—	—
★Pro Power Onboard – 120V/2.4kW. Only available with E-Transit. Includes 12V Powerpoint (87A) on Cargo Van configurations. <b>Note:</b> Pro Power Onboard allows the vehicle to be used as a power source for tools to be plugged in to.	90E	O	—	—	—	O	O
<b>Upfitter Accessories</b>							
Upfitter Package. Includes High Capacity Upfitter Switches, Large Center Console (67E) and Auxiliary Fuse Panel with High Spec Interface Connector (87E). Not available with E-Transit or 3-Passenger seating (212, 213, 216 and 217).	67C	O	O	O	O	O	O

# 2022 TRANSIT OPTIONAL EQUIPMENT

BODY CODES	Body Type Order Code	CARGO VAN	CREW VAN	PASSENGER VAN XL	PASSENGER VAN XLT	CUTAWAY	CHASSIS CAB
		101A	201A	301A	302A	501A	701A
<b>FUNCTIONAL (continued)</b>							
Upfitter Interface Module (UIM). Not available with 360-Degree Camera with Split View and Front Washer (61D), High Resolution Digital Camera (61E) or with audio packages 58B, 58C, 58E, 58F. <b>Note:</b> This technology makes it easy for upfitters to operate aftermarket equipment, such as lift buckets or cranes. Upfitters can connect/program the optional upfitter switches to operate aftermarket-installed equipment with up to 9 digitally configurable inputs. Please see <a href="https://fleet.ford.com/partsandservice/upfitter-interface">fleet.ford.com/partsandservice/upfitter-interface</a> for additional information.	55A	O	O	O	—	O	O
<b>SAFETY/SECURITY</b>							
Perimeter Alarm.	59D	O	O	O	O	—	—
<b>Keys</b>							
Keys: 2 additional (4 total) with key fobs. Not available with Right Hand Door Delete (60X).	86F	O	O	O	O	O	O
MyKey®. Crew Van, Passenger Van XL, Passenger Van XLT, Cutaway and Chassis Cab require Cruise Control (60C). Cargo Van requires Cruise Control (60C) or Adaptive Cruise Control (60D) with Interior Upgrade Package (96C). Not available with audio package 58F.	62B	O	O	O	O	O	O
<b>Camera – Rear View</b>							
Rear Video Camera and Prep Kit. Will display in rearview mirror when ordered with Radio Prep Package (58T), otherwise will display in multi-function display. <b>Note:</b> For incomplete vehicles, upfitter must add a rear view camera to vehicles that are 10,000lb GVWR or less to complete the vehicle and meet FMVSS 111 requirements. Rear Video Camera and Prep Kit (61A) is available as a dunnage kit that requires upfitter installation.	61A	—	—	—	—	O	O
Rear View Display in Rearview Mirror. Includes Radio Prep Package (58T). Not available with E-Transit, Low Roof configurations, Cruise Control (60C), Adaptive Cruise Control (60D), Interior Upgrade Package – Cargo Van (96C), Center Console with Right Side Shifter (67F), Blind Spot Assist 1.0 (65A) or Reverse Brake Assist (43S). <b>Note:</b> When vehicle is in Reverse, this feature displays an image of what's directly behind the vehicle. This image will appear in the rear view mirror.	61B	O	O	—	—	—	—
<b>FORD CO-PILOT360™ TECHNOLOGY</b>							
Adaptive Cruise Control. Includes Adjustable Speed Limiting Device (ASLD) and Intersection Assist. Not available with audio packages 58E and 58F. <b>Note:</b> Adaptive cruise control keeps a constant speed without having to work the brake or accelerator pedals. Plus it automatically maintains a driver-inputted preset distance (or gap) from vehicles ahead.	60D	O	O	O	O	O	O
Enhanced Active Park Assist. Requires Blind Spot Assist 1.0 (65A). Includes Front Sensing System, Side Sensing System (94A) and Reverse Sensing System (43R). Not available with Extended Length configurations or Rear Bumper Delete (43F). <b>Note:</b> Enhanced active park assist helps make parking less stressful. It helps steer the vehicle, in Reverse, into a perpendicular parking space or steer the vehicle into or out of a parallel parking space.	94B	O	O	O	O	—	—

# 2022 TRANSIT OPTIONAL EQUIPMENT

BODY CODES	Body Type Order Code	CARGO VAN	CREW VAN	PASSENGER VAN XL	PASSENGER VAN XLT	CUTAWAY	CHASSIS CAB
		101A	201A	301A	302A	501A	701A
<b>FORD CO-PILOT360™ TECHNOLOGY (continued)</b>							
<b>★Blind Spot Assist 1.0.</b> Includes Blind Spot Information System (BLIS®) with Cross-traffic Alert and Trailer Coverage. Includes Short-Arm, Power Adjusting, Power-Folding Heated with Turn Signals and Reverse Sensing System (43R). Available with optional Power Adjusting, Manual-Folding Heated with Turn Signals (544). Blind Spot Assist 1.0 combines Blind Spot Information System (BLIS®) with Lane Keeping Aid to provide a visual warning and resistive steering torque to prevent a collision should an object be recognized in the vehicles blind spot while changing lanes. <b>Note:</b> Blind Spot Assist deletes the standard Short-Arm, Power Adjusting, Manual-Folding Mirrors (541) on Cargo Van, Crew Van and Passenger Van XL. Not available with Radio Prep Package (58T) or Audio Packs 58U and 58V. Reverse Sensing System (43R) is not included when Rear Bumper Delete (43F) on Cargo Van is selected.	65A	O	O	O	S	—	—
<b>★Reverse Brake Assist.</b> Requires Blind Spot Assist 1.0 (65A). Includes Reverse Sensing System (43R) and 360-Degree Camera with Split View and Front Washer (61D). Not available with Rear Bumper Delete (43F) and Audio Packs 58U, 58V and 58T. <b>Note:</b> If the system determines a collision is imminent while in reverse, automatic braking is applied to avoid a crash or mitigate an impact. System operation will be effected by aftermarket rear step or other rear-mounted equipment.	43S	O	O	O	O	—	—
<b>Camera – Front &amp; Rear View</b>							
<b>★360-Degree Camera with Split View and Front Washer.</b> Includes Front Fog Lamps (55D), Reverse Sensing System (43R) and Honeycomb Mesh Grille with Chrome Surround. Only available with Audio Packs 58B, 58C, 58E and 58F. Not available with Upfitter Interface Module (55A) or Rear Bumper Delete (43F). <b>Note:</b> Front, side and rear facing cameras allow the driver to toggle through different camera views via a button located on the instrument panel.	61D	O	O	O	O	—	—
<b>★High Resolution Digital Camera.</b> Standard on E-Transit Cargo Van and Gas Engine Passenger Van XLT and optional on Gas Engine Cargo Van, Crew Van and Passenger Van XL with Audio Packs 58B, 58C, 58E and 58F.	61E	S/O	O	O	S	—	—
<b>Exterior Sensors</b>							
<b>Reverse Sensing System.</b> Included with Blind Spot Assist 1.0 (65A), Side Sensing System (94A), Enhanced Active Park Assist (94B) and Reverse Brake Assist (43S). Not available with Rear Bumper Delete (43F).	43R	O/I	O/I	O/I	S	—	—
<b>Side Sensing System.</b> Requires Blind Spot Assist 1.0 (65A). Includes Reverse Sensing System (43R). Not available with Rear Bumper Delete (43F). <b>Note:</b> Works similar to the Reverse Sensing System, as it sounds a tone when the vehicle gets close to surrounding vehicles and other objects.	94A	O	O	O	S	—	—

# 2022 TRANSIT OPTIONAL EQUIPMENT

BODY CODES	Body Type Order Code	CARGO VAN	CREW VAN	PASSENGER VAN XL	PASSENGER VAN XLT	CUTAWAY	CHASSIS CAB
		101A	201A	301A	302A	501A	701A
<b>PACKAGES/KITS</b>							
<b>Audio Prep Packages</b>							
Radio Prep Package. Includes antenna, cover plate in place of radio, wiring that is normally provided with single-CD audio packages and speakers. A radio chassis is not provided. Not available with E-Transit, Low Roof Cargo Van, Low Roof Crew Van, Cruise Control (60C), Blind Spot Assist 1.0 (65A), Adaptive Cruise Control (60D), MyKey® (62B), Interior Upgrade Package – Cargo Van (96C), Interior Upgrade Package – Cutaway/Chassis Cab (47A), Motorhome Prep Package (47M), Center Console with Right Side Shifter (67F), RV Prep Package (47D) or Reverse Brake Assist (43S). <b>Note:</b> Radio Prep Package is included on Cargo Van and Crew Van when the Rear View Display in Rearview Mirror (61B) is selected. Optional on Cutaway and Chassis Cab. Not available with Side Sensing System (94A), Reverse Sensing System (43R) and Enhanced Active Park Assist (94B). – 4 speakers (4 front) – Cargo Van, Crew Van, Cutaway and Chassis Cab	58T	I	I	—	—	O	O
<b>Exterior Prep Packages</b>							
Exterior Upgrade Package – SRW. Included in Motorhome Prep Package (47M) and Shuttle Bus Prep Package (47S). Not available on E-Transit.	18D	O	O	—	S	O/I	O
Exterior Upgrade Package – DRW. Included in Motorhome Prep Package (47M) and Shuttle Bus Prep Package (47S).	18L	O	O	—	S	O/I	O
<b>Heating Prep Packages</b>							
Auxiliary Heater Prep Package without Rear Controls. Available with Builders Prep Package (47E) on Passenger Van XL/XLT. Not available with Front/Rear Aux A/C and Heater (Driver controlled) (57G) or with E-Transit.	62A	O	O	P	P	O	O
Auxiliary Heater / AC Prep Package without Rear Controls. Available with Builders Prep Package (47E). Included in Ambulance Prep Package – Cutaway (47F). Not available with Front/Rear Aux A/C and Heater (Driver controlled) (57G) or with E-Transit. <b>Note:</b> Package includes stub lines for delivery of coolant/refrigerant for easy addition of an aftermarket rear heater and A/C system. Requires aftermarket upfit of a climate control system.	62C	O	O	P	P	O/I	O
<b>Interior Prep Packages</b>							
Interior Upgrade Package – Cargo Van. Refer to the Packaged Options section for more details.	96C	O	—	—	—	—	—
Interior Upgrade Package – Cutaway/Chassis Cab. Refer to the Packaged Options section for more details.	47A	—	—	—	—	O	O
<b>Trim Packages</b>							
Load Area Protection Package. Refer to the Packaged Options section for more details. <b>Note:</b> Includes complete rear polypropylene panels on side walls and doors.	96D	O	—	—	—	—	—
Scuff Plate Kit. Not available with Load Area Protection Package (96D), Interior Upgrade Package – Cargo Van (96C) or Vinyl, Front and Rear Floor Covering (16E). <b>Note:</b> Scuff plate kit includes plastic scuffs for rear cargo doors and side cargo door (60/40 Hinged Passenger-side Door or Sliding Passenger-side Door). Scuff plate kit is not installed on vehicle, needs to be installed by upfitter/dealership.	85A	O	—	—	—	—	—
Heavy-Duty Scuff Plate Kit. Not available with the Vinyl, Front and Rear Floor Covering (16E), Load Area Protection Package (96D) or the Interior Upgrade Package – Cargo Van (96C) unless ordered with Heavy-Duty Cargo Flooring (60B). <b>Note:</b> Heavy-duty scuff plate kit includes heavy-duty scuffs for rear cargo doors and side cargo door (60/40 Hinged Passenger-side Door or Sliding Passenger-side Door). Heavy-duty scuff plate kit is not installed on vehicle, needs to be installed by upfitter/dealership.	85B	O/I	I	—	—	—	—
<b>Miscellaneous Prep Packages</b>							
Ambulance Prep Package – Cargo Van. Refer to the Packaged Options section for more details.	47B	O	—	—	—	—	—



# 2022 TRANSIT OPTIONAL EQUIPMENT

BODY CODES	Body Type Order Code	CARGO VAN 101A	CREW VAN 201A	PASSENGER VAN XL 301A	PASSENGER VAN XLT 302A	CUTAWAY 501A	CHASSIS CAB 701A
<b>PACKAGES/KITS (continued)</b>							
Ambulance Prep Package – Cutaway. Refer to the Packaged Options section for more details.	47F	—	—	—	—	O	—
Builder's Prep Package. Refer to the Packaged Options section for more details.	47E	—	—	O	O	—	—
Motorhome Prep Package. Refer to the Packaged Options section for more details.	47M	—	—	—	—	O	—
Shuttle Bus Prep Package. Refer to the Packaged Options section for more details.	47S	—	—	—	—	O	—
RV Prep Package. Refer to the Packaged Options section for more details.	47D	O	—	—	—	—	—
Livery Package. Refer to the Packaged Options section for more details.	47L	—	—	—	O	—	—
Parcel Delivery Package. Refer to the Packaged Options section for more details.	47G	O	—	—	—	O	—
Adventure Prep Package. Refer to the Packaged Options section for more details.	47N	O	O	—	—	—	—
<b>FORD ACCESSORIES, PRE-INSTALLED</b>							
Back Up Alarm. Not available on E-Transit. <b>Note:</b> The back up alarm has 102 dB(A) warning capability.	43B	O	O	O	O	O	O
Heavy Duty Tray Style Floor Mats (Front). Only available with carpet floor covering (16G/16H).	86N	O	—	O	O	O	O
Remote Start. Not available with E-Transit.	68B	O	O	O	O	O	O
Wheel Well Liners – Black (Front only)	15C	O	O	O	O	O	O
<b>FACTORY-INVOKED, DEALER-INSTALLED ACCESSORIES</b>							
Stainless Steel Wheel Liners. Factory-Invoked, Dealer-Installed Accessory. Only available on DRW configurations and the standard 16" Heavy-Duty Silver Steel Wheel with Exposed Lug Nuts. Not available with AWD, Heavy-Duty Front Axle (41E) or 11,000lb GVWR configurations.	87B	O	O	O	O	O	O
<b>FLEET AND GOVERNMENT ORDERS ONLY OPTIONS (Requires Valid FIN or Dealer Code)</b>							
Rear Bumper Delete	43F	F	—	—	—	S	S
Daytime Running Lamps <b>Note:</b> Provide enhanced vehicle visibility during daylight conditions.	942	F	F	F	F	F	F
Exterior Mirror Delete. Available on Ambulance Prep Package – Cutaway (47F).	54X	F	F	—	—	S	S
Multi-Function School Activity Bus (MFSAB) Prep Package. Refer to the Packaged Options section for more details.	47Q	—	—	—	—	F	—
Orange Safety Belts. Not available with 10-way power seat (21Q, 21R and 21S), swivel seat (21T and 218) or 3-Passenger seating (212, 213, 216 and 217). <b>Note:</b> Belt minder is included on the front driver and passenger seat(s).	76C	F	F	—	—	F	F
School Bus Prep Package. Refer to the Packaged Options section for more details.	47C	—	—	—	—	F	—
5-Passenger Seating. 1 <sup>st</sup> row: 2 seats, 2 <sup>nd</sup> row: 3 seats. Optional with Medium Roof, Regular Length Passenger Van only. Government orders only. <b>Note:</b> 3 rear seats are removed, but seat attachment points are still present.	96U	—	—	G	G	—	—
8-Passenger Seating. 1 <sup>st</sup> row: 2 seats, 2 <sup>nd</sup> row: 3 seats, 3 <sup>rd</sup> row: 3 seats. Optional with Low Roof, Regular Length Passenger Van. Government orders only.	96L	—	—	G	G	—	—
8-Passenger Seating. 1 <sup>st</sup> row: 2 seats, 2 <sup>nd</sup> row: 3 seats, 3 <sup>rd</sup> row: 3 seats. Optional with Medium Roof, Regular Length Passenger Van. Government order only.	96M	—	—	G	G	—	—
★ Mobile Charger Delete. Optional with E-Transit.	17S	F	—	—	—	F	F
<b>Decal Options (Refer to the Decal Options on page 22 for complete details)</b>							
Decal #1 – Up to 15 ft <sup>2</sup> .	51E	F	F	F	F	—	—
Decal #2 – Up to 25 ft <sup>2</sup> .	51F	F	F	F	F	—	—
Decal #3 – Up to 45 ft <sup>2</sup> .	51G	F	F	F	F	—	—
Decal #4 – Up to 70 ft <sup>2</sup> .	51H	F	F	F	F	—	—
Decal #5 – Up to 95 ft <sup>2</sup> .	51J	F	F	F	F	—	—
<b>Speed Limiting Device</b>							
65-mph Governed Top Speed. Included with E-Transit Cutaway and Chassis Cab when Enhanced Frontal Area Limitation 2 (15E) is selected.	52M	F	F	F	F	F/I	F/I
70-mph Governed Top Speed	52H	F	F	F	F	F	F
75-mph Governed Top Speed. Standard on E-Transit Cutaway and Chassis Cab.	52N	F	F	F	F	S/F	S/F
<b>Automatic Engine Idle Shutdown</b>							
<b>Includes Smart Acceleration Truncation which provides improved fuel economy and energy efficiency by limiting power on unladen vehicles.</b>							
★ Engine Idle Shutdown 5 Minute Timer	55E	F	F	F	F	F	F

# 2022 TRANSIT OPTIONAL EQUIPMENT

BODY CODES	Body Type	CARGO VAN	CREW VAN	PASSENGER VAN XL	PASSENGER VAN XLT	CUTAWAY	CHASSIS CAB
	Order Code	101A	201A	301A	302A	501A	701A
<b>FLEET AND GOVERNMENT ORDERS ONLY OPTIONS (Requires Valid FIN or Dealer Code) (continued)</b>							
★Engine Idle Shutdown 10 Minute Timer	55F	F	F	F	F	F	F
★Engine Idle Shutdown 15 Minute Timer	55G	F	F	F	F	F	F
★Engine Idle Shutdown 20 Minute Timer	55H	F	F	F	F	F	F
<b>Wheels</b>							
DRW – 16" Heavy-Duty White Steel Wheel with Exposed Lug Nuts (Standard Front Axle configurations only). Available with Exterior Upgrade Package – DRW (18L). Optional on DRW only.	76D	P/F	P/F	F	F	P/F	P/F
SRW – 16" White Steel Wheel with Black Hubcap (Standard Front Axle configurations only). Not available with Exterior Upgrade Package – SRW (18D). Optional on SRW only.	64C	F	F	F	—	F	F

# 2022 TRANSIT OPTIONAL EQUIPMENT

## WINDOW OFFERINGS

<div> <div></div> = Standard Glass  <div></div> = Door without Glass  <div></div> = Fixed Glass Option  <div></div> = Egress Window </div>	2022 Transit - Window Offerings					
	SINGLE REAR WHEEL				DUAL REAR WHEEL	
	LOW ROOF		MEDIUM & HIGH ROOF		HIGH ROOF	
	Sliding Passenger-side Door	60/40 Hinged Passenger-side Door	Sliding Passenger-side Door	Power Sliding Door	Sliding Passenger-side Door	Power Sliding Door
<b>No Rear Glass</b> Standard on Cargo Vans  Side Door Glass: No Rear Door Glass: No Bodyside Glass: No						
<b>Fixed Rear Cargo Door Glass</b> Optional on Cargo Van.  Side Door Glass: No Rear Door Glass: Yes Bodyside Glass: No						
<b>Fixed Rear Cargo Door Glass and Fixed Passenger-side Glass</b> Optional on Cargo Van.  Side Door Glass: Yes Rear Door Glass: Yes Bodyside Glass: No						
<b>Fixed Rear Cargo Door Glass and Fixed Driver and Passenger-side Glass</b> Standard on Crew Van.  Side Door Glass: Yes Rear Door Glass: Yes Bodyside Glass: Yes	N/A	N/A		N/A		N/A
<b>Windows-All-Around, Fixed</b> Optional on Cargo Van. Standard/Optional on Passenger Van.  Side Door Glass: Yes Rear Door Glass: Yes Bodyside Glass: Yes						
<b>Egress Window</b> Optional on Passenger Van.  Side Door Glass: Yes Rear Door Glass: Yes Bodyside Glass: Yes  <b>Note:</b> Only available with Windows-All-Around, Fixed (17F). Requires Privacy Glass (92E). Not available on Low Roof Passenger Vans.						

# 2022 TRANSIT OPTIONAL EQUIPMENT

## DECAL OPTIONS



Decal #1 (51E):  
– Up to 15 sq-ft<sup>1</sup>



Decal #2 (51F):  
– Up to 25 sq-ft<sup>1</sup>



Decal #3 (51G):  
– Up to 45 sq-ft<sup>1</sup>



Decal #4 (51H):  
– Up to 70 sq-ft<sup>1</sup>



Decal #5 (51J):  
– Up to 95 sq-ft<sup>1</sup>

<sup>1</sup> Fleet only option. Pricing is for non-reflective material, 25 vehicle order minimum, and graphic design must be completed and approved by Ford prior to ordering vehicle in CONCEPS. To get started visit the Ford Commercial Graphics website and click on Factory Orderable Option Form link. Complete and submit the request form and attach your graphic design (if available). A Ford Commercial Graphics representative will follow-up to finalize the graphic design and provide a design proof for customer review and approval, and to determine which graphic option code and price applies. Lastly, customer can then proceed to place vehicle order and graphic option code in CONCEPS.

# 2022 TRANSIT OPTIONAL EQUIPMENT

## FRONT SEAT MATRIX

Order Code	Seat Pack #	Color	Material	Driver Seat Control	Passenger Seat Control	Single Passenger Seat	Dual Passenger Seat	Driver Heated Seat	Passenger Heated Seat	Driver Lumbar Support	Passenger Lumbar Support	Driver Armrest	Passenger Armrest
21C	2	Dark Palazzo Gray	Cloth	2-Way Manual	2-Way Manual	Yes	No	No	No	Yes	No	Yes	Yes
21D	3	Ebony	Cloth	2-Way Manual	2-Way Manual	Yes	No	No	No	Yes	No	Yes	Yes
21G	6	Dark Palazzo Gray	Vinyl	2-Way Manual	2-Way Manual	Yes	No	No	No	No	No	Yes	No
21J	8	Dark Palazzo Gray	Vinyl	2-Way Manual	No	No	No	No	No	No	No	Yes	No
21K	9	Dark Palazzo Gray	Cloth	2-Way Manual	No	No	No	No	No	Yes	No	Yes	No
21L	10	Dark Palazzo Gray	Cloth	2-Way Manual	2-Way Manual	Yes	No	No	No	Yes	No	Yes	Yes
21M	11	Ebony	Cloth	2-Way Manual	2-Way Manual	Yes	No	No	No	Yes	No	Yes	Yes
21P	13	Dark Palazzo Gray	Vinyl	2-Way Manual	2-Way Manual	Yes	No	No	No	No	No	Yes	Yes
21Q	14	Dark Palazzo Gray	Cloth	10-Way Power	10-Way Power	Yes	No	Yes	Yes	Yes	Yes	Yes	Yes
21R	15	Ebony	Cloth	10-Way Power	10-Way Power	Yes	No	Yes	Yes	Yes	Yes	Yes	Yes
21S	16	Ebony	Leather	10-Way Power	10-Way Power	Yes	No	Yes	Yes	Yes	Yes	Yes	Yes
21T	17	Dark Palazzo Gray	Cloth	4-Way Manual Swivel Seat	4-Way Manual Swivel Seat	Yes	No	No	No	Yes	No	Yes	Yes
212	25	Dark Palazzo Gray	Vinyl	2-Way Manual	2-Way Manual	Yes	Yes	No	No	No	No	Yes	No
213	26	Dark Palazzo Gray	Vinyl	2-Way Manual	2-Way Manual	Yes	Yes	No	No	No	No	Yes	No
216	29	Ebony	Cloth	2-Way Manual	2-Way Manual	Yes	Yes	No	No	Yes	No	Yes	No
217	30	Ebony	Cloth	2-Way Manual	2-Way Manual	Yes	Yes	No	No	Yes	No	Yes	No
218	31	Dark Palazzo Gray	Cloth	4-Way Manual Swivel Seat	4-Way Manual Swivel Seat	Yes	No	No	No	Yes	No	Yes	Yes
219	32	Dark Palazzo Gray	Cloth	2-Way Manual	2-Way Manual	Yes	No	No	No	Yes	No	No	No
211	33	Dark Palazzo Gray	Cloth	2-Way Manual	No	No	No	No	No	Yes	No	No	No

## FRONT SEAT MATRIX (Continued)

Order Code	Seat Pack #	Color	Material	2-Way Adjustable Headrest	Driver Beltminder System	Passenger CRS Top Tether Anchorage	Driver Front Airbag	Passenger Front Airbag	Driver Thorax Airbags	Passenger Thorax Airbags	Driver Curtain Airbags (Front Only)	Passenger Curtain Airbags (Front Only)	Driver Curtain Airbags (Front and Rear)	Passenger Curtain Airbags (Front and Rear)
21C	2	Dark Palazzo Gray	Cloth	Yes	Yes	Yes	Yes	Yes	No	No	No	No	No	No
21D	3	Ebony	Cloth	Yes	Yes	Yes	Yes	Yes	No	No	No	No	No	No
21G	6	Dark Palazzo Gray	Vinyl	Yes	Yes	Yes	Yes	Yes	Yes	Yes	Yes	Yes	Yes <sup>1</sup>	Yes <sup>1</sup>
21J	8	Dark Palazzo Gray	Vinyl	Yes	Yes	No	Yes	No	No	No	No	No	No	No
21K	9	Dark Palazzo Gray	Cloth	Yes	Yes	No	Yes	No	Yes	No	Yes	Yes	No	No
21L	10	Dark Palazzo Gray	Cloth	Yes	Yes	Yes	Yes	Yes	Yes	Yes	Yes	Yes	Yes <sup>1</sup>	Yes <sup>1</sup>
21M	11	Ebony	Cloth	Yes	Yes	Yes	Yes	Yes	Yes	Yes	Yes	Yes	Yes <sup>1</sup>	Yes <sup>1</sup>
21P	13	Dark Palazzo Gray	Vinyl	Yes	Yes	Yes	Yes	Yes	Yes	Yes	Yes	Yes	Yes <sup>1</sup>	Yes <sup>1</sup>
21Q	14	Dark Palazzo Gray	Cloth	Yes	Yes	Yes	Yes	Yes	Yes	Yes	Yes	Yes	Yes <sup>1</sup>	Yes <sup>1</sup>
21R	15	Ebony	Cloth	Yes	Yes	Yes	Yes	Yes	Yes	Yes	Yes	Yes	Yes <sup>1</sup>	Yes <sup>1</sup>
21S	16	Ebony	Leather	Yes	Yes	Yes	Yes	Yes	Yes	Yes	Yes	Yes	Yes <sup>1</sup>	Yes <sup>1</sup>
21T	17	Dark Palazzo Gray	Cloth	Yes	Yes	Yes	Yes	Yes	Yes	Yes	Yes	Yes	No	No
212	25	Dark Palazzo Gray	Vinyl	Yes	Yes	Yes	Yes	Yes	No	No	No	No	No	No
213	26	Dark Palazzo Gray	Vinyl	Yes	Yes	Yes	Yes	Yes	Yes	Yes	Yes	Yes	No	No
216	29	Ebony	Cloth	Yes	Yes	Yes	Yes	Yes	No	No	No	No	No	No
217	30	Ebony	Cloth	Yes	Yes	Yes	Yes	Yes	Yes	Yes	Yes	Yes	No	No
218	31	Dark Palazzo Gray	Cloth	Yes	Yes	Yes	Yes	Yes	No	No	No	No	No	No
219	32	Dark Palazzo Gray	Cloth	Yes	Yes	Yes	Yes	Yes	Yes	Yes	Yes	Yes	No	No
211	33	Dark Palazzo Gray	Cloth	Yes	Yes	No	Yes	No	No	No	No	No	No	No

<sup>1</sup> Contains Driver and Passenger Curtain Airbags (Front and Rear) when a Passenger Van XL or Passenger Van XLT is selected.

# 2022 TRANSIT OPTIONAL EQUIPMENT

## REAR SEAT MATRIX

Order Code	Seat Pack #	Passenger Seating	Second Row Seating	Third Row Seating	Fourth Row Seating	Fifth Row Seating	Rear Seat Center Armrest	Second Row Double Seat (D)	Second Row Triple Narrow Seat (K)
96K	Less	1, 2 or 3 <sup>1,2</sup>	No	No	No	No	No	No	No
96X	Less-2	2 <sup>2</sup>	No	No	No	No	No	No	No
-	1	5	Yes	No	No	No	No	No	No
96U	11	5 <sup>2</sup>	Yes	No	No	No	No <sup>3</sup>	No	No
96L	2	8	Yes	Yes	No	No	No <sup>3</sup>	No	Yes
96M	3	8	Yes	Yes	No	No	No <sup>3</sup>	No	No
96V	12	8 <sup>2</sup>	Yes	Yes	No	No	No <sup>3</sup>	No	Yes
-	4	10	Yes	Yes	Yes	No	No <sup>3</sup>	Yes	No
96W	13	10 <sup>2</sup>	Yes	Yes	Yes	No	No <sup>3</sup>	Yes	No
-	5	12	Yes	Yes	Yes	No	No <sup>3</sup>	No	Yes
96S	9	14	Yes	Yes	Yes	Yes	No <sup>3</sup>	Yes	No
96T	10	14	Yes	Yes	Yes	Yes	No <sup>3</sup>	Yes	No
-	7	15	Yes	Yes	Yes	Yes	No <sup>3</sup>	No	Yes
96P	6	15	Yes	Yes	Yes	Yes	No <sup>3</sup>	No	Yes

## REAR SEAT MATRIX (Continued)

Order Code	Seat Pack #	Passenger Seating	Second Row Triple Wide Seat (C)	Third Row Single/Double Seat (D+F)	Third Row Triple Wide Seat (C)	Fourth Row Single/Double Seat (D+Q)	Fourth Row Triple Wide Seat (C)	Fourth Row Double/Double Seat (J+J)	Fifth Row Single/Double/Single Seat (Y+X+Y)	Fifth Row Double/Double Seat (J+J)
96K	Less	1, 2 or 3 <sup>1,2</sup>	No	No	No	No	No	No	No	No
96X	Less-2	2 <sup>2</sup>	No	No	No	No	No	No	No	No
-	1	5	Yes	No	No	No	No	No	No	No
96U	11	5 <sup>2</sup>	Yes	No	No	No	No	No	No	No
96L	2	8	No	No	Yes	No	No	No	No	No
96M	3	8	Yes	No	Yes	No	No	No	No	No
96V	12	8 <sup>2</sup>	No	Yes	No	No	No	No	No	No
-	4	10	No	Yes	No	No	Yes	No	No	No
96W	13	10 <sup>2</sup>	No	Yes	No	Yes	No	No	No	No
-	5	12	No	Yes	No	No	No	Yes	No	No
96S	9	14	No	Yes	No	Yes	No	No	Yes	No
96T	10	14	No	Yes	No	Yes	No	No	No	Yes
-	7	15	No	Yes	No	Yes	No	No	No	Yes
96P	6	15	No	Yes	No	Yes	No	No	Yes	No

<sup>1</sup> 2-Passenger Seats are standard on Cargo Van, Cutaway and Chassis Cab, except when Passenger Seat Delete (21J and 21K) is ordered, then it's 1-Passenger Seat. 2-Passenger Seats

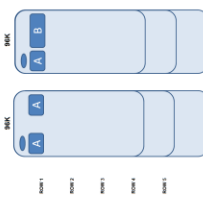
are standard on Passenger Van with Builders Prep Package (47E). 3-Passenger seating is standard on Cargo Van, Cutaway and Chassis Cab when 3-Passenger seating (212, 213, 216 and 217) are ordered.

<sup>2</sup> Incomplete Vehicle; some rear seats are removed, but seat attachment points still exist

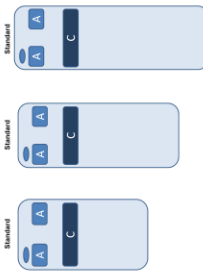
<sup>3</sup> Included on Passenger Van XLT

## SEATING CONFIGURATIONS

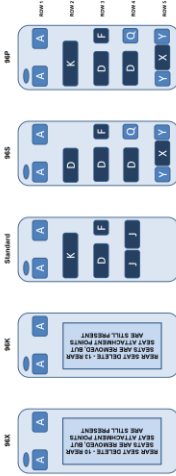
## 2022MY SEAT CONFIGURATIONS

CARGO VAN, CUTAWAY &  
CHASSIS CAB

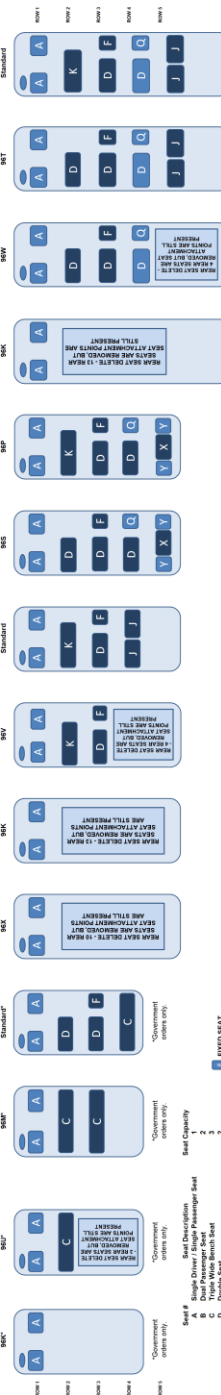
## CREW VAN



## PASSENGER VAN (LOW ROOF)



## PASSENGER VAN (MEDIUM ROOF AND HIGH ROOF)



1 FIXED SEAT  
2 CUSTOMER REMOVABLE SEAT

Seat Capacity  
A Single Driver / Single Passenger Seat  
B Driver / Passenger Seat  
C Driver / Passenger / Passenger Seat  
D Double Seat  
E Double Seat  
F Double Seat  
G Single Seat  
H Single Seat  
I Single Seat  
J Single Seat  
K Single Seat  
L Single Seat  
M Single Seat  
N Single Seat  
O Single Seat  
P Single Seat  
Q Single Seat  
R Single Seat  
S Single Seat  
T Single Seat  
U Single Seat  
V Single Seat  
W Single Seat  
X Single Seat  
Y Single Seat

# 2022 TRANSIT OPTIONAL EQUIPMENT

## NOMINAL TONNAGE (CARGO VAN)

CARGO VAN		Series (T-xxx)	Drive Type	Nominal Tonnage <sup>1</sup>
Low Roof	E1Y	T-150	RWD	3/4
	E2Y	T-150	AWD	3/4
	R1Y	T-250	RWD	3/4
	R2Y	T-250	AWD	3/4
	W1Y	T-350	RWD	1
	W2Y	T-350	AWD	1
Medium Roof	E1C	T-150	RWD	3/4
	E2C	T-150	AWD	3/4
	R1C	T-250	RWD	3/4
	R2C	T-250	AWD	3/4
	W2C	T-350	AWD	1
	W9C	T-350	RWD	1
High Roof	R1X	T-250	RWD	3/4
	R2X	T-250	AWD	3/4
	R3U	T-250	AWD	3/4
	R3X	T-250	RWD	3/4
	W1X	T-350	RWD	1
	W2X	T-350	AWD	1
	W3U	T-350	AWD	1
	W3X	T-350	RWD	1
	F4U	T-350HD	AWD	1
	F4X	T-350HD	RWD	1
	S4U	T-350HD	AWD	1
	S4X	T-350HD	RWD	1

## NOMINAL TONNAGE (CREW VAN)

CREW VAN		Series (T-xxx)	Drive Type	Nominal Tonnage <sup>1</sup>
Low Roof	E1Z	T-150	RWD	3/4
	E9Z	T-150	AWD	3/4
	R1Z	T-250	RWD	3/4
	R2Z	T-250	AWD	3/4
	W1Z	T-350	RWD	1
	W2Z	T-350	AWD	1
Medium Roof	E1D	T-150	RWD	3/4
	E2D	T-150	AWD	3/4
	R1D	T-250	RWD	3/4
	R2D	T-250	AWD	3/4
	W1D	T-350	RWD	1
	W2D	T-350	AWD	1
High Roof	R1V	T-250	RWD	3/4
	R2V	T-250	AWD	3/4
	W1V	T-350	RWD	1
	W2V	T-350	AWD	1
	F4V	T-350HD	RWD	1
	F4W	T-350HD	AWD	1
	S4W	T-350HD	AWD	1
	S4V	T-350HD	RWD	1

<sup>1</sup> Nominal tonnage is a general classification of the van's payload capacities. Reference the van's published maximum payload rating and/or GVWR rating to know how much weight a specific configuration can carry.



# 2022 TRANSIT OPTIONAL EQUIPMENT

## NOMINAL TONNAGE (PASSENGER VAN)

PASSENGER VAN		Series (T-xxx)	Drive Type	Nominal Tonnage <sup>1</sup>
Low Roof	K1Y	T-150	RWD	1/2
	K2Y	T-150	AWD	1/2
	X2Y	T-350	RWD	1/2
	X9Y	T-350	AWD	1/2
Medium Roof	K1C	T-150	RWD	1/2
	K2C	T-150	AWD	1/2
	X2C	T-350	RWD	1/2
	X9C	T-350	AWD	1/2
	W4Z	T-350	RWD	1/2
High Roof	X2X	T-350	RWD	1/2
	X9X	T-350	AWD	1/2
	W4X	T-350	RWD	1/2
	U4X	T-350HD	RWD	1/2
	U5X	T-350HD	AWD	1/2

## NOMINAL TONNAGE (CUTAWAY)

CUTAWAY		Series (T-xxx)	Drive Type	Nominal Tonnage <sup>1</sup>
Low Roof	R5P	T-250	RWD	3/4
	R7P	T-250	AWD	3/4
	W7P	T-350	AWD	1
	W5P	T-350	RWD	1
	F6P	T-350HD	RWD	1
	F8P	T-350HD	AWD	1
	S6P	T-350HD	RWD	1
	S8P	T-350HD	AWD	1
	U6P	T-350HD	RWD	1
	U8P	T-350HD	AWD	1

## NOMINAL TONNAGE (CHASSIS CAB)

CHASSIS CAB		Series (T-xxx)	Drive Type	Nominal Tonnage <sup>1</sup>
Low Roof	R5Z	T-250	RWD	3/4
	R7Z	T-250	AWD	3/4
	W7Z	T-350	AWD	1
	W5Z	T-350	RWD	1
	F6Z	T-350HD	RWD	1
	F8Z	T-350HD	AWD	1
	S6Z	T-350HD	RWD	1
	S8Z	T-350HD	AWD	1
	U6Z	T-350HD	RWD	1
	U8Z	T-350HD	AWD	1

<sup>1</sup> Nominal tonnage is a general classification of the van's payload capacities. Reference the van's published maximum payload rating and/or GVWR rating to know how much weight a specific configuration can carry.

# 2022 TRANSIT

## OPTIONAL EQUIPMENT

### E-Transit: Ford Commercial Solutions Energy Management and Vehicle Insight Tools for Commercial and Business Customers

SYNC 4 with 12" Display (58B)	SYNC 4 with HD Radio and 12" Display (58C)	SYNC 4 with HD Radio, Navigation and 12" Display (58E)	SYNC 4 with HD Radio, Navigation and Intelligent Adaptive Cruise Control (iACC) and 12" Display (58F)
Features Included for Commercial and Business Customers			
Access to the Ford Charge Network Public Charging Account Setup and Management Driver Public Charging tools Home Charging Reimbursement Ford E-Telematics Dashboard Connected Navigation	Access to the Ford Charge Network Public Charging Account Setup and Management Driver Public Charging tools Home Charging Reimbursement Ford E-Telematics Dashboard Connected Navigation	Access to the Ford Charge Network Public Charging Account Setup and Management Driver Public Charging tools Home Charging Reimbursement Ford E-Telematics Dashboard Connected Built-In Navigation	Access to the Ford Charge Network Public Charging Account Setup and Management Driver Public Charging tools Home Charging Reimbursement Ford E-Telematics Dashboard Connected Built-In Navigation
Complimentary Offer Period			
1 year	1 year	3 years	3 years
Contact Ford Commercial Solutions to activate your complimentary subscription			
URL: <a href="https://commercialsolutions.ford.com">commercialsolutions.ford.com</a> Email: <a href="mailto:FCS1@Ford.com">FCS1@Ford.com</a> Phone: 1-833-FCS-FORD			

### Audio Package Features Included with Gas Engine Configurations

SYNC 4 with 12" Display (58B)	SYNC 4 with SiriusXM® with 360L, HD Radio™ and 12" Display (58C)	SYNC 4 with SiriusXM® with 360L, HD Radio™, Navigation and 12" Display (58E)	SYNC 4 with SiriusXM® with 360L, HD Radio™, Navigation and Intelligent Adaptive Cruise Control (iACC) and 12" Display (58F)
Connected Navigation - 90-day trial SiriusXM® with 360L - Includes a three (3)-month prepaid subscription HD Radio™ Capability	Connected Navigation - 90-day trial SiriusXM® with 360L - Includes a three (3)-month prepaid subscription HD Radio™ Capability	Connected Built-In Navigation - 3 years of service SiriusXM® with 360L - Includes a three (3)-month prepaid subscription HD Radio™ Capability	Connected Built-In Navigation - 3 years of service SiriusXM® with 360L - Includes a three (3)-month prepaid subscription HD Radio™ Capability

# 2022 TRANSIT AXLE AVAILABILITY

## FRONT AXLE AVAILABILITY (CARGO VAN)

CARGO VAN		3.5L PFDi V6 (998)		3.5L EcoBoost® V6 (99G)		Electric Motor (E-Transit) (99K)	
		Standard Front Axle	Heavy-Duty Front Axle (41E)	Standard Front Axle	Heavy-Duty Front Axle (41E)	Standard Front Axle	Heavy-Duty Front Axle (41E)
Regular (130")	E1Y	S	O	S	O	-	-
	E2Y	-	S	-	S	-	-
Long (148")	E1Y	S	O	S	O/I <sup>5</sup>	-	-
	E2Y	-	S	-	S	-	-
Regular (130")	R1Y	S	O	S	O	-	-
	R2Y	-	S	-	S	-	-
Long (148")	R1Y	S	O/I <sup>5</sup>	S	O/I <sup>5</sup>	-	-
	R2Y	-	S	-	S	-	-
Regular (130")	W1Y	S	O	S	O	S	-
	W2Y	-	S	-	S	-	-
Long (148")	W1Y	S	O/I <sup>3,5</sup>	-	S	S	-
	W2Y	-	S	-	S	-	-
Regular (130")	E1C	S	O	S	O	-	-
	E2C	-	S	-	S	-	-
Long (148")	E1C	S	O	S	O/I <sup>5</sup>	-	-
	E2C	-	S	-	S	-	-
Regular (130")	R1C	S	O	S	O	-	-
	R2C	-	S	-	S	-	-
Long (148")	R1C	S	O/I <sup>5</sup>	S	O/I <sup>5</sup>	-	-
	R2C	-	S	-	S	-	-
Regular (130")	W9C	S	O	S	O	S	-
	W2C	-	S	-	S	-	-
Long (148")	W9C	S	O/I <sup>1,2,3,4,5</sup>	-	S	S	-
	W2C	-	S	-	S	-	-
Long (148")	R1X	S	O/I <sup>5</sup>	S	O/I <sup>5</sup>	-	-
	R2X	-	S	-	S	-	-
Extended-Length (148")	R3X	S	O	S	O	-	-
	R3U	-	S	-	S	-	-
Long (148")	W1X	S	O/I <sup>1,2,4,5</sup>	-	S	S	-
	W2X	-	S	-	S	-	-
Extended-Length (148")	W3X	S	O	S	O	S	-
	W3U	-	S	-	S	-	-
Extended-Length (148")	F4X	S	O/I <sup>1</sup>	S	-	-	-
	F4U	-	S	-	S	-	-
Extended-Length (148")	S4X	S	O/I <sup>1</sup>	S	-	-	-
	S4U	-	-	-	S	-	-
Extended-Length (148")	U8X	-	-	-	S	-	-
	U8U	-	-	-	S	-	-

<sup>1</sup> Included in Power Sliding Door (65C)<sup>2</sup> Included in Bulkhead - Lockable Door with Window (47T)<sup>3</sup> Included in Bulkhead - Window Only (47U)<sup>4</sup> Included in Seat Pack 17 (21T)<sup>5</sup> Included in Seat Pack 26 (213) and 30 (217)

# 2022 TRANSIT AXLE AVAILABILITY

## FRONT AXLE AVAILABILITY (CREW VAN)

CREW VAN		3.5L PFDi V6 (998)		3.5L EcoBoost® V6 (99G)	
		Standard Front Axle	Heavy-Duty Front Axle (41E)	Standard Front Axle	Heavy-Duty Front Axle (41E)
Regular (130")	E1Z	S	O	S	O
	E9Z	-	S	-	S
Long (148")	E1Z	S	O	-	S
	E9Z	-	S	-	S
Regular (130")	R1Z	S	O	S	O
	R2Z	-	S	-	S
Long (148")	R1Z	S	O	-	S
	R2Z	-	S	-	S
Regular (130")	W1Z	S	O	S	O
	W2Z	-	S	-	S
Long (148")	W1Z	S	O	-	S
	W2Z	-	S	-	S
Regular (130")	E1D	S	O	S	O
	E2D	-	S	-	S
Long (148")	E1D	S	O	-	S
	E2D	-	S	-	S
Regular (130")	R1D	S	O	S	O
	R2D	-	S	-	S
Long (148")	R1D	S	O	-	S
	R2D	-	S	-	S
Regular (130")	W1D	S	O	S	O
	W2D	-	S	-	S
Long (148")	W1D	S	O	-	S
	W2D	-	S	-	S
Long (148")	R1V	S	O	-	S
	R2V	-	S	-	S
Long (148")	W1V	S	O	-	S
	W2V	-	S	-	S
Extended-Length (148")	F4V	S	O	-	S
	F4W	-	S	-	S
Extended-Length (148")	S4V	S	O	-	S
	S4W	-	-	-	S

# 2022 TRANSIT AXLE AVAILABILITY

## FRONT AXLE AVAILABILITY (PASSENGER VAN)

PASSENGER VAN		3.5L PFDi V6 (998)		3.5L EcoBoost® V6 (99G)	
		Standard Front Axle	Heavy-Duty Front Axle (41E)	Standard Front Axle	Heavy-Duty Front Axle (41E)
Regular (130")	K1Y	S	-	-	-
	K2Y	-	S	-	-
Long (148")	X2Y	S	-	S	-
	X9Y	-	S	-	S
Regular (130")	K1C	S	-	-	-
	K2C	-	S	-	-
Long (148")	X2C	S	-	S	-
	X9C	-	S	-	S
Long (148")	X2X	S	-	S	-
	X9X	-	S	-	S
Extended-Length (148")	U4X	S	-	S	-
	U5X	-	-	-	S

## FRONT AXLE AVAILABILITY (CUTAWAY)

CUTAWAY		3.5L PFDi V6 (998)		3.5L EcoBoost® V6 (99G)		Electric Motor (E-Transit) (99K)	
		Standard Front Axle	Heavy-Duty Front Axle (41E)	Standard Front Axle	Heavy-Duty Front Axle (41E)	Standard Front Axle	Heavy-Duty Front Axle (41E)
Regular (138")	R5P	S	O	S	O	-	-
	R7P	-	S	-	S	-	-
Long (156")	R5P	S	O	S	O	-	-
	R7P	-	S	-	S	-	-
Regular (138")	W5P	S	O	S	O	-	-
	W7P	-	S	-	S	-	-
Long (156")	W5P	S	O	S	O	-	-
	W7P	-	S	-	S	-	-
Extended-Length (178")	W5P	S	O	S	O	S	-
	W7P	-	S	-	S	-	-
Regular (138")	F6P	S	O	S	O	-	-
	F8P	-	S	-	S	-	-
Long (156")	F6P	S	O	S	O	-	-
	F8P	-	S	-	S	-	-
Extended-Length (178")	F6P	S	O	S	O	-	-
	F8P	-	S	-	S	-	-
Regular (138")	S6P	-	-	S	O	-	-
	S8P	-	-	-	S	-	-
Long (156")	S6P	-	-	S	O/I <sup>1</sup>	-	-
	S8P	-	-	-	S	-	-
Extended-Length (178")	S6P	-	-	S	O/I <sup>1</sup>	-	-
	S8P	-	-	-	S	-	-
Regular (138")	U6P	-	-	-	S	-	-
	U8P	-	-	-	S	-	-
Long (156")	U6P	-	-	-	S	-	-
	U8P	-	-	-	S	-	-
Extended-Length (178")	U6P	-	-	-	S	-	-
	U8P	-	-	-	S	-	-

<sup>1</sup> Included in Seat Pack 25 (212), 26 (213), 29 (216), 30 (217)

# 2022 TRANSIT AXLE AVAILABILITY

## FRONT AXLE AVAILABILITY (CHASSIS CAB)

CHASSIS CAB		3.5L PFDi V6 (998)		3.5L EcoBoost® V6 (99G)		Electric Motor (E-Transit) (99K)	
		Standard Front Axle	Heavy-Duty Front Axle (41E)	Standard Front Axle	Heavy-Duty Front Axle (41E)	Standard Front Axle	Heavy-Duty Front Axle (41E)
Regular (138")	R5Z	S	O	S	O	-	-
	R7Z	-	S	-	S	-	-
Long (156")	R5Z	S	O	S	O	-	-
	R7Z	-	S	-	S	-	-
Regular (138")	W5Z	S	O	S	O	-	-
	W7Z	-	S	-	S	-	-
Long (156")	W5Z	S	O	S	O	-	-
	W7Z	-	S	-	S	-	-
Extended-Length (178")	W5Z	S	O	S	O	S	-
	W7Z	-	S	-	S	-	-
Regular (138")	F6Z	S	O	S	O	-	-
	F8Z	-	S	-	S	-	-
Long (156")	F6Z	S	O	S	O	-	-
	F8Z	-	S	-	S	-	-
Extended-Length (178")	F6Z	S	O	S	O	-	-
	F8Z	-	S	-	S	-	-
Regular (138")	S6Z	-	-	S	O	-	-
	S8Z	-	-	-	S	-	-
Long (156")	S6Z	-	-	S	O/I <sup>1</sup>	-	-
	S8Z	-	-	-	S	-	-
Extended-Length (178")	S6Z	-	-	S	O/I <sup>1</sup>	-	-
	S8Z	-	-	-	S	-	-
Regular (138")	U6Z	-	-	-	S	-	-
	U8Z	-	-	-	S	-	-
Long (156")	U6Z	-	-	-	S	-	-
	U8Z	-	-	-	S	-	-
Extended-Length (178")	U6Z	-	-	-	S	-	-
	U8Z	-	-	-	S	-	-

<sup>1</sup> Included in Seat Pack 25 (212), 26 (213), 29 (216), 30 (217)

# 2022 TRANSIT

## AXLE AVAILABILITY

### REAR AXLE AVAILABILITY (CARGO VAN)

CARGO VAN		3.5L PFDi V6 (998)				3.5L EcoBoost® V6 (99G)				Electric Motor (E-Transit) (99K)
		Non-Limited		Limited-Slip		Non-Limited		Limited-Slip		Non-Limited
		3.73	4.10	3.73	4.10	3.73	4.10	3.73	4.10	Electric Axle
		X73	X41	X7L	X4L	X73	X41	X7L	X4L	
Regular (130")	E1Y	S	-	O/I <sup>1</sup>	O/A <sup>2</sup>	S	-	O/I <sup>1</sup>	-	-
	E2Y	-	-	S	O	-	-	S	-	-
Long (148")	E1Y	S	-	O/I <sup>1</sup>	O/A <sup>2</sup>	S	-	O/I <sup>1</sup>	-	-
	E2Y	-	-	S	O	-	-	S	-	-
Regular (130")	R1Y	S	-	O/I <sup>1</sup>	O/A <sup>2</sup>	S	-	O/I <sup>1</sup>	-	-
	R2Y	-	-	S	O	-	-	S	-	-
Long (148")	R1Y	S	-	O/I <sup>1</sup>	O/A <sup>2</sup>	S	-	O/I <sup>1</sup>	-	-
	R2Y	-	-	S	O	-	-	S	-	-
Regular (130")	W1Y	S	-	O/I <sup>1</sup>	O/A <sup>2</sup>	S	-	O/I <sup>1</sup>	-	S
	W2Y	-	-	S	O	-	-	S	-	-
Long (148")	W1Y	S	-	O/I <sup>1</sup>	O/A <sup>2</sup>	-	-	S	-	S
	W2Y	-	-	S	O	-	-	S	-	-
Regular (130")	E1C	S	-	O/I <sup>1</sup>	O/A <sup>2</sup>	S	-	O/I <sup>1,3</sup>	-	-
	E2C	-	-	S	O	-	-	S	-	-
Long (148")	E1C	S	-	O/I <sup>1</sup>	O/A <sup>2</sup>	S	-	O/I <sup>1,3</sup>	-	-
	E2C	-	-	S	O	-	-	S	-	-
Regular (130")	R1C	S	-	O/I <sup>1</sup>	O/A <sup>2</sup>	S	-	O/I <sup>1,3</sup>	-	-
	R2C	-	-	S	O	-	-	S	-	-
Long (148")	R1C	S	-	O/I <sup>1</sup>	O/A <sup>2</sup>	S	-	O/I <sup>1,3</sup>	-	-
	R2C	-	-	S	O	-	-	S	-	-
Regular (130")	W9C	S	-	O/I <sup>1</sup>	O/A <sup>2</sup>	S	-	O/I <sup>1,3</sup>	-	S
	W2C	-	-	S	O	-	-	S	-	-
Long (148")	W9C	S	-	O/I <sup>1</sup>	O/A <sup>2</sup>	-	-	S	-	S
	W2C	-	-	S	O	-	-	S	-	-
Long (148")	R1X	-	-	-	S	S	-	O/I <sup>1,3</sup>	-	-
	R2X	-	-	-	S	-	-	S	-	-
Extended-Length (148")	R3X	-	-	-	S	S	-	O/I <sup>1,3</sup>	-	-
	R3U	-	-	-	S	-	-	S	-	-
Long (148")	W1X	-	-	-	S	-	-	S	-	S
	W2X	-	-	-	S	-	-	S	-	-
Extended-Length (148")	W3X	-	-	-	S	S	-	O/I <sup>1,3</sup>	-	S
	W3U	-	-	-	S	-	-	S	-	-
Extended-Length (148")	F4X	-	-	-	S	S	-	O/I <sup>3</sup>	-	-
	F4U	-	-	-	S	-	-	S	-	-
Extended-Length (148")	S4X	-	-	-	S	S	-	O/I <sup>3</sup>	-	-
	S4U	-	-	-	-	-	-	S	-	-
Extended-Length (148")	U8X	-	-	-	-	-	-	S	-	-
	U8U	-	-	-	-	-	-	S	-	-

<sup>1</sup> Included with Heavy-Duty Front Axle (41E)<sup>2</sup> Available with Heavy-Duty Front Axle (41E)<sup>3</sup> Included with Ambulance Prep Package - Cargo Van (47B)

# 2022 TRANSIT AXLE AVAILABILITY

## REAR AXLE AVAILABILITY (CREW VAN)

CREW VAN		3.5L PFDi V6 (998)				3.5L EcoBoost® V6 (99G)			
		Non-Limited		Limited-Slip		Non-Limited		Limited-Slip	
		3.73	4.10	3.73	4.10	3.73	4.10	3.73	4.10
		X73	X41	X7L	X4L	X73	X41	X7L	X4L
Regular (130")	E1Z	S	-	O/I <sup>1</sup>	A <sup>2</sup>	S	-	O/I <sup>1</sup>	-
	E9Z	-	-	S	O	-	-	S	-
Long (148")	E1Z	S	-	O/I <sup>1</sup>	O/A <sup>2</sup>	-	-	S	-
	E9Z	-	-	S	O	-	-	S	-
Regular (130")	R1Z	S	-	O/I <sup>1</sup>	A <sup>2</sup>	S	-	O/I <sup>1</sup>	-
	R2Z	-	-	S	O	-	-	S	-
Long (148")	R1Z	S	-	O/I <sup>1</sup>	O/A <sup>2</sup>	-	-	S	-
	R2Z	-	-	S	O	-	-	S	-
Regular (130")	W1Z	S	-	O/I <sup>1</sup>	O/A <sup>2</sup>	S	-	O/I <sup>1</sup>	-
	W2Z	-	-	S	O	-	-	S	-
Long (148")	W1Z	S	-	O/I <sup>1</sup>	O/A <sup>2</sup>	-	-	S	-
	W2Z	-	-	S	O	-	-	S	-
Regular (130")	E1D	S	-	O/I <sup>1</sup>	A <sup>2</sup>	S	-	O/I <sup>1</sup>	-
	E2D	-	-	S	O	-	-	S	-
Long (148")	E1D	S	-	O/I <sup>1</sup>	O/A <sup>2</sup>	-	-	S	-
	E2D	-	-	S	O	-	-	S	-
Regular (130")	R1D	S	-	O/I <sup>1</sup>	A <sup>2</sup>	S	-	O/I <sup>1</sup>	-
	R2D	-	-	S	O	-	-	S	-
Long (148")	R1D	S	-	O/I <sup>1</sup>	O/A <sup>2</sup>	-	-	S	-
	R2D	-	-	S	O	-	-	S	-
Regular (130")	W1D	S	-	O/I <sup>1</sup>	O/A <sup>2</sup>	S	-	O/I <sup>1</sup>	-
	W2D	-	-	S	O	-	-	S	-
Long (148")	W1D	S	-	O/I <sup>1</sup>	O/A <sup>2</sup>	-	-	S	-
	W2D	-	-	S	O	-	-	S	-
Long (148")	R1V	-	-	-	S	-	-	S	-
	R2V	-	-	-	S	-	-	S	-
Long (148")	W1V	-	-	-	S	-	-	S	-
	W2V	-	-	-	S	-	-	S	-
Extended-Length (148")	F4V	-	-	-	S	-	-	S	-
	F4W	-	-	-	S	-	-	S	-
Extended-Length (148")	S4V	-	-	-	S	-	-	S	-
	S4W	-	-	-	-	-	-	S	-

<sup>1</sup> Included with Heavy Duty Front Axle (41E)<sup>2</sup> Available with Heavy Duty Front Axle (41E)



# 2022 TRANSIT

## AXLE AVAILABILITY

### REAR AXLE AVAILABILITY (PASSENGER VAN)

PASSENGER VAN		3.5L PFDi V6 (998)				3.5L EcoBoost® V6 (99G)			
		Non-Limited		Limited-Slip		Non-Limited		Limited-Slip	
		3.73	4.10	3.73	4.10	3.73	4.10	3.73	4.10
		X73	X41	X7L	X4L	X73	X41	X7L	X4L
Regular (130")	K1Y	S	-	O	-	-	-	-	-
	K2Y	-	-	S	-	-	-	-	-
Long (148")	X2Y	S	-	O	O	S	-	O	-
	X9Y	-	-	S	O	-	-	S	-
Regular (130")	K1C	S	-	O	-	-	-	-	-
	K2C	-	-	S	-	-	-	-	-
Long (148")	X2C	S	-	O	O	S	-	O	-
	X9C	-	-	S	O	-	-	S	-
Long (148")	X2X	-	-	-	S	S	-	O	-
	X9X	-	-	-	S	-	-	S	-
Extended-Length (148")	U4X	-	-	-	S	S	-	O	-
	U5X	-	-	-	-	-	-	S	-

# 2022 TRANSIT AXLE AVAILABILITY

## REAR AXLE AVAILABILITY (CUTAWAY)

CUTAWAY		3.5L PFDi V6 (998)				3.5L EcoBoost® V6 (99G)				Electric Motor (E-Transit) (99K)
		Non-Limited		Limited-Slip		Non-Limited		Limited-Slip		Non-Limited
		3.73	4.10	3.73	4.10	3.73	4.10	3.73	4.10	Electric Axle
		X73	X41	X7L	X4L	X73	X41	X7L	X4L	
Regular (138")	R5P	-	-	-	S	S	-	O/I <sup>1</sup>	-	-
	R7P	-	-	-	S	-	-	S	-	-
Long (156")	R5P	-	-	-	S	S	-	O/I <sup>1</sup>	-	-
	R7P	-	-	-	S	-	-	S	-	-
Regular (138")	W5P	-	-	-	S	S	-	O/I <sup>1</sup>	-	-
	W7P	-	-	-	S	-	-	S	-	-
Long (156")	W5P	-	-	-	S	S	-	O/I <sup>1</sup>	-	-
	W7P	-	-	-	S	-	-	S	-	-
Extended-Length (178")	W5P	-	-	-	S	S	-	O/I <sup>1</sup>	-	S
	W7P	-	-	-	S	-	-	S	-	-
Regular (138")	F6P	-	-	-	S	S	-	O/I <sup>1</sup>	-	-
	F8P	-	-	-	S	-	-	S	-	-
Long (156")	F6P	-	-	-	S	S	-	O/I <sup>1</sup>	-	-
	F8P	-	-	-	S	-	-	S	-	-
Extended-Length (178")	F6P	-	-	-	S	S	-	O/I <sup>1</sup>	-	-
	F8P	-	-	-	S	-	-	S	-	-
Regular (138")	S6P	-	-	-	-	S	-	O/I <sup>1,2</sup>	-	-
	S8P	-	-	-	-	-	-	S	-	-
Long (156")	S6P	-	-	-	-	S	-	O/I <sup>1,2</sup>	-	-
	S8P	-	-	-	-	-	-	S	-	-
Extended-Length (178")	S6P	-	-	-	-	S	-	O/I <sup>1,2</sup>	-	-
	S8P	-	-	-	-	-	-	S	-	-
Regular (138")	U6P	-	-	-	-	-	-	S	-	-
	U8P	-	-	-	-	-	-	S	-	-
Long (156")	U6P	-	-	-	-	-	-	S	-	-
	U8P	-	-	-	-	-	-	S	-	-
Extended-Length (178")	U6P	-	-	-	-	-	-	S	-	-
	U8P	-	-	-	-	-	-	S	-	-

<sup>1</sup> Included with Heavy Duty Front Axle (41E)<sup>2</sup> Included with Ambulance Prep Package (47F)

# 2022 TRANSIT

## AXLE AVAILABILITY

### REAR AXLE AVAILABILITY (CHASSIS CAB)

CHASSIS CAB		3.5L PFDi V6 (998)				3.5L EcoBoost® V6 (99G)				Electric Motor (E-Transit) (99K)
		Non-Limited		Limited-Slip		Non-Limited		Limited-Slip		Non-Limited
		3.73	4.10	3.73	4.10	3.73	4.10	3.73	4.10	Electric Axle
		X73	X41	X7L	X4L	X73	X41	X7L	X4L	
Regular (138")	R5Z	-	-	-	S	S	-	O/I <sup>1</sup>	-	-
	R7Z	-	-	-	S	-	-	S	-	-
Long (156")	R5Z	-	-	-	S	S	-	O/I <sup>1</sup>	-	-
	R7Z	-	-	-	S	-	-	S	-	-
Regular (138")	W5Z	-	-	-	S	S	-	O/I <sup>1</sup>	-	-
	W7Z	-	-	-	S	-	-	S	-	-
Long (156")	W5Z	-	-	-	S	S	-	O/I <sup>1</sup>	-	-
	W7Z	-	-	-	S	-	-	S	-	-
Extended-Length (178")	W5Z	-	-	-	S	S	-	O/I <sup>1</sup>	-	S
	W7Z	-	-	-	S	-	-	S	-	-
Regular (138")	F6Z	-	-	-	S	S	-	O/I <sup>1</sup>	-	-
	F8Z	-	-	-	S	-	-	S	-	-
Long (156")	F6Z	-	-	-	S	S	-	O/I <sup>1</sup>	-	-
	F8Z	-	-	-	S	-	-	S	-	-
Extended-Length (178")	F6Z	-	-	-	S	S	-	O/I <sup>1</sup>	-	-
	F8Z	-	-	-	S	-	-	S	-	-
Regular (138")	S6Z	-	-	-	-	S	-	O/I <sup>1</sup>	-	-
	S8Z	-	-	-	-	-	-	S	-	-
Long (156")	S6Z	-	-	-	-	S	-	O/I <sup>1</sup>	-	-
	S8Z	-	-	-	-	-	-	S	-	-
Extended-Length (178")	S6Z	-	-	-	-	S	-	O/I <sup>1</sup>	-	-
	S8Z	-	-	-	-	-	-	S	-	-
Regular (138")	U6Z	-	-	-	-	-	-	S	-	-
	U8Z	-	-	-	-	-	-	S	-	-
Long (156")	U6Z	-	-	-	-	-	-	S	-	-
	U8Z	-	-	-	-	-	-	S	-	-
Extended-Length (178")	U6Z	-	-	-	-	-	-	S	-	-
	U8Z	-	-	-	-	-	-	S	-	-

<sup>1</sup> Included with Heavy Duty Front Axle (41E)

## WHEEL AVAILABILITY (SRW)



16" Silver Steel Wheel  
with Black Hubcap

(Standard on Standard  
Front Axle  
configurations)



16" Silver Steel Wheel  
with Silver Hubcaps  
and Exposed Lug Nuts  
(641)

(Standard on Heavy-  
Duty Front Axle  
configurations)



16" Steel Wheel with  
Full Silver Wheel  
Cover (64H)

(Standard on E-  
Transit)



16" Silver Aluminum  
Alloy Wheel (647)



16" Forged Aluminum  
Wheel  
(64G)



16" Black Aluminum  
Alloy Wheel  
(644)



16" Black Steel Wheel  
with Gloss Black  
Center Caps  
(642)

**Wheel Image Coming  
Soon**

16" White Steel Wheel  
with Black Hubcap  
(64C – Fleet Only)

# WHEELS

## WHEEL AVAILABILITY (DRW)



16" Heavy-Duty Silver Steel Wheel with Silver Hubcaps and Exposed Lug Nuts

(Standard on Standard Front Axle configurations)  
&  
(Standard on Heavy-Duty Front Axle configurations)



16" Heavy-Duty Forged Aluminum Wheel

(76E – Standard Front Axle configurations)  
&  
(76G – Heavy-Duty Front Axle configurations)



16" Heavy-Duty White Steel Wheel with Exposed Lug Nuts  
(76D – Fleet Only)

# COLOR & TRIM AVAILABILITY

INTERIOR MATERIAL	CODE	Cargo Van	Crew Van	Passenger Van XL	Passenger Van XLT	Cutaway	Chassis Cab
Ebony Cloth	CB	O	O	S	O	O	O
Ebony Leather	LB	O	–	–	O	O	–
Dark Palazzo Grey Cloth	CK	O	O	–	S	O	O
Dark Palazzo Grey Vinyl	VK	S	S	O	–	S	S
Dark Palazzo Grey Vinyl (Driver Seat) + Ebony Vinyl (Passenger Seats)	VB	O	–	–	–	O	O

Note: Unlike the Driver Seat, dual Passenger Seat insert and bolster material will be identical



Ebony Cloth



Ebony Leather



Dark Palazzo Grey Cloth



Dark Palazzo Grey Vinyl

EXTERIOR COLOR	CODE	Cargo Van	Crew Van	Passenger Van XL	Passenger Van XLT	Cutaway	Chassis Cab
Oxford White	YZ	■	■	■	■	■	■
Race Red	PQ	■	■	■	■	■	■
School Bus Yellow (Fleet only)	BY	■	■	■	■	■	■
Agate Black Metallic	UM	■	■	■	■	■	■
Ingot Silver	UX	■	■	■	■	■	■
Carbonized Gray Metallic	M7	■	■	■	■	■	■
Blue Jeans Metallic	N1	■	■	■	■	■	■
Avalanche Gray Metallic	DR	■	■	■	■	■	■
Abyss Gray Metallic	ME	■	■	■	■	■	■



Oxford White



Race Red



School Bus Yellow




Agate Black



Ingot Silver



Carbonized Gray



Blue Jeans



Avalanche Gray



Abyss Gray

**EXTERIOR UPGRADE PACKAGE – SRW (18D)****Availability:**

- Cargo Van, Crew Van, Passenger Van XLT (Standard), Cutaway and Chassis Cab

**Not available with:**

- Passenger Van XL
- E-Transit

**Includes:**

- Chrome-trimmed Halogen Headlamps with Wiper Activated Headlamps (91B)
- Includes Front Fog Lamps
- Honeycomb Mesh Grille with Chrome Surround
- 16" Steel Wheel with Full Silver Wheel Cover (Standard Front Axle configurations only) (64H) or 16" Silver Steel Wheel with Exposed Lug Nuts (Heavy-Duty Front Axle configurations only)

**Upgradeable Features/Options (for additional charge):**

- HID Headlamps (91A)
- 16" Forged Aluminum Wheel (Heavy-Duty Front Axle configurations only) (64G)
- 16" Silver Aluminum Alloy Wheel (Standard Front Axle configurations only) (647)
- 16" Black Aluminum Alloy Wheel (Standard Front Axle configurations only) (644)
- 16" Black Steel Wheel with Gloss Black Center Caps (Heavy-Duty Front Axle configurations only) (642)

**EXTERIOR UPGRADE PACKAGE – DRW (18L)****Availability:**

- Cargo Van, Crew Van, Passenger Van XLT (Standard), Cutaway and Chassis Cab

**Not available with:**

- Passenger Van XL

**Includes:**

- Chrome-trimmed Halogen Headlamps with Wiper Activated Headlamps (91B)
- Includes Front Fog Lamps
- Honeycomb Mesh Grille with Chrome Surround
- 16" Heavy-Duty Silver Steel Wheel with Exposed Lug Nuts

**Upgradeable Features/Options (for additional charge):**

- HID Headlamps (91A)
- 16" Heavy-Duty Forged Aluminum Wheel (Standard Front Axle configurations only) (76E)
- 16" Heavy-Duty Forged Aluminum Wheel (Heavy-Duty Front Axle configurations only) (76G)
- 16" Heavy-Duty White Steel Wheel with Exposed Lug Nuts (Standard Front Axle configurations only) (76D – Fleet Only)

**LOAD AREA PROTECTION PACKAGE (96D)****Availability:**

- Cargo Vans

**Not available with:**

- Windows-All-Around, Fixed (17F)
- Power Running Board (68L)
- Scuff Plate Kit (85A)
- Heavy-Duty Scuff Plate Kit (85B), unless ordered with Heavy-Duty Cargo Flooring (60B)
- 11,000lb GVWR Configurations

**Includes:**

- Full-Height Polypropylene Cargo Area Panels
- Vinyl, Front and Rear (16E) (includes Wheel Well Liners)

**Upgradeable Features/Options (for additional charge):**

- Heavy-Duty Cargo Flooring (60B)

**INTERIOR UPGRADE PACKAGE – CUTAWAY/CHASSIS CAB (47A)****Availability:**

- Cutaway and Chassis Cabs

**Not available with:**

- E-Transit
- Right Hand Door Delete (60X)

**Includes:**

- Cruise Control (60C) – except when audio package 58F is selected
- Dark Palazzo Gray Cloth, 2-way manual Driver and 2-way manual Passenger seat (21L)
- SYNC 3 with 4" Display (58V)
- Vinyl Sunvisor with Illuminated Vanity Mirror (Driver and Passenger) (85C)

**Upgradeable Features/Options (for additional charge):**

- Dark Palazzo Gray Cloth, 2-way manual Driver and 2-way manual Passenger seat (21C)
- Ebony Cloth, 2-way manual Driver and 2-way manual Passenger seat (21D)
- Ebony Cloth, 2-way manual Driver and 2-way manual Passenger seat (21M)
- Dark Palazzo Gray Cloth, 10-way power Driver and 10-way power Passenger seats (21Q)
- Ebony Cloth, 10-way power Driver and 10-way power Passenger seats (21R)
- Ebony Leather, 10-way power Driver and 10-way power Passenger seats (21S)
- SYNC 4 with AM/FM stereo and 12" display (58B)
- SYNC 4 with SiriusXM® with 360L, HD Radio™ and 12" Display (58C)
- SYNC 4 with SiriusXM® with 360L, HD Radio™, Navigation and 12" Display (58E)
- SYNC 4 with SiriusXM® with 360L, HD Radio™, Navigation, Intelligent Adaptive Cruise Control (iACC) and 12" Display (58F)
- Adaptive Cruise Control (60D) except when MyKey® (62B), audio package 58E or 58F are selected

**INTERIOR UPGRADE PACKAGE – CARGO VAN (96C)****Availability:**

- Cargo Vans

**Not available with:**

- Power Running Board (68L)
- Scuff Plate Kit (85A)
- Heavy-Duty Scuff Plate Kit (85B), unless ordered with Heavy-Duty Cargo Flooring (60B)

**Includes:**

- Full-Height Polypropylene Cargo Area Panels
- Vinyl, Front and Rear (16E)
- Short-Arm, Power Adjusting, Manual-Folding Mirrors (541) when Blind Spot Assist 1.0 (65A) is not selected
- Vinyl Sunvisor with Illuminated Vanity Mirror (Driver and Passenger) (85C)
- Dark Palazzo Gray Cloth, 2-way manual Driver and 2-way manual Passenger (21L) – included with Gas Engines only
- Ebony Cloth, 2-way manual Driver and 2-way manual Passenger seats (21M) – included with E-Transit
- Cruise Control (60C) – except when audio package 58F is selected

**Upgradeable Features/Options (for additional charge):**

- Heavy-Duty Cargo Flooring (60B)
- Dark Palazzo Gray Cloth, 2-way manual Driver and 2-way manual Passenger (21C) – not available with E-Transit
- Ebony Cloth, 2-way manual Driver and 2-way manual Passenger (21D) – not available with E-Transit
- Ebony Cloth, 2-way manual Driver and 2-way manual Passenger (21M) – Gas Engines only
- Dark Palazzo Gray Cloth, 10-way power Driver and 10-way power Passenger seats (21Q) – not available with E-Transit
- Ebony Cloth, 10-way power Driver and 10-way power Passenger seats (21R) – not available with E-Transit
- Ebony Leather, 10-way power Driver and 10-way power Passenger seats (21S) – not available with E-Transit
- Short-Arm, Power Adjusting, Manual-Folding Heated with Turn Signals Mirrors (545)
- Long-Arm, Power Adjusting, Manual-Folding Heated with Turn Signals Mirrors (544)
- Adaptive Cruise Control (60D) – not available with audio package 58E or 58F and is only available with E-Transit when ordered with MyKey® (62B)

**BUILDERS PREP PACKAGE (47E)****Deletes:**

- Rear Floor Covering
- Rear-Seats and Restraints
- Rear-Seat Rails and Fasteners

**Availability:**

- Long and Extended Length Passenger Van XL and Passenger Van XLT
- Regular Length Passenger Van XL and Passenger Van XLT (Government orders only)

**Not available with:**

- HID Headlamps (91A) (applies to Passenger Van XL only)

**Includes:**

- Dual AGM Batteries (63E)
- Front/Rear Aux A/C and Heater (Driver controlled) (57G) when Auxiliary Heater Prep Package without Rear Controls (62A) or Auxiliary Heater / AC Prep Package without Rear Controls (62C) are not ordered
- Modified Vehicle Wiring System (53K)
- Vinyl, Front only (16C) with Passenger Van XL and Carpet, Front only (16G) with Passenger Van XLT
- Less Rear Seat (96K)

**Upgradeable Features/Options (for additional charge):**

- Auxiliary Heater Prep Package without Rear Controls (62A) (Medium/High Roof only)
- Auxiliary Heater / AC Prep Package without Rear Controls (62C) (Medium and High Roof only)

**MODIFIED VEHICLE WIRING SYSTEM (53K)****Availability:**

- Cargo Van, Crew Van, Passenger Van XL, Passenger Van XLT, Cutaway (Standard) and Chassis Cab (Standard)

**Required (Cargo Van, Crew Van, Passenger Van XL and Passenger Van XLT Only):**

- Dual AGM Batteries (63E)

**Includes:**

- Modified vehicle connections for customized wiring harness provisions

**RV PREP PACKAGE (47D)****Availability:**

- Cargo Van (Medium/High Roof only)

**Includes:**

- Modified Vehicle Wiring System (53K)
- Heavy-Duty Trailer Tow Package (53B)
- Dark Palazzo Gray Cloth, 4-way manual swivel Driver and 4-way manual swivel Passenger (21T)
- SYNC 4 with SiriusXM® with 360L, HD Radio™, Navigation, Intelligent Adaptive Cruise Control (iACC) and 12" Display (58F)
- High Resolution Digital Camera (61E) when Reverse Brake Assist (43S) is not selected
- Front Fog Lamps (55D)
- Wiper Activated Headlamps (91B)
- Front Bumper, Body Colored (53G)
- Illuminated Sun Visors (85C)
- Carpet, Front only (16G)
- 8 speakers (4 front/4 rear)
- Side Sensing System (94A)
- Blind Spot Assist 1.0 (65A)

**Upgradeable Features/Options (for additional charge):**

- Dark Palazzo Gray Cloth, 4-way manual swivel Driver and 4-way manual swivel Passenger seats (218)
- 360-Degree Camera with Split View and Front Washer (61D) includes Honeycomb Mesh Grille with Chrome Surround

**Not available with:**

- Radio Prep Package (58T)
- Rear View Display in Rearview Mirror (61B)
- MyKey® (62B)
- Bulkhead – Lockable Door with Window (47T)
- Bulkhead – Window Only (47U)
- Interior Upgrade Package (96C)
- Load Area Protection Package (96D)
- Heavy-Duty Cargo Flooring (60B)
- Rear Bumper Delete (43F)
- 9,950lb / 10,360lb GVWR configurations
- E-Transit

**NOTE 1:** Rear speakers are shipped in a dunnage box.

**RIGHT HAND DOOR DELETE (60X)****Availability:**

- Cutaway

**Not available with:**

- E-Transit
- Ambulance Prep Package – Cutaway (47F) and Motorhome Prep Package (47M)
- Keys: 2 additional (4 total) with key fobs (86F)
- Interior Upgrade Package – Cutaway/Chassis Cab (47A)

**Includes:**

- Passenger Seat Delete (21J)
- Exterior Mirror Delete (54X)

**Upgradeable Features/Options (for additional charge):**

- Passenger Seat Delete with Dark Palazzo Gray Cloth Driver Seat (211)

**NOTE 1:** Intended for upfitters who modify the factory roof

**NOTE 2:** When adding an audio package, besides Radio Prep Package (58T), audio quality may slightly be diminished due to the deletion of the right hand door speaker.

**HEAVY-DUTY TRAILER TOW PACKAGE (53B)****Availability:**

- Cargo Van, Crew Van, Passenger Van XL and Passenger Van XLT

**Not available with:**

- Rear Tow Hook
- E-Transit
- Rear Bumper Delete (43F)

**Includes:**

- Tow/Haul Mode with Trailer Wiring Provisions
- 4/7 Pin Connector Assembly and Rear Jumper
- Relay system for backup/B+/running lights
- Frame mounted hitch receiver

**Included with:**

- RV Prep Package (47D)

**NOTE:** This package does not include a Trailer Brake Controller (67D). Additionally, if customer wants a trailer brake controller after initial purchase, it will have to be an aftermarket trailer brake controller and aftermarket wiring harness.

**TOW/HAUL MODE WITH TRAILER WIRING PROVISIONS (53D)****Availability:**

- Cargo Van, Crew Van, Passenger Van XL, Passenger Van XLT, Cutaway and Chassis Cab

**Not available with:**

- E-Transit

**Includes:**

- Trailer Wiring Harness to rear of vehicle for upfit
- Trailer Sway Control (TSC)
- 4/7 Pin Connector Assembly and Rear Jumper
- Tow/Haul Mode

**Included with:**

- Motorhome Prep Package (47M)

**NOTE:** This package does not include a Trailer Brake Controller (67D). Additionally, if customer wants a trailer brake controller after initial purchase, it will have to be an aftermarket trailer brake controller and aftermarket wiring harness.

**MOTORHOME PREP PACKAGE (47M)****Availability:**

- Cutaway

**Not available with:**

- Right Hand Door Delete (60X)
- 9,950lb / 10,360lb GVWR configurations
- E-Transit

**Includes:**

- SYNC 4 with SiriusXM® with 360L, HD Radio™, Navigation, Intelligent Adaptive Cruise Control (iACC) and 12" Display (58F)
- Tow/Haul Mode with Trailer Wiring Provisions (53D)
- Dual AGM Batteries (63E)
- Modified Vehicle Wiring System (53K)
- Dark Palazzo Gray Cloth, 4-way manual swivel Driver and 4-way manual swivel Passenger (21T)
- Exterior Upgrade Package (18D) on SRW configurations
- Exterior Upgrade Package (18L) on DRW configurations
- Auxiliary Fuse Panel with High Spec Interface Connector (87E)

**Upgradeable Features/Options (for additional charge):**

- Ebony Cloth, 2-way manual Driver and 2-way manual Passenger seat (21D)
- Dark Palazzo Gray Cloth, 4-way manual swivel Driver and 4-way manual swivel Passenger seats (218)
- HID Headlamps (91A)



# 2022 TRANSIT PACKAGED OPTIONS

**SHUTTLE BUS PREP PACKAGE – (47S)****Availability:**

- Cutaway

**Not available with:**

- E-Transit

**Includes:**

- Exterior Upgrade Package (18D) on SRW configurations
- Exterior Upgrade Package (18L) on DRW configurations
- Dual AGM Batteries (63E)
- Auxiliary Fuse Panel with High Spec Interface Connector (87E)
- Modified Vehicle Wiring System (53K)
- SYNC 3 with 4" Display (58V)

**Applicable Options (not part of Prep Package):**

- Right Hand Door Delete (60X)
- SYNC 4 with AM/FM stereo and 12" display (58B)
- SYNC 4 with SiriusXM® with 360L, HD Radio™ and 12" Display (58C)
- SYNC 4 with SiriusXM® with 360L, HD Radio™, Navigation and 12" Display (58E)
- SYNC 4 with SiriusXM® with 360L, HD Radio™, Navigation, Intelligent Adaptive Cruise Control (iACC), Intersection Assist and 12" Display (58F)
- Radio Prep Package (58T) is only available when Rear Video Camera and Prep Kit (61A) is selected

**SCHOOL BUS PREP PACKAGE – (47C)****Availability:**

- Cutaway
- Fleet only

**Not available with:**

- Extended Length configurations
- E-Transit

**Includes:**

- Safety Glass (65B)
- Right Hand Door Delete (60X)
- Dual AGM Batteries (63E)
- Separate Stop Turn Tail Lamp – LED Enabled (43Q)
- Auxiliary Fuse Panel with High Spec Interface Connector (87E)
- Dual-note Horn (85D)
- Modified Vehicle Wiring System (53K)

**NOTE:** Requires Passenger Seat Delete (21J) and School Bus Yellow (BY) Paint

**MULTI-FUNCTION SCHOOL ACTIVITY BUS (MFSAB) PREP PACKAGE (47Q)****Availability:**

- Cutaway
- Fleet only

**Not available with:**

- Extended Length configurations
- E-Transit

**Includes:**

- Safety Glass (65B)
- Right Hand Door Delete (60X)
- Dual AGM Batteries (63E)
- Separate Stop Turn Tail Lamp – LED Enabled (43Q)
- Auxiliary Fuse Panel with High Spec Interface Connector (87E)
- Dual-note Horn (85D)
- Modified Vehicle Wiring System (53K)

**NOTE:** Requires Passenger Seat Delete (21J) and Oxford White (YZ) Paint

**AMBULANCE PREP PACKAGE – CARGO VAN (47B)****Availability:**

- Medium Roof or High Roof Cargo Van with Sliding Passenger-side Cargo Door
- 3.5L EcoBoost® V6 (99G)

**Not available with:**

- Passenger Seat Delete (21J and 21K)
- 3-Passenger Seating (212, 213, 216 and 217)
- E-Transit

**Includes:**

- Dual AGM Batteries (63E)
- Dual Alternator (63C)
- Fixed Rear Cargo Door Glass and Fixed Passenger-side Glass (17B)
- 3.73 Limited-Slip Axle (X7L)
- Modified Vehicle Wiring System (53K)
- Auxiliary Fuse Panel with High Spec Interface Connector (87E)
- Dual-note Horn (85D)
- Auto Start-Stop Switch Delete (57A)

**Upgradeable Features/Options (for additional charge):**

- Privacy Glass (92E)

**NOTE 1** Check with Upfitter on charge margin acceptability

**NOTE 2** 3.5L EcoBoost® V6 (99G) engine does not include Auto Start-Stop technology on this particular application

**AMBULANCE PREP PACKAGE – CUTAWAY (47F)****Availability:**

- Cutaway
- 3.5L EcoBoost® V6 (10,360lb or 11,000lb GVWR configurations only) (99G)

**Not available with:**

- Passenger Seat Delete (21J and 21K)
- 3-Passenger Seating (212, 213, 216 and 217)
- Right Hand Door Delete (60X)

**Includes:**

- Short-Arm, Power Adjusting, Manual-Folding Mirrors (541)
- Dual AGM Batteries (63E)
- Dual Alternator (63C)
- 3.73 Limited-Slip Axle
- Spare Tire and Wheel (51D)
- Separate Stop Turn Tail Lamp – LED Enabled (43Q)
- Auxiliary Heater / AC Prep Package without Rear Controls (62C)
- Auxiliary Fuse Panel with High Spec Interface Connector (87E)
- Dual-note Horn (85D)
- Modified Vehicle Wiring System (53K)
- Auto Start-Stop Switch Delete (57A)

**Upgradeable Features/Options (for additional charge):**

- Short-Arm, Power Adjusting, Manual-Folding Heated with Turn Signals Mirrors (545)
- Long-Arm, Power Adjusting, Manual-Folding Mirrors (543)
- Long-Arm, Power Adjusting, Manual-Folding Heated with Turn Signals Mirrors (544)
- Exterior Mirror Delete (54X)

**NOTE 1:** Check with Upfitter on charge margin acceptability

**NOTE 2:** 3.5L EcoBoost® V6 (99G) engine does not include Auto Start-Stop technology on this particular application

**REAR VIDEO CAMERA AND PREP KIT (61A)****Availability:**

- Cutaway and Chassis Cab

**Pre-installed Content Includes:**

- Cab Wiring
- Frame Wiring to the rear most cross member
- Will display in rearview mirror when ordered with Radio Prep Package (58T) , otherwise will display in multi-function display

**Upfitters Kit Includes:**

- Camera with mounting bracket
- 20' Jumper wire
- Camera mounting and aiming instructions

**NOTE:** For incomplete vehicles, upfitter must add a rear view camera to vehicles that are 10,000lb GVWR or less to complete the vehicle and meet FMVSS 111 requirements. Rear Video Camera and Prep Kit (61A) is available as a dunnage kit that requires upfitter installation

**UPFITTER PACKAGE (67C)****Availability:**

- Cargo Van, Crew Van, Passenger Van XL, Passenger Van XLT, Cutaway and Chassis Cab

**Not Available with:**

- E-Transit
- 3-Passenger Seating (212, 213, 216 and 217)

**Includes:**

- High Capacity Upfitter Switches
- Large Center Console (67E)
- Auxiliary Fuse Panel with High Spec Interface Connector (87E)
- Dual AGM Batteries (63E)
- Modified Vehicle Wiring System (53K)

**LIVERY PREP PACKAGE (47L)****Availability:**

- Medium or High Roof Passenger Van XLT with Long or Extended Length

**Not Available with:**

- Builder's Prep Package (47E)

**Includes:**

- Ebony Leather, 10-way power Driver and 10-way power Passenger seats (21S)
- Power Sliding Door (65C)
- HID Headlamps (91A)
- Privacy Glass (92E)
- 16" Steel Wheel with Full Silver Wheel Cover (Standard Front Axle configurations only) (64H) or 16" Silver Steel Wheel with Exposed Lug Nuts (Heavy-Duty Front Axle configurations only) – SRW
- 16" Heavy-Duty Silver Steel with Exposed Lug Nuts, Standard and Heavy-Duty Front Axle configurations – DRW
- Keyless Entry Keypad (52C)
- Dual AGM Batteries (63E)
- Auxiliary Fuse Panel with High Spec Interface Connector (87E)
- Modified Vehicle Wiring System (53K)
- Wheel Well Liners – Black (Front only) (15C)
- Egress Window (17L)

**PARCEL DELIVERY PACKAGE (47G)****Availability:**

- Cargo Van
- Cutaway

**Includes:**

- Full Rear Compartment Lighting (15F) – Cargo Van only
- 50/50 Hinged Rear Door, 253-degree Opening (18P) – Long or Extended Length Cargo Van only
- Dark Palazzo Gray Cloth 2-way manual Driver and 2-way manual Passenger seats without armrests (219)

**Additional Options to consider (may result in additional charges):**

- Center Console with Right-Side Shifter (67F)
- Rear Bumper Delete (43F) – Cargo Van only
- B-Pillar Assist Handle (41B) – Medium and High Roof Cargo Van only

**Not Available with:**

- Right Hand Door Delete (60X)
- Interior Upgrade Package Cutaway/Chassis Cab (47A)
- Ambulance Prep Package – Cargo Van (47B)
- School Bus Prep Package (47C)
- RV Prep Package (47D)
- Ambulance Prep Package – Cutaway (47F)
- Motorhome Prep Package (47M)
- Multi-Function School Activity Bus (MFSAB) (47Q)
- Shuttle Bus Prep Package (47S)
- Interior Upgrade Package – Cargo Van (96C)
- Load Area Protection Package (96D)
- Exterior Upgrade Package (18D/18L)

**ADVENTURE PREP PACKAGE (47N)****Availability:**

- Cargo Van and Crew Van
- 3.5L EcoBoost V6 (99G)

**Includes:**

- 16" Black Aluminum Alloy Wheel (Standard Front Axle configurations) – SRW only (644)
- 16" Black Steel Wheel with Gloss Black Center Caps (Heavy-Duty Front Axle configurations) – SRW only (642)
- 16" Heavy-Duty Silver Steel Wheel with Exposed Lug Nuts – DRW only
- Blind Spot Assist 1.0 (65A)
- Front Fog Lamps (55D)
- HID Headlamps (91A)
- Auxiliary Fuse Panel with High Spec Interface Connector (87E)
- SYNC 4 with SiriusXM® with 360L, HD Radio™ and 12" Display (58C)
- High Resolution Digital Camera (61E)
- Power Outlet – 110V/400W (90D) – Not Available with Crew Van or Push Down Manual Parking Brake (90G)
- Power Point – 12V (87A)
- Front Overhead Shelf – Medium and High Roof only (66D)
- Reverse Sensing System (43R)
- Side Sensing System (94A)
- Fixed Rear Cargo Door Glass and Fixed Passenger-side Glass (17B) – Not Available on Crew Van
- Illuminated Sun Visors (85C)
- Adaptive Cruise Control (60D) except when audio package 58E or 58F are selected
- Ebony Cloth, 10-way power heated Driver and 10-way power heated Passenger seats (21R)
- Wheel Well Liners – Black (Front only) (15C)
- Privacy Glass (92E)
- Dual AGM Batteries (63E)
- Keyless Entry Keypad (52C)

**Upgradeable Features/Options (for additional charge):**

- Dark Palazzo Gray Cloth, 4-way manual swivel Driver and 4-way manual swivel Passenger seats. (21T) – Not Available on Crew Van
- Dark Palazzo Gray Cloth, 4-way manual swivel Driver and 4-way manual swivel Passenger seats (218) – Not Available on Crew Van
- Ebony Leather, 10-way power heated Driver and 10-way power heated Passenger seats (21S) – Not available on Crew Van
- 60/40 Hinged Passenger-side Door (59A) – Low Roof Only and Not Available on Crew Van
- Extended Range Fuel Tank (655) – Not Available on Regular Length
- Heavy-Duty Trailer Package (53B)
- Remote Start (68B)
- Heavy-Duty Cargo Flooring (60B)
- SYNC 4 with SiriusXM® with 360L, HD Radio™, Navigation and 12" Display (58E)
- SYNC 4 with SiriusXM® with 360L, HD Radio™, Navigation, Intelligent Adaptive Cruise Control (iACC) and 12" Display (58F)
- 360-Degree Camera with Split View and Front Washer (61D) includes Honeycomb Mesh Grille with Chrome Surround
- Upfitter Package (67C)

**Not Available with:**

- Ambulance Prep Package – Cargo Van (47B)
- RV Prep Package (47D)
- Parcel Delivery Package (47G)
- Exterior Upgrade Package – SRW (18D)
- Exterior Upgrade Package – DRW (18L)
- Rear View Display in Rearview Mirror (61B)
- MyKey® (62B)
- Rear Bumper Delete (43F)
- Interior Upgrade Package – Cargo Van (96C)
- Load Area Protection Package (96D)
- Reverse Brake Assist (43S)
- E-Transit

**NOTE:** Recommended exterior paint colors for the Adventure Prep Package – Avalanche Gray (DR) and Abyss Gray (ME).

# 2022 TRANSIT PACKAGED OPTIONS

**EMISSIONS REQUIREMENT LOCATIONS****CALIFORNIA EMISSIONS STATES**

CA, CT, DE, MA, MD, ME, NJ, NY, OR, PA, RI, VT, WA

**CROSS BORDER STATES**

AZ, DC, ID, NH, NV, OH, VA, WV

**FEDERAL EMISSIONS STATES**

Remaining States/Regions

**EMISSIONS STANDARD/OPTIONAL EQUIPMENT****50-STATE EMISSIONS SYSTEM** ..... 425

Standard equipment on all Transit gas engine configurations.

**ZERO EVAPORATED EMISSIONS SYSTEM**

Standard equipment on all E-Transit configurations ..... 425

**MISCELLANEOUS**

COV Required ..... 79V

Priced DORA ..... C09

**VEHICLE SPECIAL ORDER (VSO)**FLEET ONLY. See [www.fmcdealer.com](http://www.fmcdealer.com) for current VSO Order Guide.

This live guide includes VSO option codes, descriptions and pricing.

Email [vsomail@ford.com](mailto:vsomail@ford.com) or call 1.800.34.FLEET, menu 4 w/any VSO

questions you may have.

## FUEL ECONOMY

TRUCKS W/GROSS VEHICLE WEIGHT RATINGS OVER 8,500 POUNDS ARE NOT INCLUDED IN THE EPA FUEL ECONOMY RATING SYSTEM. FUEL ECONOMY INFORMATION ON THESE MODELS IS GENERALLY NOT AVAILABLE BECAUSE OF WIDE VARIANCES IN VEHICLE LOADING AND OPERATIONAL CONDITIONS BETWEEN VARIOUS CUSTOMER APPLICATIONS.

## ENGINE HORSEPOWER AND TORQUE RATINGS

ENGINE	TRANSMISSION	NOMINAL COMPRESSION RATIO	50-STATES	
			HORSEPOWER H.P. @ RPM	TORQUE LB.-FT. @ RPM
3.5L PFDi V6	10-Speed Automatic Overdrive	11.8:1	275HP @ 6, 250	260 @ 4,000
3.5L EcoBoost® V6	10-Speed Automatic Overdrive	10.0:1	310HP @ 5,000	400 @ 2,500
Electric Motor (E-Transit)	Single-Speed	N/A	198kW / 266 HP	317 LB.-FT.